



**Hidden Valley Lake Community Services District
Finance Committee Meeting
Tuesday, August 13, 2024– 12:30 p.m.
19400 Hartmann Road, Hidden Valley Lake, Ca.**

Attending Remotely:
Director Jim Freeman
Localita La Croce 16
01020 Lubriano, VT
Italy

- 1) **CALL TO ORDER**
- 2) **PLEDGE OF ALLEGIANCE**
- 3) **ROLL CALL**
- 4) **APPROVAL OF AGENDA**
- 5) **DISCUSSION AND POSSIBLE RECOMMENDATION:** Monthly Financials
- 6) **DISCUSSION AND POSSIBLE RECOMMENDATION:** Projects Update
- 7) **PUBLIC COMMENT**
- 8) **COMMITTEE MEMBER COMMENT**
- 9) **ADJOURN**

Public records are available upon request. Board Packets are posted on our website at www.hvclsd.org/meetings . In compliance to the Americans with Disabilities Act, if you need special accommodations to participate in or attend the meeting, please contact the District Office at 987-9201 at least 48 hours prior to the scheduled meeting.

Members of the public shall be given the opportunity to comment on each agenda item before the Governing Board acts on that item, G.C. 54953.3. All other comments will be taken under Public Comment.

VENDOR SET: 01 Hidden Valley Lake

D I S B U R S E M E N T R E P O R T

BANK: ALL

VENDOR CLASS(ES): ALL CLASSES

REPORTING FUND NO#: 120 SEWER ENTERPRISE FUN

SORTED BY FUND

VENDOR	NAME	NO# INVOICES	TOTAL AMOUNT	1099	G/L ACCT NO#	G/L NAME	G/L AMOUNT
01-11	STATE OF CALIFORNIA	EDD		N		FUND TOTAL FOR VENDOR	1,829.02
01-1249	UNDERGROUND SERVICE ALERT			N		FUND TOTAL FOR VENDOR	150.00
01-1392	MEDIACOM			N		FUND TOTAL FOR VENDOR	260.36
01-1705	SPECIAL DISTRICT RISK MAN			N		FUND TOTAL FOR VENDOR	228,796.90
01-1722	US DEPARTMENT OF THE TREA			N		FUND TOTAL FOR VENDOR	4,751.65
01-1751	USA BLUE BOOK			N		FUND TOTAL FOR VENDOR	917.86
01-1961	ACWA/JPIA			N		FUND TOTAL FOR VENDOR	512.05
01-21	CALIFORNIA PUBLIC EMPLOYE			N		FUND TOTAL FOR VENDOR	7,607.80
01-2111	DATAPROSE, LLC			N		FUND TOTAL FOR VENDOR	977.50
01-2283	ARMED FORCE PEST CONTROL,			N		FUND TOTAL FOR VENDOR	102.50
01-2538	HARDESTER'S MARKETS & HAR			N		FUND TOTAL FOR VENDOR	33.30
01-2541	MENDO MILL CLEARLAKE			N		FUND TOTAL FOR VENDOR	255.56
01-2585	TYLER TECHNOLOGY			N		FUND TOTAL FOR VENDOR	2,688.40
01-2598	VERIZON WIRELESS			N		FUND TOTAL FOR VENDOR	775.63
01-2744	ADVENTIST HEALTH ST HELEN			N		FUND TOTAL FOR VENDOR	62.50
01-2788	GHD			N		FUND TOTAL FOR VENDOR	3,327.83
01-2792	ADVANCED SECURITY SYSTEMS			N		FUND TOTAL FOR VENDOR	984.28
01-2816	ELAN CARDMEMBER SERVICE			N		FUND TOTAL FOR VENDOR	3,000.56
01-2820	ALPHA ANALYTICAL LABORATO			N		FUND TOTAL FOR VENDOR	3,922.00
01-2823	GARDENS BY JILLIAN			N		FUND TOTAL FOR VENDOR	100.00
01-2825	NATIONWIDE RETIREMENT SOL			N		FUND TOTAL FOR VENDOR	1,400.00
01-2847	ALYSSA GORDON			N		FUND TOTAL FOR VENDOR	710.44
01-2860	WESTGATE PETROLEUM CO., I			N		FUND TOTAL FOR VENDOR	817.38
01-2880	MIDDLETOWN COPY & PRINT			N		FUND TOTAL FOR VENDOR	52.00
01-2884	FAHRENHEIT HEATING & AIR			N		FUND TOTAL FOR VENDOR	325.00
01-2885	RGW GROUNDSKEEPING, LLC			N		FUND TOTAL FOR VENDOR	14,219.62
01-2909	STREAMLINE			N		FUND TOTAL FOR VENDOR	124.50

VENDOR SET: 01 Hidden Valley Lake

D I S B U R S E M E N T R E P O R T

BANK: ALL

VENDOR CLASS(ES): ALL CLASSES

REPORTING FUND NO#: 120 SEWER ENTERPRISE FUN

SORTED BY FUND

VENDOR	NAME	NO# INVOICES	TOTAL AMOUNT	1099	G/L ACCT NO#	G/L NAME	G/L AMOUNT
01-2917	AT&T MOBILITY			N		FUND TOTAL FOR VENDOR	47.93
01-2926	THATCHER COMPANY, INC.			N		FUND TOTAL FOR VENDOR	5,381.39
01-2945	APPLIED TECHNOLOGY SOLUTI			N		FUND TOTAL FOR VENDOR	493.00
01-2950	AFLAC			N		FUND TOTAL FOR VENDOR	303.86
01-2959	FRANCHISE TAX BOARD			N		FUND TOTAL FOR VENDOR	37.84
01-2982	FOSTER MORRISON CONSULTIN			N		FUND TOTAL FOR VENDOR	6,487.50
01-3022	WELLS FARGO FINANCIAL LEA			N		FUND TOTAL FOR VENDOR	187.08
01-3054	SMALLCOMB, LISA			N		FUND TOTAL FOR VENDOR	43.55
01-3060	R&S TRUCKING			N		FUND TOTAL FOR VENDOR	540.00
01-3061	ODP BUSINESS SOLUTIONS, L			N		FUND TOTAL FOR VENDOR	159.31
01-3071	BARTKIEWICZ, KRONICK & SH			N		FUND TOTAL FOR VENDOR	375.00
01-3075	JACOB MCCLURE			N		FUND TOTAL FOR VENDOR	250.00
01-3076	UBEO WEST, LLC			N		FUND TOTAL FOR VENDOR	185.44
01-3093	LAKE COUNTY WASTE Solutio			N		FUND TOTAL FOR VENDOR	305.26
01-3100	CONNOR BOUNSALL			N		FUND TOTAL FOR VENDOR	20.17
01-3110	HIDDEN GEMS AT YOUR SERVI			N		FUND TOTAL FOR VENDOR	3,234.00
01-3114	IMPERIAL SUPPLIES, LLC			N		FUND TOTAL FOR VENDOR	789.67
01-3115	FERGUSON WATERWORKS # 142			N		FUND TOTAL FOR VENDOR	4,087.74
01-3118	FUTURE FORD			N		FUND TOTAL FOR VENDOR	36,687.33
01-8	AT&T			N		FUND TOTAL FOR VENDOR	802.21
01-9	PACIFIC GAS & ELECTRIC CO			N		FUND TOTAL FOR VENDOR	9,059.24
*** FUND TOTALS ***							348,182.16

VENDOR SET: 01 Hidden Valley Lake

D I S B U R S E M E N T R E P O R T

BANK: ALL

VENDOR CLASS(ES): ALL CLASSES

REPORTING FUND NO#: 130 WATER ENTERPRISE FUN

SORTED BY FUND

VENDOR	NAME	NO# INVOICES	TOTAL AMOUNT	1099	G/L ACCT NO#	G/L NAME	G/L AMOUNT
01-1	MISCELLANEOUS VENDOR			N		FUND TOTAL FOR VENDOR	798.30
01-11	STATE OF CALIFORNIA EDD			N		FUND TOTAL FOR VENDOR	1,842.13
01-1249	UNDERGROUND SERVICE ALERT			N		FUND TOTAL FOR VENDOR	150.00
01-1392	MEDIACOM			N		FUND TOTAL FOR VENDOR	260.36
01-1705	SPECIAL DISTRICT RISK MAN			N		FUND TOTAL FOR VENDOR	203,796.86
01-1722	US DEPARTMENT OF THE TREA			N		FUND TOTAL FOR VENDOR	4,772.75
01-1751	USA BLUE BOOK			N		FUND TOTAL FOR VENDOR	917.86
01-1961	ACWA/JPIA			N		FUND TOTAL FOR VENDOR	512.04
01-21	CALIFORNIA PUBLIC EMPLOYE			N		FUND TOTAL FOR VENDOR	7,676.39
01-2111	DATAPROSE, LLC			N		FUND TOTAL FOR VENDOR	977.49
01-2283	ARMED FORCE PEST CONTROL,			N		FUND TOTAL FOR VENDOR	102.50
01-2538	HARDESTER'S MARKETS & HAR			N		FUND TOTAL FOR VENDOR	98.59
01-2541	MENDO MILL CLEARLAKE			N		FUND TOTAL FOR VENDOR	255.55
01-2585	TYLER TECHNOLOGY			N		FUND TOTAL FOR VENDOR	2,688.40
01-2598	VERIZON WIRELESS			N		FUND TOTAL FOR VENDOR	775.62
01-2702	PACE SUPPLY CORP			N		FUND TOTAL FOR VENDOR	3,001.54
01-2744	ADVENTIST HEALTH ST HELEN			N		FUND TOTAL FOR VENDOR	62.50
01-2788	GHD			N		FUND TOTAL FOR VENDOR	17,590.23
01-2792	ADVANCED SECURITY SYSTEMS			N		FUND TOTAL FOR VENDOR	984.27
01-2816	ELAN CARDMEMBER SERVICE			N		FUND TOTAL FOR VENDOR	3,287.99
01-2820	ALPHA ANALYTICAL LABORATO			N		FUND TOTAL FOR VENDOR	600.00
01-2823	GARDENS BY JILLIAN			N		FUND TOTAL FOR VENDOR	100.00
01-2825	NATIONWIDE RETIREMENT SOL			N		FUND TOTAL FOR VENDOR	1,400.00
01-2842	COASTLAND CIVIL ENGINEERI			N		FUND TOTAL FOR VENDOR	6,648.75
01-2847	ALYSSA GORDON			N		FUND TOTAL FOR VENDOR	710.43
01-2860	WESTGATE PETROLEUM CO., I			N		FUND TOTAL FOR VENDOR	817.38
01-2876	BOLD POLISNER MADDOW NELS			N		FUND TOTAL FOR VENDOR	162.50

VENDOR SET: 01 Hidden Valley Lake

D I S B U R S E M E N T R E P O R T

BANK: ALL

VENDOR CLASS(ES): ALL CLASSES

REPORTING FUND NO#: 130 WATER ENTERPRISE FUN

SORTED BY FUND

VENDOR	NAME	NO# INVOICES	TOTAL AMOUNT	1099	G/L ACCT NO#	G/L NAME	G/L AMOUNT
01-2878	BADGER METER			N		FUND TOTAL FOR VENDOR	2,260.00
01-2880	MIDDLETOWN COPY & PRINT			N		FUND TOTAL FOR VENDOR	52.00
01-2884	FAHRENHEIT HEATING & AIR			N		FUND TOTAL FOR VENDOR	325.00
01-2885	RGW GROUNDSKEEPING, LLC			N		FUND TOTAL FOR VENDOR	14,219.62
01-2909	STREAMLINE			N		FUND TOTAL FOR VENDOR	124.50
01-2917	AT&T MOBILITY			N		FUND TOTAL FOR VENDOR	47.92
01-2926	THATCHER COMPANY, INC.			N		FUND TOTAL FOR VENDOR	1,288.38
01-2945	APPLIED TECHNOLOGY SOLUTI			N		FUND TOTAL FOR VENDOR	493.00
01-2950	AFLAC			N		FUND TOTAL FOR VENDOR	303.86
01-2959	FRANCHISE TAX BOARD			N		FUND TOTAL FOR VENDOR	37.85
01-2982	FOSTER MORRISON CONSULTIN			N		FUND TOTAL FOR VENDOR	6,487.50
01-3022	WELLS FARGO FINANCIAL LEA			N		FUND TOTAL FOR VENDOR	187.08
01-3037	AMERICAN ASPHALT REPAIR &			N		FUND TOTAL FOR VENDOR	3,108.97
01-3054	SMALLCOMB, LISA			N		FUND TOTAL FOR VENDOR	43.55
01-3060	R&S TRUCKING			N		FUND TOTAL FOR VENDOR	540.00
01-3061	ODP BUSINESS SOLUTIONS, L			N		FUND TOTAL FOR VENDOR	206.03
01-3071	BARTKIEWICZ, KRONICK & SH			N		FUND TOTAL FOR VENDOR	600.00
01-3075	JACOB MCCLURE			N		FUND TOTAL FOR VENDOR	375.00
01-3076	UBEO WEST, LLC			N		FUND TOTAL FOR VENDOR	185.43
01-3093	LAKE COUNTY WASTE Solutio			N		FUND TOTAL FOR VENDOR	305.25
01-3095	BRELJE & RACE CONSULTING			N		FUND TOTAL FOR VENDOR	54,006.25
01-3096	C.V. LARSEN CO.			N		FUND TOTAL FOR VENDOR	246,524.20
01-3100	CONNOR BOUNSALL			N		FUND TOTAL FOR VENDOR	20.16
01-3102	CHRISTOPER V. LARSEN			N		FUND TOTAL FOR VENDOR	12,974.96
01-3108	ALPHA CM, INC			N		FUND TOTAL FOR VENDOR	25,432.00
01-3110	HIDDEN GEMS AT YOUR SERVI			N		FUND TOTAL FOR VENDOR	1,386.00
01-3112	SCC ELECTRIC, INC			N		FUND TOTAL FOR VENDOR	152,000.00

VENDOR SET: 01 Hidden Valley Lake

D I S B U R S E M E N T R E P O R T

BANK: ALL

VENDOR CLASS(ES): ALL CLASSES

REPORTING FUND NO#: 130 WATER ENTERPRISE FUN

SORTED BY FUND

VENDOR	NAME	NO# INVOICES	TOTAL AMOUNT	1099	G/L ACCT NO#	G/L NAME	G/L AMOUNT
01-3114	IMPERIAL SUPPLIES, LLC			N		FUND TOTAL FOR VENDOR	789.64
01-3115	FERGUSON WATERWORKS # 142			N		FUND TOTAL FOR VENDOR	17,756.12
01-3118	FUTURE FORD			N		FUND TOTAL FOR VENDOR	36,687.33
01-3119	GINNLAW, P.C.			N		FUND TOTAL FOR VENDOR	2,408.00
01-8	AT&T			N		FUND TOTAL FOR VENDOR	802.20
01-9	PACIFIC GAS & ELECTRIC CO			N		FUND TOTAL FOR VENDOR	29,676.32
*** FUND TOTALS ***							872,644.55

VENDOR SET: 01 Hidden Valley Lake

D I S B U R S E M E N T R E P O R T

BANK: ALL

VENDOR CLASS(ES): ALL CLASSES

REPORTING FUND NO#: 215 RECA REDEMPTION 1995

SORTED BY FUND

VENDOR	NAME	NO# INVOICES	TOTAL AMOUNT	1099 ACCT NO#	G/L ACCT NO#	G/L NAME	G/L AMOUNT
--------	------	-----------------	-----------------	------------------	-----------------	-------------	---------------

01-19	NBS GOVERNMENT FINANCE GR			N		FUND TOTAL FOR VENDOR	1,939.11
-------	---------------------------	--	--	---	--	-----------------------	----------

*** FUND TOTALS *** 1,939.11

VENDOR SET: 01 Hidden Valley Lake

D I S B U R S E M E N T R E P O R T

BANK: ALL

VENDOR CLASS(ES): ALL CLASSES

REPORTING FUND NO#: 218 CIEDEB REDEMPTION FUN

SORTED BY FUND

VENDOR	NAME	NO# INVOICES	TOTAL AMOUNT	1099 ACCT NO#	G/L NAME	G/L AMOUNT
01-1636	US BANK			N	FUND TOTAL FOR VENDOR	19,862.99
*** FUND TOTALS ***						19,862.99

VENDOR SET: 01 Hidden Valley Lake

D I S B U R S E M E N T R E P O R T

BANK: ALL

VENDOR CLASS(ES): ALL CLASSES

REPORTING FUND NO#: 223 WATER BOND 2023A

SORTED BY FUND

VENDOR	NAME	NO# INVOICES	TOTAL AMOUNT	1099 ACCT NO#	G/L NAME	G/L AMOUNT
01-3105	U.S. BANK ST. PAUL			N	FUND TOTAL FOR VENDOR	121,619.30
*** FUND TOTALS ***						121,619.30
*** REPORT TOTALS ***			1,364,248.11			1,364,248.11

G / L EXPENSE DISTRIBUTION

ACCOUNT NUMBER	ACCOUNT NAME	AMOUNT
120 2075	AFLAC	303.86
120 2088	SURVIVOR BENEFITS - PERS	13.73
120 2089	WAGE ASSIGNMENTS	37.84
120 2090	PERS PAYABLE	3,375.81
120 2091	FIT PAYABLE	3,361.09
120 2092	CIT PAYABLE	1,305.50
120 2093	SOCIAL SECURITY PAYABLE	15.50
120 2094	MEDICARE PAYABLE	679.71
120 2095	S D I PAYABLE	515.65
120 2099	DEFERRED COMP - 457 PLAN	1,400.00
120 5-00-5024	WORKERS' COMP INSURANCE	29,231.67
120 5-00-5025	RETIREE HEALTH BENEFITS	1,696.93
120 5-00-5060	GASOLINE, OIL & FUEL	817.38
120 5-00-5061	VEHICLE MAINT	82.36
120 5-00-5074	INSURANCE	177,600.99
120 5-00-5080	MEMBERSHIP & SUBSCRIPTIONS	294.50
120 5-00-5092	POSTAGE & SHIPPING	543.72
120 5-00-5121	LEGAL SERVICES	375.00
120 5-00-5122	ENGINEERING SERVICES	3,327.83
120 5-00-5130	PRINTING & PUBLICATION	485.78
120 5-00-5145	EQUIPMENT RENTAL	372.52
120 5-00-5148	OPERATING SUPPLIES	5,427.59
120 5-00-5150	REPAIR & REPLACE	46,035.32
120 5-00-5155	MAINT BLDG & GROUNDS	14,422.12
120 5-00-5156	CUSTODIAL SERVICES	3,234.00
120 5-00-5157	SECURITY	984.28
120 5-00-5191	TELEPHONE	1,886.13
120 5-00-5192	ELECTRICITY	9,059.24
120 5-00-5193	OTHER UTILITIES	305.26

VENDOR SET: 01 Hidden Valley Lake

D I S B U R S E M E N T R E P O R T

BANK: ALL

VENDOR CLASS(ES): ALL CLASSES

REPORTING FUND NO#: 223 WATER BOND 2023A

SORTED BY FUND

G/L EXPENSE DISTRIBUTION

ACCOUNT NUMBER	ACCOUNT NAME	AMOUNT
120 5-00-5194	IT SERVICES	3,411.40
120 5-00-5195	ENV/MONITORING	3,922.00
120 5-00-5315	SAFETY EQUIPMENT	128.59
120 5-10-5010	SALARIES & WAGES	330.21
120 5-10-5020	EMPLOYEE BENEFITS	7,762.79
120 5-10-5021	RETIREMENT BENEFITS	2,343.13
120 5-10-5090	OFFICE SUPPLIES	144.83
120 5-10-5170	TRAVEL MILEAGE	753.99
120 5-10-5179	ADM MISC EXPENSES	94.55
120 5-30-5010	SALARIES & WAGES	345.99
120 5-30-5020	EMPLOYEE BENEFITS	8,699.57
120 5-30-5021	RETIREMENT BENEFITS	1,875.13
120 5-30-5022	CLOTHING ALLOWANCE	250.00
120 5-30-5090	OFFICE SUPPLIES	14.48
120 5-30-5170	TRAVEL MILEAGE	20.17
120 5-40-5010	DIRECTORS COMPENSATION	19.15
120 5-40-5020	DIRECTOR BENEFITS	5.75
120 5-40-5030	DIRECTOR HEALTH BENEFITS	4,381.62
120 5-70-7202	DISASTER MITIGATION	6,487.50
	** FUND TOTAL **	348,182.16
130 1052	ACCTS REC WATER USE	798.30
130 2075	AFLAC	303.86
130 2088	SURVIVOR BENEFITS - PERS	14.17
130 2089	WAGE ASSIGNMENTS	37.85
130 2090	PERS PAYABLE	3,409.74
130 2091	FIT PAYABLE	3,368.45
130 2092	CIT PAYABLE	1,313.31
130 2093	SOCIAL SECURITY PAYABLE	15.50
130 2094	MEDICARE PAYABLE	686.72
130 2095	S D I PAYABLE	520.95
130 2099	DEFERRED COMP - PLAN 457 PAYAB	1,400.00
130 5-00-5024	WORKERS' COMP INSURANCE	29,231.66
130 5-00-5025	RETIREE HEALTH BENEFITS	1,696.92
130 5-00-5060	GASOLINE, OIL & FUEL	817.38
130 5-00-5061	VEHICLE MAINT	82.35
130 5-00-5074	INSURANCE	152,600.98
130 5-00-5080	MEMBERSHIP & SUBSCRIPTIONS	294.48
130 5-00-5092	POSTAGE & SHIPPING	543.71
130 5-00-5121	LEGAL SERVICES	762.50
130 5-00-5130	PRINTING & PUBLICATION	485.78
130 5-00-5145	EQUIPMENT RENTAL	372.51
130 5-00-5148	OPERATING SUPPLIES	1,318.93
130 5-00-5150	REPAIR & REPLACE	61,972.96
130 5-00-5155	MAINT BLDG & GROUNDS	14,422.12
130 5-00-5156	CUSTODIAL SERVICES	1,386.00
130 5-00-5157	SECURITY	984.27

VENDOR SET: 01 Hidden Valley Lake

D I S B U R S E M E N T R E P O R T

BANK: ALL

VENDOR CLASS(ES): ALL CLASSES

REPORTING FUND NO#: 223 WATER BOND 2023A

SORTED BY FUND

G/L EXPENSE DISTRIBUTION

ACCOUNT NUMBER	ACCOUNT NAME	AMOUNT
130 5-00-5191	TELEPHONE	1,886.10
130 5-00-5192	ELECTRICITY	27,035.24
130 5-00-5193	OTHER UTILITIES	305.25
130 5-00-5194	IT SERVICES	5,671.40
130 5-00-5195	ENV/MONITORING	600.00
130 5-00-5315	SAFETY EQUIPMENT	128.59
130 5-00-5520	HYDRANT DEPOSIT REFUND	3,108.97
130 5-10-5010	SALARIES & WAGES	330.17
130 5-10-5020	EMPLOYEE BENEFITS	7,762.77
130 5-10-5021	RETIREMENT BENEFITS	2,343.08
130 5-10-5090	OFFICE SUPPLIES	191.56
130 5-10-5170	TRAVEL MILEAGE	753.98
130 5-10-5179	ADM MISC EXPENSES	94.53
130 5-30-5010	SALARIES & WAGES	352.81
130 5-30-5020	EMPLOYEE BENEFITS	8,699.57
130 5-30-5021	RETIREMENT BENEFITS	1,909.40
130 5-30-5022	CLOTHING ALLOWANCE	250.00
130 5-30-5063	CERTIFICATIONS	125.00
130 5-30-5090	OFFICE SUPPLIES	14.47
130 5-30-5170	TRAVEL MILEAGE	20.16
130 5-40-5010	DIRECTORS COMPENSATION	19.10
130 5-40-5020	DIRECTOR BENEFITS	5.75
130 5-40-5030	DIRECTOR HEALTH BENEFITS	4,381.62
130 5-70-7202	DISASTER MITIGATION	6,487.50
130 5-70-7204	RELIABLE WATER SUPPLY	521,326.13
	** FUND TOTAL **	872,644.55
215 5-00-5123	OTHER PROFESSIONAL SERVICES	1,939.11
	** FUND TOTAL **	1,939.11
218 5-00-5522	INTEREST ON LONG-TERM DEBT	19,862.99
	** FUND TOTAL **	19,862.99
223 5-00-5522	INTEREST ON LONG-TERM DEBT	121,619.30
	** FUND TOTAL **	121,619.30

 ** TOTAL ** 1,364,248.11

NO ERRORS

SELECTION CRITERIA

VENDOR SET: 01 Hidden Valley Lake
VENDOR: ALL
BANK: ALL
VENDOR CLASS(ES): ALL CLASSES

TRANSACTION SELECTION

REPORTING: PAID ITEMS ,G/L DIST

=====
PAID ITEMS DATES : 7/01/2024 THRU 7/31/2024 0/00/0000 THRU 99/99/9999 0/00/0000 THRU 99/99/9999
=====

PRINT OPTIONS

REPORT SEQUENCE: FUND
G/L EXPENSE DISTRIBUTION: YES
CHECK RANGE: 000000 THRU 999999

HIDDEN VALLEY LAKE CSD
 REVENUE & EXPENSE REPORT (UNAUDITED)
 AS OF: JULY 31ST, 2024

120-SEWER ENTERPRISE FUND
 FINANCIAL SUMMARY

	CURRENT BUDGET	CURRENT PERIOD	YEAR TO DATE ACTUAL	BUDGET BALANCE	% OF BUDGET
<u>REVENUE SUMMARY</u>					
ALL REVENUE	<u>2,930,630.00</u>	<u>216,289.86</u>	<u>216,289.86</u>	<u>2,714,340.14</u>	<u>7.38</u>
TOTAL REVENUES	<u>2,930,630.00</u>	<u>216,289.86</u>	<u>216,289.86</u>	<u>2,714,340.14</u>	<u>7.38</u>
<u>EXPENDITURE SUMMARY</u>					
NON-DEPARTMENTAL	1,364,532.00	262,919.52	262,919.52	1,101,612.48	19.27
ADMINISTRATION	499,830.00	72,144.27	72,144.27	427,685.73	14.43
FIELD	493,250.00	73,080.02	73,080.02	420,169.98	14.82
DIRECTORS	73,582.00	4,475.24	4,475.24	69,106.76	6.08
CAPITAL PROJECTS & EQUIP	<u>428,875.00</u>	<u>0.00</u>	<u>0.00</u>	<u>428,875.00</u>	<u>0.00</u>
TOTAL EXPENDITURES	<u>2,860,069.00</u>	<u>412,619.05</u>	<u>412,619.05</u>	<u>2,447,449.95</u>	<u>14.43</u>
REVENUES OVER/(UNDER) EXPENDITURES	70,561.00	(196,329.19)	(196,329.19)	266,890.19	278.24-

HIDDEN VALLEY LAKE CSD
 REVENUE & EXPENSE REPORT (UNAUDITED)
 AS OF: JULY 31ST, 2024

120-SEWER ENTERPRISE FUND
 REVENUES

	CURRENT BUDGET	CURRENT PERIOD	YEAR TO DATE ACTUAL	BUDGET BALANCE	% OF BUDGET
120-4020 INSPECTION FEES	500.00	0.00	0.00	500.00	0.00
120-4036 DEVELOPER FEES SEWER	0.00	0.00	0.00	0.00	0.00
120-4040 LIEN RECORDING FEES	0.00	0.00	0.00	0.00	0.00
120-4045 AVAILABILITY FEES	9,000.00	0.00	0.00	9,000.00	0.00
120-4050 SALES OF RECLAIMED WATER	183,611.00	30,881.08	30,881.08	152,729.92	16.82
120-4111 COMM SEWER USE	85,538.00	8,085.64	8,085.64	77,452.36	9.45
120-4112 GOV'T SEWER USE	1,200.00	117.47	117.47	1,082.53	9.79
120-4116 SEWER USE CHARGES	2,059,031.00	174,138.70	174,138.70	1,884,892.30	8.46
120-4210 LATE FEE	32,000.00	3,037.05	3,037.05	28,962.95	9.49
120-4300 MISC INCOME	500.00	0.00	0.00	500.00	0.00
120-4310 OTHER INCOME	500.00	29.92	29.92	470.08	5.98
120-4320 FEMA/CalOES GRANTS	0.00	0.00	0.00	0.00	0.00
120-4325 GRANTS	121,875.00	0.00	0.00	121,875.00	0.00
120-4505 LEASE INCOME	0.00	0.00	0.00	0.00	0.00
120-4550 INTEREST INCOME	3,000.00	0.00	0.00	3,000.00	0.00
120-4580 TRANSFERS IN	433,875.00	0.00	0.00	433,875.00	0.00
120-4591 INCOME APPLICABLE TO PRIOR YRS	0.00	0.00	0.00	0.00	0.00
120-4955 Gain/Loss	0.00	0.00	0.00	0.00	0.00
TOTAL REVENUES	2,930,630.00	216,289.86	216,289.86	2,714,340.14	7.38
	=====	=====	=====	=====	=====

REVENUE & EXPENSE REPORT (UNAUDITED)

AS OF: JULY 31ST, 2024

120-SEWER ENTERPRISE FUND

NON-DEPARTMENTAL

EXPENDITURES

	CURRENT BUDGET	CURRENT PERIOD	YEAR TO DATE ACTUAL	BUDGET BALANCE	% OF BUDGET
120-5-00-5010 SALARY & WAGES	0.00	0.00	0.00	0.00	0.00
120-5-00-5020 EMPLOYEE BENEFITS	0.00	0.00	0.00	0.00	0.00
120-5-00-5021 RETIREMENT BENEFITS	0.00	0.00	0.00	0.00	0.00
120-5-00-5024 WORKERS' COMP INSURANCE	35,000.00	29,231.67	29,231.67	5,768.33	83.52
120-5-00-5025 RETIREE HEALTH BENEFITS	19,007.00	848.46	848.46	18,158.54	4.46
120-5-00-5026 COBRA Health & Dental	0.00	0.00	0.00	0.00	0.00
120-5-00-5040 ELECTION EXPENSE	2,500.00	0.00	0.00	2,500.00	0.00
120-5-00-5050 DEPRECIATION	0.00	0.00	0.00	0.00	0.00
120-5-00-5060 GASOLINE, OIL & FUEL	30,000.00	817.38	817.38	29,182.62	2.72
120-5-00-5061 VEHICLE MAINT	30,000.00	0.00	0.00	30,000.00	0.00
120-5-00-5062 TAXES & LIC	800.00	0.00	0.00	800.00	0.00
120-5-00-5074 INSURANCE	157,500.00	152,600.99	152,600.99	4,899.01	96.89
120-5-00-5075 BANK FEES	35,000.00	2,369.98	2,369.98	32,630.02	6.77
120-5-00-5080 MEMBERSHIP & SUBSCRIPTIONS	14,000.00	274.50	274.50	13,725.50	1.96
120-5-00-5092 POSTAGE & SHIPPING	10,000.00	543.72	543.72	9,456.28	5.44
120-5-00-5110 CONTRACTUAL SERVICES	0.00	0.00	0.00	0.00	0.00
120-5-00-5121 LEGAL SERVICES	20,000.00	0.00	0.00	20,000.00	0.00
120-5-00-5122 ENGINEERING SERVICES	75,000.00	0.00	0.00	75,000.00	0.00
120-5-00-5123 OTHER PROFESSIONAL SERVICE	37,000.00	0.00	0.00	37,000.00	0.00
120-5-00-5125 OPEB	13,000.00	0.00	0.00	13,000.00	0.00
120-5-00-5126 AUDIT SERVICES	7,500.00	0.00	0.00	7,500.00	0.00
120-5-00-5130 PRINTING & PUBLICATION	8,000.00	433.78	433.78	7,566.22	5.42
120-5-00-5135 NEWSLETTER	1,000.00	0.00	0.00	1,000.00	0.00
120-5-00-5142 AMORTIZATION	0.00	0.00	0.00	0.00	0.00
120-5-00-5145 EQUIPMENT RENTAL	6,500.00	187.08	187.08	6,312.92	2.88
120-5-00-5148 OPERATING SUPPLIES	90,000.00	3,345.57	3,345.57	86,654.43	3.72
120-5-00-5150 REPAIR & REPLACE	185,000.00	42,165.25	42,165.25	142,834.75	22.79
120-5-00-5155 MAINT BLDG & GROUNDS	15,500.00	14,322.12	14,322.12	1,177.88	92.40
120-5-00-5156 CUSTODIAL SERVICES	18,500.00	770.00	770.00	17,730.00	4.16
120-5-00-5157 SECURITY	5,000.00	984.28	984.28	4,015.72	19.69
120-5-00-5160 SLUDGE DISPOSAL	50,000.00	0.00	0.00	50,000.00	0.00
120-5-00-5165 TERTIARY POND MAINTENANCE	50,000.00	0.00	0.00	50,000.00	0.00
120-5-00-5180 UNCOLLECTABLE ACCOUNTS	0.00	0.00	0.00	0.00	0.00
120-5-00-5191 TELEPHONE	18,000.00	1,110.50	1,110.50	16,889.50	6.17
120-5-00-5192 ELECTRICITY	155,000.00	9,059.24	9,059.24	145,940.76	5.84
120-5-00-5193 OTHER UTILITIES	3,500.00	0.00	0.00	3,500.00	0.00
120-5-00-5194 IT SERVICES	35,000.00	493.00	493.00	34,507.00	1.41
120-5-00-5195 ENV/MONITORING	50,000.00	3,362.00	3,362.00	46,638.00	6.72
120-5-00-5198 ANNUAL OPERATING FEES	27,000.00	0.00	0.00	27,000.00	0.00
120-5-00-5310 EQUIPMENT - FIELD	1,200.00	0.00	0.00	1,200.00	0.00
120-5-00-5311 EQUIPMENT - OFFICE	1,200.00	0.00	0.00	1,200.00	0.00
120-5-00-5315 SAFETY EQUIPMENT	3,500.00	0.00	0.00	3,500.00	0.00
120-5-00-5545 RECORDING FEES	250.00	0.00	0.00	250.00	0.00
120-5-00-5580 TRANSFERS OUT	154,075.00	0.00	0.00	154,075.00	0.00
120-5-00-5591 EXPENSES APPLICABLE TO PRI	0.00	0.00	0.00	0.00	0.00
120-5-00-5595 BAD DEBT	0.00	0.00	0.00	0.00	0.00
120-5-00-5600 CONTINGENCY	0.00	0.00	0.00	0.00	0.00
120-5-00-5700 OVER / SHORT	0.00	0.00	0.00	0.00	0.00
TOTAL NON-DEPARTMENTAL	1,364,532.00	262,919.52	262,919.52	1,101,612.48	19.27

HIDDEN VALLEY LAKE CSD
 REVENUE & EXPENSE REPORT (UNAUDITED)
 AS OF: JULY 31ST, 2024

120-SEWER ENTERPRISE FUND
 ADMINISTRATION
 EXPENDITURES

	CURRENT BUDGET	CURRENT PERIOD	YEAR TO DATE ACTUAL	BUDGET BALANCE	% OF BUDGET
120-5-10-5010 SALARIES & WAGES	304,914.00	23,101.73	23,101.73	281,812.27	7.58
120-5-10-5020 EMPLOYEE BENEFITS	109,179.00	7,762.79	7,762.79	101,416.21	7.11
120-5-10-5021 RETIREMENT BENEFITS	70,537.00	40,439.38	40,439.38	30,097.62	57.33
120-5-10-5063 CERTIFICATIONS	0.00	0.00	0.00	0.00	0.00
120-5-10-5090 OFFICE SUPPLIES	4,000.00	86.38	86.38	3,913.62	2.16
120-5-10-5170 TRAVEL MILEAGE	5,000.00	753.99	753.99	4,246.01	15.08
120-5-10-5175 EDUCATION / SEMINARS	5,000.00	0.00	0.00	5,000.00	0.00
120-5-10-5179 ADM MISC EXPENSES	1,200.00	0.00	0.00	1,200.00	0.00
TOTAL ADMINISTRATION	499,830.00	72,144.27	72,144.27	427,685.73	14.43

HIDDEN VALLEY LAKE CSD
 REVENUE & EXPENSE REPORT (UNAUDITED)
 AS OF: JULY 31ST, 2024

120-SEWER ENTERPRISE FUND
 FIELD
 EXPENDITURES

	CURRENT BUDGET	CURRENT PERIOD	YEAR TO DATE ACTUAL	BUDGET BALANCE	% OF BUDGET
120-5-30-5010 SALARIES & WAGES	292,691.00	24,207.09	24,207.09	268,483.91	8.27
120-5-30-5020 EMPLOYEE BENEFITS	121,533.00	8,637.07	8,637.07	112,895.93	7.11
120-5-30-5021 RETIREMENT BENEFITS	64,526.00	39,971.38	39,971.38	24,554.62	61.95
120-5-30-5022 CLOTHING ALLOWANCE	2,500.00	250.00	250.00	2,250.00	10.00
120-5-30-5063 CERTIFICATIONS	2,000.00	0.00	0.00	2,000.00	0.00
120-5-30-5090 OFFICE SUPPLIES	1,000.00	14.48	14.48	985.52	1.45
120-5-30-5170 TRAVEL MILEAGE	5,000.00	0.00	0.00	5,000.00	0.00
120-5-30-5175 EDUCATION / SEMINARS	4,000.00	0.00	0.00	4,000.00	0.00
TOTAL FIELD	493,250.00	73,080.02	73,080.02	420,169.98	14.82

HIDDEN VALLEY LAKE CSD
 REVENUE & EXPENSE REPORT (UNAUDITED)
 AS OF: JULY 31ST, 2024

120-SEWER ENTERPRISE FUND

DIRECTORS

EXPENDITURES

	CURRENT BUDGET	CURRENT PERIOD	YEAR TO DATE ACTUAL	BUDGET BALANCE	% OF BUDGET
120-5-40-5010 DIRECTORS COMPENSATION	3,000.00	269.15	269.15	2,730.85	8.97
120-5-40-5020 DIRECTOR BENEFITS	230.00	5.75	5.75	224.25	2.50
120-5-40-5030 DIRECTOR HEALTH BENEFITS	59,752.00	4,200.34	4,200.34	55,551.66	7.03
120-5-40-5170 TRAVEL MILEAGE	2,000.00	0.00	0.00	2,000.00	0.00
120-5-40-5175 EDUCATION / SEMINARS	5,000.00	0.00	0.00	5,000.00	0.00
120-5-40-5176 DIRECTOR TRAINING	3,600.00	0.00	0.00	3,600.00	0.00
TOTAL DIRECTORS	73,582.00	4,475.24	4,475.24	69,106.76	6.08

HIDDEN VALLEY LAKE CSD
REVENUE & EXPENSE REPORT (UNAUDITED)
AS OF: JULY 31ST, 2024

120-SEWER ENTERPRISE FUND
CAPITAL PROJECTS & EQUIP
EXPENDITURES

	CURRENT BUDGET	CURRENT PERIOD	YEAR TO DATE ACTUAL	BUDGET BALANCE	% OF BUDGET
120-5-70-7201 REGULATORY COMPLIANCE	25,000.00	0.00	0.00	25,000.00	0.00
120-5-70-7202 DISASTER MITIGATION	351,875.00	0.00	0.00	351,875.00	0.00
120-5-70-7203 DISASTER RECOVERY	0.00	0.00	0.00	0.00	0.00
120-5-70-7205 RISK MANAGEMENT	52,000.00	0.00	0.00	52,000.00	0.00
120-5-70-7206 RECORDS RETENTION	0.00	0.00	0.00	0.00	0.00
TOTAL CAPITAL PROJECTS & EQUIP	428,875.00	0.00	0.00	428,875.00	0.00
TOTAL EXPENDITURES	2,860,069.00	412,619.05	412,619.05	2,447,449.95	14.43
REVENUES OVER/(UNDER) EXPENDITURES	70,561.00	(196,329.19)	(196,329.19)	266,890.19	278.24-

*** END OF REPORT ***

HIDDEN VALLEY LAKE CSD
 REVENUE & EXPENSE REPORT (UNAUDITED)
 AS OF: JULY 31ST, 2024

130-WATER ENTERPRISE FUND
 FINANCIAL SUMMARY

	CURRENT BUDGET	CURRENT PERIOD	YEAR TO DATE ACTUAL	BUDGET BALANCE	% OF BUDGET
<u>REVENUE SUMMARY</u>					
ALL REVENUE	<u>8,650,128.00</u>	<u>954,830.84</u>	<u>954,830.84</u>	<u>7,695,297.16</u>	<u>11.04</u>
TOTAL REVENUES	<u>8,650,128.00</u>	<u>954,830.84</u>	<u>954,830.84</u>	<u>7,695,297.16</u>	<u>11.04</u>
<u>EXPENDITURE SUMMARY</u>					
NON-DEPARTMENTAL	6,306,542.00	425,328.33	425,328.33	5,881,213.67	6.74
ADMINISTRATION	507,830.00	72,144.23	72,144.23	435,685.77	14.21
FIELD	501,450.00	73,716.45	73,716.45	427,733.55	14.70
DIRECTORS	77,982.00	4,475.18	4,475.18	73,506.82	5.74
CAPITAL PROJECTS & EQUIP	<u>5,533,007.00</u>	<u>3,437.96</u>	<u>3,437.96</u>	<u>5,529,569.04</u>	<u>0.06</u>
TOTAL EXPENDITURES	<u>12,926,811.00</u>	<u>579,102.15</u>	<u>579,102.15</u>	<u>12,347,708.85</u>	<u>4.48</u>
REVENUES OVER/(UNDER) EXPENDITURES	(4,276,683.00)	375,728.69	375,728.69	(4,652,411.69)	8.79-

HIDDEN VALLEY LAKE CSD
 REVENUE & EXPENSE REPORT (UNAUDITED)
 AS OF: JULY 31ST, 2024

130-WATER ENTERPRISE FUND
 REVENUES

	CURRENT BUDGET	CURRENT PERIOD	YEAR TO DATE ACTUAL	BUDGET BALANCE	% OF BUDGET
130-4035 RECONNECT FEE	15,000.00	1,710.00	1,710.00	13,290.00	11.40
130-4036 DEVELOPER FEES WATER	0.00	0.00	0.00	0.00	0.00
130-4038 COMM WATER METER INSTALL	0.00	0.00	0.00	0.00	0.00
130-4039 WATER CONNECTION FEE	1,645.00	0.00	0.00	1,645.00	0.00
130-4040 LIEN RECORDING FEES	1,200.00	496.80	496.80	703.20	41.40
130-4045 AVAILABILITY FEES	32,000.00	0.00	0.00	32,000.00	0.00
130-4110 COMM WATER USE	168,824.00	13,188.87	13,188.87	155,635.13	7.81
130-4111 BULK WATER SALES	32,000.00	0.00	0.00	32,000.00	0.00
130-4112 GOV'T WATER USE	7,400.00	599.20	599.20	6,800.80	8.10
130-4115 WATER USE	3,104,882.00	326,666.63	326,666.63	2,778,215.37	10.52
130-4210 LATE FEE	57,000.00	5,237.34	5,237.34	51,762.66	9.19
130-4215 RETURNED CHECK FEE	1,000.00	100.00	100.00	900.00	10.00
130-4300 MISC INCOME	1,500.00	0.00	0.00	1,500.00	0.00
130-4310 OTHER INCOME	100.00	0.00	0.00	100.00	0.00
130-4320 FEMA/CalOES GRANTS	3,822,358.00	0.00	0.00	3,822,358.00	0.00
130-4325 GRANTS	121,875.00	0.00	0.00	121,875.00	0.00
130-4330 HYDRANT METER USE DEPOSIT	3,240.00	0.00	0.00	3,240.00	0.00
130-4505 LEASE INCOME	0.00	0.00	0.00	0.00	0.00
130-4550 INTEREST INCOME	5,985.00	0.00	0.00	5,985.00	0.00
130-4580 TRANSFER IN	1,274,119.00	606,832.00	606,832.00	667,287.00	47.63
130-4591 INCOME APPLICABLE TO PRIOR YRS	0.00	0.00	0.00	0.00	0.00
130-4955 Gain/Loss	0.00	0.00	0.00	0.00	0.00
TOTAL REVENUES	8,650,128.00	954,830.84	954,830.84	7,695,297.16	11.04

HIDDEN VALLEY LAKE CSD
 REVENUE & EXPENSE REPORT (UNAUDITED)
 AS OF: JULY 31ST, 2024

130-WATER ENTERPRISE FUND
 NON-DEPARTMENTAL
 EXPENDITURES

	CURRENT BUDGET	CURRENT PERIOD	YEAR TO DATE ACTUAL	BUDGET BALANCE	% OF BUDGET
130-5-00-5010 SALARY & WAGES	0.00	0.00	0.00	0.00	0.00
130-5-00-5020 EMPLOYEE BENEFITS	0.00	0.00	0.00	0.00	0.00
130-5-00-5021 RETIREMENT BENEFITS	0.00	0.00	0.00	0.00	0.00
130-5-00-5024 WORKERS' COMP INSURANCE	35,000.00	29,231.66	29,231.66	5,768.34	83.52
130-5-00-5025 RETIREE HEALTH BENEFITS	19,007.00	848.45	848.45	18,158.55	4.46
130-5-00-5026 COBRA Health & Dental	0.00	0.00	0.00	0.00	0.00
130-5-00-5040 ELECTION EXPENSE	2,500.00	0.00	0.00	2,500.00	0.00
130-5-00-5050 DEPRECIATION	0.00	0.00	0.00	0.00	0.00
130-5-00-5060 GASOLINE, OIL & FUEL	30,000.00	817.38	817.38	29,182.62	2.72
130-5-00-5061 VEHICLE MAINT	35,000.00	0.00	0.00	35,000.00	0.00
130-5-00-5062 TAXES & LIC	1,200.00	0.00	0.00	1,200.00	0.00
130-5-00-5074 INSURANCE	157,500.00	152,600.98	152,600.98	4,899.02	96.89
130-5-00-5075 BANK FEES	35,000.00	2,369.97	2,369.97	32,630.03	6.77
130-5-00-5080 MEMBERSHIP & SUBSCRIPTIONS	35,000.00	274.50	274.50	34,725.50	0.78
130-5-00-5092 POSTAGE & SHIPPING	9,500.00	543.71	543.71	8,956.29	5.72
130-5-00-5110 CONTRACTUAL SERVICES	0.00	0.00	0.00	0.00	0.00
130-5-00-5121 LEGAL SERVICES	75,000.00	0.00	0.00	75,000.00	0.00
130-5-00-5122 ENGINEERING SERVICES	50,000.00	0.00	0.00	50,000.00	0.00
130-5-00-5123 OTHER PROFESSIONAL SERVICE	25,000.00	0.00	0.00	25,000.00	0.00
130-5-00-5124 WATER RIGHTS	15,000.00	0.00	0.00	15,000.00	0.00
130-5-00-5125 OPEB	13,000.00	0.00	0.00	13,000.00	0.00
130-5-00-5126 AUDIT SERVICES	7,500.00	0.00	0.00	7,500.00	0.00
130-5-00-5130 PRINTING & PUBLICATION	7,500.00	433.78	433.78	7,066.22	5.78
130-5-00-5135 NEWSLETTER	1,200.00	0.00	0.00	1,200.00	0.00
130-5-00-5142 AMORTIZATION	0.00	0.00	0.00	0.00	0.00
130-5-00-5145 EQUIPMENT RENTAL	35,000.00	187.08	187.08	34,812.92	0.53
130-5-00-5148 OPERATING SUPPLIES	10,000.00	0.00	0.00	10,000.00	0.00
130-5-00-5150 REPAIR & REPLACE	180,000.00	57,551.45	57,551.45	122,448.55	31.97
130-5-00-5155 MAINT BLDG & GROUNDS	15,500.00	14,322.12	14,322.12	1,177.88	92.40
130-5-00-5156 CUSTODIAL SERVICES	18,500.00	770.00	770.00	17,730.00	4.16
130-5-00-5157 SECURITY	5,000.00	984.27	984.27	4,015.73	19.69
130-5-00-5180 UNCOLLECTABLE ACCOUNTS	0.00	0.00	0.00	0.00	0.00
130-5-00-5191 TELEPHONE	19,000.00	1,110.48	1,110.48	17,889.52	5.84
130-5-00-5192 ELECTRICITY	220,000.00	27,035.24	27,035.24	192,964.76	12.29
130-5-00-5193 OTHER UTILITIES	4,000.00	0.00	0.00	4,000.00	0.00
130-5-00-5194 IT SERVICES	55,000.00	493.00	493.00	54,507.00	0.90
130-5-00-5195 ENV/MONITORING	20,000.00	300.00	300.00	19,700.00	1.50
130-5-00-5198 ANNUAL OPERATING FEES	30,000.00	0.00	0.00	30,000.00	0.00
130-5-00-5310 EQUIPMENT - FIELD	1,000.00	0.00	0.00	1,000.00	0.00
130-5-00-5311 EQUIPMENT - OFFICE	1,000.00	0.00	0.00	1,000.00	0.00
130-5-00-5312 TOOLS - FIELD	0.00	0.00	0.00	0.00	0.00
130-5-00-5315 SAFETY EQUIPMENT	5,000.00	0.00	0.00	5,000.00	0.00
130-5-00-5317 COVID-19	0.00	0.00	0.00	0.00	0.00
130-5-00-5505 WATER CONSERVATION	7,500.00	0.00	0.00	7,500.00	0.00
130-5-00-5520 HYDRANT DEPOSIT REFUND	0.00	3,108.97	3,108.97	(3,108.97)	0.00
130-5-00-5545 RECORDING FEES	700.00	0.00	0.00	700.00	0.00
130-5-00-5580 TRANSFERS OUT	5,125,435.00	132,345.29	132,345.29	4,993,089.71	2.58
130-5-00-5590 NON-OPERATING OTHER	0.00	0.00	0.00	0.00	0.00
130-5-00-5591 EXPENSES APPLICABLE TO PRI	0.00	0.00	0.00	0.00	0.00

HIDDEN VALLEY LAKE CSD
REVENUE & EXPENSE REPORT (UNAUDITED)
AS OF: JULY 31ST, 2024

130-WATER ENTERPRISE FUND
NON-DEPARTMENTAL
EXPENDITURES

	CURRENT BUDGET	CURRENT PERIOD	YEAR TO DATE ACTUAL	BUDGET BALANCE	% OF BUDGET
130-5-00-5595 BAD DEBT	0.00	0.00	0.00	0.00	0.00
130-5-00-5600 CONTINGENCY	0.00	0.00	0.00	0.00	0.00
TOTAL NON-DEPARTMENTAL	6,306,542.00	425,328.33	425,328.33	5,881,213.67	6.74

HIDDEN VALLEY LAKE CSD
 REVENUE & EXPENSE REPORT (UNAUDITED)
 AS OF: JULY 31ST, 2024

130-WATER ENTERPRISE FUND
 ADMINISTRATION
 EXPENDITURES

	CURRENT BUDGET	CURRENT PERIOD	YEAR TO DATE ACTUAL	BUDGET BALANCE	% OF BUDGET
130-5-10-5010 SALARIES & WAGES	304,914.00	23,101.78	23,101.78	281,812.22	7.58
130-5-10-5020 EMPLOYEE BENEFITS	109,179.00	7,762.77	7,762.77	101,416.23	7.11
130-5-10-5021 RETIREMENT BENEFITS	70,537.00	40,439.33	40,439.33	30,097.67	57.33
130-5-10-5063 CERTIFICATIONS	0.00	0.00	0.00	0.00	0.00
130-5-10-5090 OFFICE SUPPLIES	4,000.00	86.37	86.37	3,913.63	2.16
130-5-10-5170 TRAVEL MILEAGE	8,000.00	753.98	753.98	7,246.02	9.42
130-5-10-5175 EDUCATION / SEMINARS	10,000.00	0.00	0.00	10,000.00	0.00
130-5-10-5179 ADM MISC EXPENSES	1,200.00	0.00	0.00	1,200.00	0.00
TOTAL ADMINISTRATION	507,830.00	72,144.23	72,144.23	435,685.77	14.21

HIDDEN VALLEY LAKE CSD
 REVENUE & EXPENSE REPORT (UNAUDITED)
 AS OF: JULY 31ST, 2024

130-WATER ENTERPRISE FUND
 FIELD
 EXPENDITURES

	CURRENT BUDGET	CURRENT PERIOD	YEAR TO DATE ACTUAL	BUDGET BALANCE	% OF BUDGET
130-5-30-5010 SALARIES & WAGES	292,691.00	24,684.26	24,684.26	268,006.74	8.43
130-5-30-5020 EMPLOYEE BENEFITS	121,533.00	8,637.07	8,637.07	112,895.93	7.11
130-5-30-5021 RETIREMENT BENEFITS	64,526.00	40,005.65	40,005.65	24,520.35	62.00
130-5-30-5022 CLOTHING ALLOWANCE	2,500.00	250.00	250.00	2,250.00	10.00
130-5-30-5063 CERTIFICATIONS	1,200.00	125.00	125.00	1,075.00	10.42
130-5-30-5090 OFFICE SUPPLIES	1,000.00	14.47	14.47	985.53	1.45
130-5-30-5170 TRAVEL MILEAGE	8,000.00	0.00	0.00	8,000.00	0.00
130-5-30-5175 EDUCATION / SEMINARS	10,000.00	0.00	0.00	10,000.00	0.00
TOTAL FIELD	501,450.00	73,716.45	73,716.45	427,733.55	14.70

HIDDEN VALLEY LAKE CSD
 REVENUE & EXPENSE REPORT (UNAUDITED)
 AS OF: JULY 31ST, 2024

130-WATER ENTERPRISE FUND
 DIRECTORS
 EXPENDITURES

	CURRENT BUDGET	CURRENT PERIOD	YEAR TO DATE ACTUAL	BUDGET BALANCE	% OF BUDGET
130-5-40-5010 DIRECTORS COMPENSATION	3,000.00	269.10	269.10	2,730.90	8.97
130-5-40-5020 DIRECTOR BENEFITS	230.00	5.75	5.75	224.25	2.50
130-5-40-5030 DIRECTOR HEALTH BENEFITS	59,752.00	4,200.33	4,200.33	55,551.67	7.03
130-5-40-5080 MEMBERSHIP & SUBSCRIPTION	0.00	0.00	0.00	0.00	0.00
130-5-40-5170 TRAVEL MILEAGE	5,000.00	0.00	0.00	5,000.00	0.00
130-5-40-5175 EDUCATION / SEMINARS	5,000.00	0.00	0.00	5,000.00	0.00
130-5-40-5176 DIRECTOR TRAINING	5,000.00	0.00	0.00	5,000.00	0.00
TOTAL DIRECTORS	77,982.00	4,475.18	4,475.18	73,506.82	5.74

HIDDEN VALLEY LAKE CSD
 REVENUE & EXPENSE REPORT (UNAUDITED)
 AS OF: JULY 31ST, 2024

130-WATER ENTERPRISE FUND
 CAPITAL PROJECTS & EQUIP
 EXPENDITURES

	CURRENT BUDGET	CURRENT PERIOD	YEAR TO DATE ACTUAL	BUDGET BALANCE	% OF BUDGET
130-5-70-7012 GENERAL VEHICLES	85,000.00	0.00	0.00	85,000.00	0.00
130-5-70-7201 REGULATORY COMPLIANCE	0.00	0.00	0.00	0.00	0.00
130-5-70-7202 DISASTER MITIGATION	351,875.00	0.00	0.00	351,875.00	0.00
130-5-70-7203 DISASTER RECOVERY	0.00	0.00	0.00	0.00	0.00
130-5-70-7204 RELIABLE WATER SUPPLY	5,096,132.00	3,437.96	3,437.96	5,092,694.04	0.07
130-5-70-7205 RISK MANAGEMENT	0.00	0.00	0.00	0.00	0.00
130-5-70-7206 RECORDS RETENTION	0.00	0.00	0.00	0.00	0.00
TOTAL CAPITAL PROJECTS & EQUIP	5,533,007.00	3,437.96	3,437.96	5,529,569.04	0.06
TOTAL EXPENDITURES	12,926,811.00	579,102.15	579,102.15	12,347,708.85	4.48
REVENUES OVER/(UNDER) EXPENDITURES	(4,276,683.00)	375,728.69	375,728.69	(4,652,411.69)	8.79-

*** END OF REPORT ***

HIDDEN VALLEY LAKE CSD
 REVENUE & EXPENSE REPORT (UNAUDITED)
 AS OF: JULY 31ST, 2024

215-RECA REDEMPTION 1995-2
 FINANCIAL SUMMARY

	CURRENT BUDGET	CURRENT PERIOD	YEAR TO DATE ACTUAL	BUDGET BALANCE	% OF BUDGET
<u>REVENUE SUMMARY</u>					
ALL REVENUE	<u>375,500.00</u>	<u>0.00</u>	<u>0.00</u>	<u>375,500.00</u>	<u>0.00</u>
TOTAL REVENUES	<u>375,500.00</u>	<u>0.00</u>	<u>0.00</u>	<u>375,500.00</u>	<u>0.00</u>
<u>EXPENDITURE SUMMARY</u>					
NON-DEPARTMENTAL	<u>296,860.00</u>	<u>1,939.11</u>	<u>1,939.11</u>	<u>294,920.89</u>	<u>0.65</u>
TOTAL EXPENDITURES	<u>296,860.00</u>	<u>1,939.11</u>	<u>1,939.11</u>	<u>294,920.89</u>	<u>0.65</u>
REVENUES OVER/(UNDER) EXPENDITURES	78,640.00	(1,939.11)	(1,939.11)	80,579.11	2.47-

HIDDEN VALLEY LAKE CSD
REVENUE & EXPENSE REPORT (UNAUDITED)
AS OF: JULY 31ST, 2024

215-RECA REDEMPTION 1995-2

REVENUES

	CURRENT BUDGET	CURRENT PERIOD	YEAR TO DATE ACTUAL	BUDGET BALANCE	% OF BUDGET
215-4525 PRO-RATA BOND PAYMENT FEE	3,200.00	0.00	0.00	3,200.00	0.00
215-4530 TAXES, ASSMT & BOND PROCEEDS	275,500.00	0.00	0.00	275,500.00	0.00
215-4540 DELINQUENT ASSESSMENTS	32,000.00	0.00	0.00	32,000.00	0.00
215-4541 DELINQ PENALTY & INTEREST	55,000.00	0.00	0.00	55,000.00	0.00
215-4542 DELINQ ASSMT MONTHLY PENALTY	0.00	0.00	0.00	0.00	0.00
215-4550 INTEREST INCOME	9,800.00	0.00	0.00	9,800.00	0.00
215-4580 TRANSFERS IN	0.00	0.00	0.00	0.00	0.00
TOTAL REVENUES	375,500.00	0.00	0.00	375,500.00	0.00
	=====	=====	=====	=====	=====

HIDDEN VALLEY LAKE CSD
 REVENUE & EXPENSE REPORT (UNAUDITED)
 AS OF: JULY 31ST, 2024

215-RECA REDEMPTION 1995-2
 NON-DEPARTMENTAL
 EXPENDITURES

	CURRENT BUDGET	CURRENT PERIOD	YEAR TO DATE ACTUAL	BUDGET BALANCE	% OF BUDGET
215-5-00-5075 BANK FEES	0.00	0.00	0.00	0.00	0.00
215-5-00-5123 OTHER PROFESSIONAL SERVICE	11,140.00	1,939.11	1,939.11	9,200.89	17.41
215-5-00-5125 BOND PREMIUM	0.00	0.00	0.00	0.00	0.00
215-5-00-5522 INTEREST ON LONG-TERM DEBT	72,720.00	0.00	0.00	72,720.00	0.00
215-5-00-5580 TRANSFER OUT	0.00	0.00	0.00	0.00	0.00
215-5-00-5590 COST OF ISSUANCE	0.00	0.00	0.00	0.00	0.00
215-5-00-5599 PRINCIPAL PMT	213,000.00	0.00	0.00	213,000.00	0.00
215-5-00-5600 CONTINGENCY	0.00	0.00	0.00	0.00	0.00
TOTAL NON-DEPARTMENTAL	296,860.00	1,939.11	1,939.11	294,920.89	0.65
TOTAL EXPENDITURES	296,860.00	1,939.11	1,939.11	294,920.89	0.65
REVENUES OVER/(UNDER) EXPENDITURES	78,640.00	(1,939.11)	(1,939.11)	80,579.11	2.47-

*** END OF REPORT ***

HIDDEN VALLEY LAKE CSD
 REVENUE & EXPENSE REPORT (UNAUDITED)
 AS OF: JULY 31ST, 2024

218-CIEDEB REDEMPTION FUND
 FINANCIAL SUMMARY

	CURRENT BUDGET	CURRENT PERIOD	YEAR TO DATE ACTUAL	BUDGET BALANCE	% OF BUDGET
<u>REVENUE SUMMARY</u>					
ALL REVENUE	<u>169,355.00</u>	<u>10,725.99</u>	<u>10,725.99</u>	<u>158,629.01</u>	<u>6.33</u>
TOTAL REVENUES	<u>169,355.00</u>	<u>10,725.99</u>	<u>10,725.99</u>	<u>158,629.01</u>	<u>6.33</u>
<u>EXPENDITURE SUMMARY</u>					
NON-DEPARTMENTAL	<u>169,355.00</u>	<u>19,862.99</u>	<u>19,862.99</u>	<u>149,492.01</u>	<u>11.73</u>
TOTAL EXPENDITURES	<u>169,355.00</u>	<u>19,862.99</u>	<u>19,862.99</u>	<u>149,492.01</u>	<u>11.73</u>
REVENUES OVER/(UNDER) EXPENDITURES	0.00	(9,137.00)	(9,137.00)	9,137.00	0.00

HIDDEN VALLEY LAKE CSD
 REVENUE & EXPENSE REPORT (UNAUDITED)
 AS OF: JULY 31ST, 2024

218-CIEDB REDEMPTION FUND
 REVENUES

	CURRENT BUDGET	CURRENT PERIOD	YEAR TO DATE ACTUAL	BUDGET BALANCE	% OF BUDGET
218-4030 WATER CAPACITY FEES	27,411.00	0.00	0.00	27,411.00	0.00
218-4115 WATER USE CIEDB	0.00	0.00	0.00	0.00	0.00
218-4550 INTEREST INCOME	3,800.00	0.00	0.00	3,800.00	0.00
218-4580 TRANSFERS IN	138,144.00	10,725.99	10,725.99	127,418.01	7.76
218-4596 USER/NEW DEVELOPMT PORTION	0.00	0.00	0.00	0.00	0.00
TOTAL REVENUES	169,355.00	10,725.99	10,725.99	158,629.01	6.33
	=====	=====	=====	=====	=====

HIDDEN VALLEY LAKE CSD
 REVENUE & EXPENSE REPORT (UNAUDITED)
 AS OF: JULY 31ST, 2024

218-CIEDB REDEMPTION FUND
 NON-DEPARTMENTAL
 EXPENDITURES

	CURRENT BUDGET	CURRENT PERIOD	YEAR TO DATE ACTUAL	BUDGET BALANCE	% OF BUDGET
218-5-00-5092 POSTAGE & SHIPPING	0.00	0.00	0.00	0.00	0.00
218-5-00-5522 INTEREST ON LONG-TERM DEBT	39,726.00	19,862.99	19,862.99	19,863.01	50.00
218-5-00-5560 BAD DEBT	0.00	0.00	0.00	0.00	0.00
218-5-00-5580 TRANSFER OUT	0.00	0.00	0.00	0.00	0.00
218-5-00-5595 CIEDB LOAN ANNUAL FEE	3,425.00	0.00	0.00	3,425.00	0.00
218-5-00-5599 PRINCIPAL PMT	126,204.00	0.00	0.00	126,204.00	0.00
218-5-00-5600 CONTINGENCY	0.00	0.00	0.00	0.00	0.00
TOTAL NON-DEPARTMENTAL	169,355.00	19,862.99	19,862.99	149,492.01	11.73
TOTAL EXPENDITURES	169,355.00	19,862.99	19,862.99	149,492.01	11.73
REVENUES OVER/(UNDER) EXPENDITURES	0.00	(9,137.00)	(9,137.00)	9,137.00	0.00

*** END OF REPORT ***

HIDDEN VALLEY LAKE CSD
REVENUE & EXPENSE REPORT (UNAUDITED)
AS OF: JULY 31ST, 2024

219-USDA SOLAR LOAN
FINANCIAL SUMMARY

	CURRENT BUDGET	CURRENT PERIOD	YEAR TO DATE ACTUAL	BUDGET BALANCE	% OF BUDGET
<u>REVENUE SUMMARY</u>					
ALL REVENUE	<u>32,095.00</u>	<u>0.00</u>	<u>0.00</u>	<u>32,095.00</u>	<u>0.00</u>
TOTAL REVENUES	32,095.00	0.00	0.00	32,095.00	0.00
	=====	=====	=====	=====	=====
<u>EXPENDITURE SUMMARY</u>					
NON-DEPARTMENTAL	<u>32,095.00</u>	<u>0.00</u>	<u>0.00</u>	<u>32,095.00</u>	<u>0.00</u>
TOTAL EXPENDITURES	32,095.00	0.00	0.00	32,095.00	0.00
	=====	=====	=====	=====	=====
REVENUES OVER/(UNDER) EXPENDITURES	0.00	0.00	0.00	0.00	0.00

HIDDEN VALLEY LAKE CSD
REVENUE & EXPENSE REPORT (UNAUDITED)
AS OF: JULY 31ST, 2024

219-USDA SOLAR LOAN
REVENUES

	CURRENT BUDGET	CURRENT PERIOD	YEAR TO DATE ACTUAL	BUDGET BALANCE	% OF BUDGET
219-4300 MISC INCOME	0.00	0.00	0.00	0.00	0.00
219-4550 INTEREST INCOME	25.00	0.00	0.00	25.00	0.00
219-4580 TRANSFERS IN	32,070.00	0.00	0.00	32,070.00	0.00
TOTAL REVENUES	32,095.00	0.00	0.00	32,095.00	0.00
	=====	=====	=====	=====	=====

HIDDEN VALLEY LAKE CSD
REVENUE & EXPENSE REPORT (UNAUDITED)
AS OF: JULY 31ST, 2024

219-USDA SOLAR LOAN
NON-DEPARTMENTAL
EXPENDITURES

	CURRENT BUDGET	CURRENT PERIOD	YEAR TO DATE ACTUAL	BUDGET BALANCE	% OF BUDGET
219-5-00-5092 POSTAGE & SHIPPING	0.00	0.00	0.00	0.00	0.00
219-5-00-5522 INTEREST ON LONG-TERM DEBT	13,095.00	0.00	0.00	13,095.00	0.00
219-5-00-5523 INTEREST EXPENSE	0.00	0.00	0.00	0.00	0.00
219-5-00-5580 TRANSFER OUT	0.00	0.00	0.00	0.00	0.00
219-5-00-5599 PRINCIPAL PMT	19,000.00	0.00	0.00	19,000.00	0.00
TOTAL NON-DEPARTMENTAL	32,095.00	0.00	0.00	32,095.00	0.00
TOTAL EXPENDITURES	32,095.00	0.00	0.00	32,095.00	0.00
REVENUES OVER/ (UNDER) EXPENDITURES	0.00	0.00	0.00	0.00	0.00

*** END OF REPORT ***

HIDDEN VALLEY LAKE CSD
 REVENUE & EXPENSE REPORT (UNAUDITED)
 AS OF: JULY 31ST, 2024

223-WATER BOND 2023A
 FINANCIAL SUMMARY

	CURRENT BUDGET	CURRENT PERIOD	YEAR TO DATE ACTUAL	BUDGET BALANCE	% OF BUDGET
<u>REVENUE SUMMARY</u>					
ALL REVENUE	<u>321,625.00</u>	<u>121,619.30</u>	<u>121,619.30</u>	<u>200,005.70</u>	<u>37.81</u>
TOTAL REVENUES	321,625.00 =====	121,619.30 =====	121,619.30 =====	200,005.70 =====	37.81 =====
<u>EXPENDITURE SUMMARY</u>					
NON-DEPARTMENTAL	<u>1,545,744.00</u>	<u>121,619.30</u>	<u>121,619.30</u>	<u>1,424,124.70</u>	<u>7.87</u>
TOTAL EXPENDITURES	1,545,744.00 =====	121,619.30 =====	121,619.30 =====	1,424,124.70 =====	7.87 =====
REVENUES OVER/(UNDER) EXPENDITURES	(1,224,119.00)	0.00	0.00	(1,224,119.00)	0.00

HIDDEN VALLEY LAKE CSD
 REVENUE & EXPENSE REPORT (UNAUDITED)
 AS OF: JULY 31ST, 2024

223-WATER BOND 2023A
 REVENUES

	CURRENT BUDGET	CURRENT PERIOD	YEAR TO DATE ACTUAL	BUDGET BALANCE	% OF BUDGET
223-4525 PRO-RATA BOND PAYMENT FEE	0.00	0.00	0.00	0.00	0.00
223-4550 INTEREST INCOME	50,000.00	0.00	0.00	50,000.00	0.00
223-4580 TRANSFER IN	271,625.00	121,619.30	121,619.30	150,005.70	44.77
TOTAL REVENUES	321,625.00	121,619.30	121,619.30	200,005.70	37.81
	=====	=====	=====	=====	=====

HIDDEN VALLEY LAKE CSD
 REVENUE & EXPENSE REPORT (UNAUDITED)
 AS OF: JULY 31ST, 2024

223-WATER BOND 2023A
 NON-DEPARTMENTAL
 EXPENDITURES

	CURRENT BUDGET	CURRENT PERIOD	YEAR TO DATE ACTUAL	BUDGET BALANCE	% OF BUDGET
223-5-00-5075 BANK FEES	0.00	0.00	0.00	0.00	0.00
223-5-00-5123 OTHER PROFESSIONAL SERVICE	0.00	0.00	0.00	0.00	0.00
223-5-00-5125 BOND PREMIUM	0.00	0.00	0.00	0.00	0.00
223-5-00-5522 INTEREST ON LONG-TERM DEBT	251,625.00	121,619.30	121,619.30	130,005.70	48.33
223-5-00-5580 TRANSFER OUT	1,274,119.00	0.00	0.00	1,274,119.00	0.00
223-5-00-5590 COST OF ISSUANCE	0.00	0.00	0.00	0.00	0.00
223-5-00-5599 PRINCIPAL PMT	20,000.00	0.00	0.00	20,000.00	0.00
223-5-00-5600 CONTINGENCY	0.00	0.00	0.00	0.00	0.00
TOTAL NON-DEPARTMENTAL	1,545,744.00	121,619.30	121,619.30	1,424,124.70	7.87
TOTAL EXPENDITURES	1,545,744.00	121,619.30	121,619.30	1,424,124.70	7.87
	=====	=====	=====	=====	=====
REVENUES OVER/(UNDER) EXPENDITURES	(1,224,119.00)	0.00	0.00	(1,224,119.00)	0.00
	=====	=====	=====	=====	=====

*** END OF REPORT ***



Hidden Valley Lake Community Services District
Financial Activity, Cash and Investment Summary
As of July 31, 2024
(Rounded and Unaudited)

	Operating Checking	Money Market	LAIF	Bond Trustee Sewer	Bond Trustee Water	CERBT	Total All Cash/Investment Accounts
	West America Bank 1010	West America Bank 1130	State Treasurer 1133	US Bank 1200	US Bank 1212	CalPERS CERBT Q1 1135	
Financial Activity of Cash/Investment Accounts in General Ledger [1]							
Beginning Balances	\$ 524,409	\$ 4,065,088	\$ 664,411	\$ 150,395	\$ 3,537,128	\$ 27,168	\$ 8,968,599
Cash Receipts							
Utility Billing Deposits	\$ 507,383	\$ -	\$ -	\$ -	\$ -	\$ -	
Electronic Fund Deposits	\$ -	\$ -	\$ -	\$ -	\$ -	\$ -	
Other Deposits	\$ -	\$ 236	\$ 7,497	\$ 598	\$ 14,910	\$ 27,185	
Total Cash Receipts	\$ 507,383	\$ 236	\$ 7,497	\$ 150,993	\$ 3,552,038	\$ 54,353	
Cash Disbursements							
Accounts Payable Checks issued	\$ 1,319,326	\$ -	\$ -	\$ -	\$ -	\$ -	
Electronic Fund/Bank Draft Disbursements	\$ 197,247	\$ -	\$ -	\$ -	\$ -	\$ -	
Payroll Checks issued - net	\$ 72,093	\$ -	\$ -	\$ -	\$ -	\$ -	
Bank Fees	\$ 4,740	\$ -	\$ -	\$ -	\$ -	\$ -	
Other Disbursements	\$ -	\$ -	\$ -	\$ -	\$ -	\$ -	
Total Disbursements	\$ 1,593,406	\$ -	\$ -	\$ -	\$ -	\$ -	
Transfers Between Accounts							
Transfers In	\$ 658,771	\$ -	\$ -	\$ -	\$ -	\$ -	
Transfers Out	\$ -	\$ 658,771	\$ -	\$ -	\$ -	\$ -	
Total Transfers Between Accounts	\$ 658,771	\$ 658,771	\$ -	\$ -	\$ -	\$ -	
Ending Balances in General Ledger	\$ 97,158	\$ 3,406,553	\$ 671,908	\$ 150,993	\$ 3,552,038	\$ 54,353	\$ 7,933,003
Financial Institution Ending Balances	\$ 256,169	\$ 3,406,533	\$ 671,908	\$ 150,993	\$ 3,552,038	\$ 54,353	\$ 8,091,994

Ending Balances General Ledger Distribution by District Funds [2]							
100 Operating	-	-	-	-	-	-	-
120 Wastewater Operating	41,270	17,852	77,612	-	-	27,176	163,910
130 Water Operating	46,351	49,060	115,664	-	-	27,176	238,251
215 2016 Sewer Refinancing Bond	-	445,248	102,027	150,993	-	-	698,269
218 2002 CIEDB Loan	-	64,804	23,740	-	-	-	88,544
219 2012 USDA Solar COP	-	8,387	945	-	-	-	9,332
223 2023 Water Revenue Bond	-	-	-	-	3,552,038	-	3,552,038
313 Wastewater Operating Reserve	9,537	154,496	63,222	-	-	-	227,254
314 Wastewater CIP	-	485,771	102,223	-	-	-	587,994
319 2012 USDA Solar COP Reserve	-	31,399	-	-	-	-	31,399
320 Water CIP	-	1,969,208	-	-	-	-	1,969,208
325 Water Operating Reserve	-	180,329	-	-	-	-	180,329
350 2002 CIEDB Loan Reserve	-	-	186,476	-	-	-	186,476
Total Ending Balances in General Ledger	\$ 97,158	\$ 3,406,553	\$ 671,908	\$ 150,993	\$ 3,552,038	\$ 54,353	\$ 7,933,003

[1] From General Ledger activity by Financial Institution accounts with District Fund accounts consolidated. Checking and Money Market accounts are with West America Bank, Local Agency Investment Account (LAIF) is held by the State Treasurer on behalf of the District, US Bank is the Bond Trustee for the the 2016 Refunding and 2023 Water Bond and CalPers holds the CERBT Trust >>>>>>. All cash accounts have been reconciled to the ending Financial Institution statements.

[2] See Reconciliation Detail Summary for details

COMPANY: 999 - POOLED CASH FUND
 ACCOUNT: 1010 CASH - POOLED
 TYPE: All
 STATUS: All
 FOLIO: All

CHECK DATE: 7/01/2024 THRU 7/31/2024
 CLEAR DATE: 0/00/0000 THRU 99/99/9999
 STATEMENT: 0/00/0000 THRU 99/99/9999
 VOIDED DATE: 0/00/0000 THRU 99/99/9999
 AMOUNT: 0.00 THRU 999,999,999.99
 CHECK NUMBER: 000000 THRU 999999

ACCOUNT	--DATE--	--TYPE--	NUMBER	-----DESCRIPTION-----	----AMOUNT---	STATUS	FOLIO	CLEAR DATE
BANK DRAFT:								
1010	7/12/2024	BANK-DRAFT	001033	AFLAC	303.86CR	CLEARED	A	7/10/2024
1010	7/12/2024	BANK-DRAFT	001034	CALIFORNIA PUBLIC EMPLOYEES RE	7,530.37CR	CLEARED	A	7/15/2024
1010	7/12/2024	BANK-DRAFT	001035	NATIONWIDE RETIREMENT SOLUTION	1,400.00CR	CLEARED	A	7/12/2024
1010	7/12/2024	BANK-DRAFT	001036	STATE OF CALIFORNIA EDD	1,784.53CR	CLEARED	A	7/12/2024
1010	7/12/2024	BANK-DRAFT	001037	US DEPARTMENT OF THE TREASURY	4,610.26CR	CLEARED	A	7/12/2024
1010	7/26/2024	BANK-DRAFT	001038	AFLAC	303.86CR	OUTSTND	A	0/00/0000
1010	7/26/2024	BANK-DRAFT	001039	CALIFORNIA PUBLIC EMPLOYEES RE	7,753.82CR	CLEARED	A	7/26/2024
1010	7/26/2024	BANK-DRAFT	001040	NATIONWIDE RETIREMENT SOLUTION	1,400.00CR	CLEARED	A	7/26/2024
1010	7/26/2024	BANK-DRAFT	001041	STATE OF CALIFORNIA EDD	1,886.62CR	CLEARED	A	7/26/2024
1010	7/26/2024	BANK-DRAFT	001042	US DEPARTMENT OF THE TREASURY	4,914.14CR	CLEARED	A	7/26/2024
CHECK:								
1010	7/05/2024	CHECK	002832	ALPHA ANALYTICAL LABORATORIES	810.00CR	CLEARED	A	7/10/2024
1010	7/05/2024	CHECK	002833	AMERICAN ASPHALT REPAIR & RESU	3,108.97CR	CLEARED	A	7/18/2024
1010	7/05/2024	CHECK	002834	APPLIED TECHNOLOGY SOLUTIONS	986.00CR	CLEARED	A	7/22/2024
1010	7/05/2024	CHECK	002835	BADGER METER	2,260.00CR	CLEARED	A	7/16/2024
1010	7/05/2024	CHECK	002836	CONNOR BOUNSALL	40.33CR	OUTSTND	A	0/00/0000
1010	7/05/2024	CHECK	002837	FERGUSON WATERWORKS # 1423	426.79CR	CLEARED	A	7/09/2024
1010	7/05/2024	CHECK	002838	HIDDEN GEMS AT YOUR SERVICE	3,080.00CR	CLEARED	A	7/09/2024
1010	7/05/2024	CHECK	002839	LAKE COUNTY WASTE SOLUTIONS, I	109.12CR	CLEARED	A	7/11/2024
1010	7/05/2024	CHECK	002840	LAKE COUNTY WASTE SOLUTIONS, I	501.39CR	CLEARED	A	7/10/2024
1010	7/05/2024	CHECK	002841	MEDIACOM	520.72CR	CLEARED	A	7/12/2024
1010	7/05/2024	CHECK	002842	MIDDLETOWN COPY & PRINT	104.00CR	CLEARED	A	7/10/2024
1010	7/05/2024	CHECK	002843	ODP BUSINESS SOLUTIONS, LLC	118.94CR	CLEARED	A	7/12/2024
1010	7/05/2024	CHECK	002844	R&S TRUCKING	1,080.00CR	CLEARED	A	7/09/2024
1010	7/05/2024	CHECK	002845	SCC ELECTRIC, INC	152,000.00CR	CLEARED	A	7/12/2024
1010	7/05/2024	CHECK	002846	SPECIAL DISTRICT RISK MANAGEME	388,665.30CR	CLEARED	A	7/10/2024
1010	7/05/2024	CHECK	002847	STREAMLINE	249.00CR	CLEARED	A	7/12/2024
1010	7/05/2024	CHECK	002848	THATCHER COMPANY, INC.	3,324.20CR	CLEARED	A	7/10/2024
1010	7/05/2024	CHECK	002849	WELLS FARGO FINANCIAL LEASING	374.16CR	CLEARED	A	7/11/2024
1010	7/05/2024	CHECK	002850	POZZI, MARY	133.79CR	CLEARED	A	7/31/2024
1010	7/05/2024	CHECK	002851	BURKHART, KENNETH	14.73CR	CLEARED	A	7/23/2024
1010	7/05/2024	CHECK	002852	LESSNER, MICHAEL	93.81CR	CLEARED	A	7/19/2024
1010	7/12/2024	CHECK	002853	ACWA/JPIA	1,024.09CR	CLEARED	A	7/18/2024
1010	7/12/2024	CHECK	002854	ADVENTIST HEALTH ST HELENA - J	125.00CR	CLEARED	A	7/17/2024
1010	7/12/2024	CHECK	002855	ALPHA ANALYTICAL LABORATORIES	390.00CR	CLEARED	A	7/17/2024
1010	7/12/2024	CHECK	002856	ARMED FORCE PEST CONTROL, INC.	205.00CR	CLEARED	A	7/18/2024
1010	7/12/2024	CHECK	002857	AT&T	1,604.41CR	CLEARED	A	7/18/2024
1010	7/12/2024	CHECK	002858	DATAPOSE, LLC	1,954.99CR	CLEARED	A	7/18/2024
1010	7/12/2024	CHECK	002859	FOSTER MORRISON CONSULTING, LT	12,975.00CR	CLEARED	A	7/23/2024
1010	7/12/2024	CHECK	002860	FUTURE FORD	73,374.66CR	CLEARED	A	7/16/2024
1010	7/12/2024	CHECK	002861	GHD	15,822.25CR	CLEARED	A	7/18/2024
1010	7/12/2024	CHECK	002862	HARDESTER'S MARKETS & HARDWARE	131.89CR	CLEARED	A	7/17/2024
1010	7/12/2024	CHECK	002863	GARDENS BY JILLIAN	200.00CR	CLEARED	A	7/30/2024

COMPANY: 999 - POOLED CASH FUND
 ACCOUNT: 1010 CASH - POOLED
 TYPE: All
 STATUS: All
 FOLIO: All

CHECK DATE: 7/01/2024 THRU 7/31/2024
 CLEAR DATE: 0/00/0000 THRU 99/99/9999
 STATEMENT: 0/00/0000 THRU 99/99/9999
 VOIDED DATE: 0/00/0000 THRU 99/99/9999
 AMOUNT: 0.00 THRU 999,999,999.99
 CHECK NUMBER: 000000 THRU 999999

ACCOUNT	--DATE--	--TYPE--	NUMBER	-----DESCRIPTION-----	----AMOUNT---	STATUS	FOLIO	CLEAR DATE
CHECK:	-----							
1010	7/12/2024	CHECK	002864	NBS GOVERNMENT FINANCE GROUP	1,939.11CR	CLEARED	A	7/19/2024
1010	7/12/2024	CHECK	002865	ODP BUSINESS SOLUTIONS, LLC	44.70CR	CLEARED	A	7/23/2024
1010	7/12/2024	CHECK	002866	TYLER TECHNOLOGY	5,376.80CR	CLEARED	A	7/18/2024
1010	7/12/2024	CHECK	002867	U.S. BANK ST. PAUL	121,619.30CR	CLEARED	A	7/18/2024
1010	7/12/2024	CHECK	002868	US BANK	19,862.99CR	CLEARED	A	7/18/2024
1010	7/12/2024	CHECK	002869	FRANCHISE TAX BOARD	75.69CR	CLEARED	A	7/22/2024
1010	7/12/2024	CHECK	002870	DIETRICK, MICHAEL/NI	123.63CR	CLEARED	A	7/23/2024
1010	7/19/2024	CHECK	002871	ADVANCED SECURITY SYSTEMS SANT	1,968.55CR	CLEARED	A	7/23/2024
1010	7/19/2024	CHECK	002872	ALPHA ANALYTICAL LABORATORIES	2,672.00CR	CLEARED	A	7/25/2024
*** 1010	7/19/2024	CHECK	002874	ALPHA CM, INC	25,432.00CR	CLEARED	A	7/24/2024
1010	7/19/2024	CHECK	002875	BARTKIEWICZ, KRONICK & SHANAHA	975.00CR	CLEARED	A	7/25/2024
1010	7/19/2024	CHECK	002876	BOLD POLISNER MADDOW NELSON &	162.50CR	CLEARED	A	7/24/2024
1010	7/19/2024	CHECK	002877	VOID CHECK	0.00	CLEARED	A	7/18/2024
1010	7/19/2024	CHECK	002878	VOID CHECK	0.00	CLEARED	A	7/18/2024
1010	7/19/2024	CHECK	002879	VOID CHECK	0.00	CLEARED	A	7/18/2024
1010	7/19/2024	CHECK	002880	VOID CHECK	0.00	CLEARED	A	7/18/2024
1010	7/19/2024	CHECK	002881	C.V. LARSEN CO.	246,524.20CR	CLEARED	A	7/24/2024
1010	7/19/2024	CHECK	002882	ELAN CARDMEMBER SERVICE	6,288.55CR	CLEARED	A	7/26/2024
1010	7/19/2024	CHECK	002883	FERGUSON WATERWORKS # 1423	528.43CR	CLEARED	A	7/23/2024
1010	7/19/2024	CHECK	002884	GHD	3,327.83CR	CLEARED	A	7/23/2024
1010	7/19/2024	CHECK	002885	IMPERIAL SUPPLIES, LLC	333.84CR	CLEARED	A	7/24/2024
1010	7/19/2024	CHECK	002886	JACOB MCCLURE	500.00CR	CLEARED	A	7/22/2024
1010	7/19/2024	CHECK	002887	MENDO MILL CLEARLAKE	511.11CR	CLEARED	A	7/24/2024
1010	7/19/2024	CHECK	002888	PACE SUPPLY CORP	2,144.64CR	CLEARED	A	7/23/2024
1010	7/19/2024	CHECK	002889	PACIFIC GAS & ELECTRIC COMPANY	2,641.08CR	CLEARED	A	7/30/2024
1010	7/19/2024	CHECK	002890	SMALLCOMB, LISA	87.10CR	CLEARED	A	7/19/2024
1010	7/19/2024	CHECK	002891	USA BLUE BOOK	1,835.72CR	CLEARED	A	7/25/2024
1010	7/19/2024	CHECK	002892	VERIZON WIRELESS	1,122.66CR	CLEARED	A	7/25/2024
1010	7/19/2024	CHECK	002893	VERIZON WIRELESS	428.59CR	CLEARED	A	7/30/2024
1010	7/19/2024	CHECK	002894	WESTGATE PETROLEUM CO., INC.	1,634.76CR	CLEARED	A	7/23/2024
1010	7/19/2024	CHECK	002895	LOPEZ, ANDRES	432.34CR	OUTSTND	A	0/00/0000
1010	7/19/2024	CHECK	002896	SPECIAL DISTRICT RISK MANAGEME	43,928.46CR	CLEARED	A	7/25/2024
1010	7/26/2024	CHECK	002897	ALPHA ANALYTICAL LABORATORIES	650.00CR	CLEARED	A	8/02/2024
1010	7/26/2024	CHECK	002898	ALYSSA GORDON	1,420.87CR	CLEARED	A	8/05/2024
1010	7/26/2024	CHECK	002899	AT&T MOBILITY	95.85CR	CLEARED	A	8/05/2024
1010	7/26/2024	CHECK	002900	BRELJE & RACE CONSULTING CIVIL	54,006.25CR	CLEARED	A	8/02/2024
1010	7/26/2024	CHECK	002901	COASTLAND CIVIL ENGINEERING, I	6,648.75CR	OUTSTND	A	0/00/0000
1010	7/26/2024	CHECK	002902	FAHRENHEIT HEATING & AIR CONDI	650.00CR	OUTSTND	A	0/00/0000
1010	7/26/2024	CHECK	002903	FERGUSON WATERWORKS # 1423	20,888.64CR	CLEARED	A	8/02/2024
1010	7/26/2024	CHECK	002904	GHD	1,767.98CR	CLEARED	A	8/01/2024
1010	7/26/2024	CHECK	002905	GINNLAW, P.C.	2,408.00CR	CLEARED	A	8/02/2024
1010	7/26/2024	CHECK	002906	HIDDEN GEMS AT YOUR SERVICE	1,540.00CR	CLEARED	A	7/31/2024
1010	7/26/2024	CHECK	002907	IMPERIAL SUPPLIES, LLC	1,245.47CR	CLEARED	A	8/01/2024
1010	7/26/2024	CHECK	002908	JACOB MCCLURE	125.00CR	CLEARED	A	7/29/2024

COMPANY: 999 - POOLED CASH FUND
 ACCOUNT: 1010 CASH - POOLED
 TYPE: All
 STATUS: All
 FOLIO: All

CHECK DATE: 7/01/2024 THRU 7/31/2024
 CLEAR DATE: 0/00/0000 THRU 99/99/9999
 STATEMENT: 0/00/0000 THRU 99/99/9999
 VOIDED DATE: 0/00/0000 THRU 99/99/9999
 AMOUNT: 0.00 THRU 999,999,999.99
 CHECK NUMBER: 000000 THRU 999999

ACCOUNT	--DATE--	--TYPE--	NUMBER	-----DESCRIPTION-----	----AMOUNT---	STATUS	FOLIO	CLEAR DATE
CHECK:								
1010	7/26/2024	CHECK	002909	ODP BUSINESS SOLUTIONS, LLC	201.70CR	OUTSTND	A	0/00/0000
1010	7/26/2024	CHECK	002910	PACE SUPPLY CORP	796.88CR	CLEARED	A	8/02/2024
1010	7/26/2024	CHECK	002911	PACIFIC GAS & ELECTRIC COMPANY	36,094.48CR	CLEARED	A	8/02/2024
1010	7/26/2024	CHECK	002912	RGW GROUNDSKEEPING, LLC	28,439.24CR	OUTSTND	A	0/00/0000
1010	7/26/2024	CHECK	002913	THATCHER COMPANY, INC.	3,345.57CR	CLEARED	A	8/02/2024
1010	7/26/2024	CHECK	002914	UBEO WEST, LLC	370.87CR	CLEARED	A	8/02/2024
1010	7/26/2024	CHECK	002915	UNDERGROUND SERVICE ALERT OF N	300.00CR	CLEARED	A	8/01/2024
DEPOSIT:								
1010	7/01/2024	DEPOSIT		CREDIT CARD 7/01/2024	6,554.66	CLEARED	C	7/02/2024
1010	7/01/2024	DEPOSIT	000001	CREDIT CARD 7/01/2024	2,720.64	CLEARED	C	7/03/2024
1010	7/01/2024	DEPOSIT	000002	CREDIT CARD 7/01/2024	2,944.22	CLEARED	C	7/03/2024
1010	7/01/2024	DEPOSIT	000003	CREDIT CARD 7/01/2024	932.71	CLEARED	C	7/02/2024
1010	7/01/2024	DEPOSIT	000004	CREDIT CARD 7/01/2024	1,208.74	CLEARED	C	7/03/2024
1010	7/01/2024	DEPOSIT	000005	CREDIT CARD 7/01/2024	210.00	CLEARED	C	7/03/2024
1010	7/01/2024	DEPOSIT	000006	CREDIT CARD 7/01/2024	374.17	CLEARED	C	7/02/2024
1010	7/01/2024	DEPOSIT	000007	CREDIT CARD 7/01/2024	405.46	CLEARED	C	7/03/2024
1010	7/01/2024	DEPOSIT	000008	CREDIT CARD 7/01/2024	216.57	CLEARED	C	7/03/2024
1010	7/01/2024	DEPOSIT	000009	CREDIT CARD 7/01/2024	6,718.70	CLEARED	C	7/03/2024
1010	7/01/2024	DEPOSIT	000010	CREDIT CARD 7/01/2024	1,804.97	CLEARED	C	7/08/2024
1010	7/01/2024	DEPOSIT	000011	REGULAR DAILY POST 7/01/2024	3,682.74	CLEARED	C	7/02/2024
1010	7/02/2024	DEPOSIT		CREDIT CARD 7/02/2024	6,536.10	CLEARED	C	7/03/2024
1010	7/02/2024	DEPOSIT	000001	CREDIT CARD 7/02/2024	997.69	CLEARED	C	7/03/2024
1010	7/02/2024	DEPOSIT	000002	CREDIT CARD 7/02/2024	100.00	CLEARED	C	7/03/2024
1010	7/02/2024	DEPOSIT	000003	CREDIT CARD 7/02/2024	325.83	CLEARED	C	7/08/2024
1010	7/02/2024	DEPOSIT	000004	REGULAR DAILY POST 7/02/2024	668.25	CLEARED	C	7/03/2024
1010	7/03/2024	DEPOSIT		CREDIT CARD 7/03/2024	8,095.49	CLEARED	C	7/08/2024
1010	7/03/2024	DEPOSIT	000001	CREDIT CARD 7/03/2024	1,565.80	CLEARED	C	7/08/2024
1010	7/03/2024	DEPOSIT	000002	CREDIT CARD 7/03/2024	1,685.83	CLEARED	C	7/09/2024
1010	7/03/2024	DEPOSIT	000003	REGULAR DAILY POST 7/03/2024	1,955.96	CLEARED	C	7/08/2024
1010	7/03/2024	DEPOSIT	070324	TRANSFER 320 MM TO CHKG	235,112.00	CLEARED	G	7/03/2024
1010	7/05/2024	DEPOSIT		CREDIT CARD 7/05/2024	8,684.27	CLEARED	C	7/08/2024
1010	7/05/2024	DEPOSIT	000001	CREDIT CARD 7/05/2024	3,256.93	CLEARED	C	7/09/2024
1010	7/05/2024	DEPOSIT	000002	CREDIT CARD 7/05/2024	1,354.61	CLEARED	C	7/08/2024
1010	7/05/2024	DEPOSIT	000003	CREDIT CARD 7/05/2024	548.90	CLEARED	C	7/09/2024
1010	7/05/2024	DEPOSIT	000004	CREDIT CARD 7/05/2024	74.82	CLEARED	C	7/08/2024
1010	7/05/2024	DEPOSIT	000005	CREDIT CARD 7/05/2024	4,362.14	CLEARED	C	7/09/2024
1010	7/05/2024	DEPOSIT	000006	CREDIT CARD 7/05/2024	1,425.50	CLEARED	C	7/10/2024
1010	7/05/2024	DEPOSIT	000007	REGULAR DAILY POST 7/05/2024	2,201.10	CLEARED	C	7/08/2024
1010	7/08/2024	DEPOSIT		CREDIT CARD 7/08/2024	7,400.02	CLEARED	C	7/10/2024
1010	7/08/2024	DEPOSIT	000001	CREDIT CARD 7/08/2024	3,879.92	CLEARED	C	7/09/2024
1010	7/08/2024	DEPOSIT	000002	CREDIT CARD 7/08/2024	2,344.79	CLEARED	C	7/10/2024
1010	7/08/2024	DEPOSIT	000003	CREDIT CARD 7/08/2024	877.13	CLEARED	C	7/09/2024
1010	7/08/2024	DEPOSIT	000004	CREDIT CARD 7/08/2024	507.29	CLEARED	C	7/10/2024

COMPANY: 999 - POOLED CASH FUND
 ACCOUNT: 1010 CASH - POOLED
 TYPE: All
 STATUS: All
 FOLIO: All

CHECK DATE: 7/01/2024 THRU 7/31/2024
 CLEAR DATE: 0/00/0000 THRU 99/99/9999
 STATEMENT: 0/00/0000 THRU 99/99/9999
 VOIDED DATE: 0/00/0000 THRU 99/99/9999
 AMOUNT: 0.00 THRU 999,999,999.99
 CHECK NUMBER: 000000 THRU 999999

ACCOUNT	--DATE--	--TYPE--	NUMBER	-----DESCRIPTION-----	----AMOUNT---	STATUS	FOLIO	CLEAR DATE
DEPOSIT:								
1010	7/08/2024	DEPOSIT	000005	CREDIT CARD 7/08/2024	238.75	CLEARED	C	7/10/2024
1010	7/08/2024	DEPOSIT	000006	CREDIT CARD 7/08/2024	2,838.31	CLEARED	C	7/09/2024
1010	7/08/2024	DEPOSIT	000007	CREDIT CARD 7/08/2024	390.19	CLEARED	C	7/10/2024
1010	7/08/2024	DEPOSIT	000008	CREDIT CARD 7/08/2024	81.59	CLEARED	C	7/10/2024
1010	7/08/2024	DEPOSIT	000009	CREDIT CARD 7/08/2024	2,666.85	CLEARED	C	7/11/2024
1010	7/08/2024	DEPOSIT	000010	REGULAR DAILY POST 7/08/2024	10,384.11	CLEARED	C	7/09/2024
1010	7/08/2024	DEPOSIT	000011	DAILY PAYMENT POSTING - ADJ	271.86CR	CLEARED	U	7/08/2024
1010	7/09/2024	DEPOSIT		CREDIT CARD 7/09/2024	5,283.25	CLEARED	C	7/10/2024
1010	7/09/2024	DEPOSIT	000001	CREDIT CARD 7/09/2024	1,985.57	CLEARED	C	7/10/2024
1010	7/09/2024	DEPOSIT	000002	CREDIT CARD 7/09/2024	2,334.41	CLEARED	C	7/12/2024
1010	7/09/2024	DEPOSIT	000003	REGULAR DAILY POST 7/09/2024	4,939.02	CLEARED	C	7/10/2024
1010	7/10/2024	DEPOSIT		CREDIT CARD 7/10/2024	3,648.67	CLEARED	C	7/11/2024
1010	7/10/2024	DEPOSIT	000001	CREDIT CARD 7/10/2024	3,983.17	CLEARED	C	7/11/2024
1010	7/10/2024	DEPOSIT	000002	CREDIT CARD 7/10/2024	136.10	CLEARED	C	7/11/2024
1010	7/10/2024	DEPOSIT	000003	CREDIT CARD 7/10/2024	1,862.35	CLEARED	C	7/15/2024
1010	7/10/2024	DEPOSIT	000004	REGULAR DAILY POST 7/10/2024	10,545.36	CLEARED	C	7/11/2024
1010	7/10/2024	DEPOSIT	000005	CREDIT CARD 7/10/2024	9,058.02	CLEARED	C	7/12/2024
1010	7/10/2024	DEPOSIT	000006	CREDIT CARD 7/10/2024	2,830.19	CLEARED	C	7/12/2024
1010	7/10/2024	DEPOSIT	000007	CREDIT CARD 7/10/2024	84.93	CLEARED	C	7/12/2024
1010	7/11/2024	DEPOSIT		CREDIT CARD 7/11/2024	2,114.99	CLEARED	C	7/15/2024
1010	7/11/2024	DEPOSIT	000001	CREDIT CARD 7/11/2024	143.81	CLEARED	C	7/12/2024
1010	7/11/2024	DEPOSIT	000002	CREDIT CARD 7/11/2024	1,043.02	CLEARED	C	7/15/2024
1010	7/11/2024	DEPOSIT	000003	CREDIT CARD 7/11/2024	1,136.52	CLEARED	C	7/15/2024
1010	7/11/2024	DEPOSIT	000004	CREDIT CARD 7/11/2024	1,668.66	CLEARED	C	7/16/2024
1010	7/11/2024	DEPOSIT	000005	REGULAR DAILY POST 7/11/2024	6,035.90	CLEARED	C	7/12/2024
1010	7/11/2024	DEPOSIT	071124	FUND 130 MM TO CHK PAYABLES	50,000.00	CLEARED	G	7/11/2024
1010	7/11/2024	DEPOSIT	071125	FUND 215 MM TO CKG NBS FEES	1,939.11	CLEARED	G	7/11/2024
1010	7/12/2024	DEPOSIT		CREDIT CARD 7/12/2024	2,865.12	CLEARED	C	7/15/2024
1010	7/12/2024	DEPOSIT	000001	CREDIT CARD 7/12/2024	408.16	CLEARED	C	7/15/2024
1010	7/12/2024	DEPOSIT	000002	CREDIT CARD 7/12/2024	1,504.60	CLEARED	C	7/17/2024
1010	7/12/2024	DEPOSIT	000003	REGULAR DAILY POST 7/12/2024	12,729.59	CLEARED	C	7/15/2024
1010	7/15/2024	DEPOSIT		CREDIT CARD 7/15/2024	6,753.94	CLEARED	C	7/16/2024
1010	7/15/2024	DEPOSIT	000001	CREDIT CARD 7/15/2024	2,431.55	CLEARED	C	7/17/2024
1010	7/15/2024	DEPOSIT	000002	CREDIT CARD 7/15/2024	402.22	CLEARED	C	7/17/2024
1010	7/15/2024	DEPOSIT	000003	CREDIT CARD 7/15/2024	2,984.95	CLEARED	C	7/17/2024
1010	7/15/2024	DEPOSIT	000004	CREDIT CARD 7/15/2024	30,874.83	CLEARED	C	7/17/2024
1010	7/15/2024	DEPOSIT	000005	CREDIT CARD 7/15/2024	559.15	CLEARED	C	7/15/2024
1010	7/15/2024	DEPOSIT	000006	CREDIT CARD 7/15/2024	1,344.50	CLEARED	C	7/16/2024
1010	7/15/2024	DEPOSIT	000007	CREDIT CARD 7/15/2024	867.71	CLEARED	C	7/17/2024
1010	7/15/2024	DEPOSIT	000008	CREDIT CARD 7/15/2024	886.88	CLEARED	C	7/16/2024
1010	7/15/2024	DEPOSIT	000009	CREDIT CARD 7/15/2024	339.99	CLEARED	C	7/17/2024
1010	7/15/2024	DEPOSIT	000010	CREDIT CARD 7/15/2024	1,170.76	CLEARED	C	7/17/2024
1010	7/15/2024	DEPOSIT	000011	CREDIT CARD 7/15/2024	1,942.86	CLEARED	C	7/18/2024
1010	7/15/2024	DEPOSIT	000012	REGULAR DAILY POST 7/15/2024	65,461.58	CLEARED	C	7/16/2024

COMPANY: 999 - POOLED CASH FUND
 ACCOUNT: 1010 CASH - POOLED
 TYPE: All
 STATUS: All
 FOLIO: All

CHECK DATE: 7/01/2024 THRU 7/31/2024
 CLEAR DATE: 0/00/0000 THRU 99/99/9999
 STATEMENT: 0/00/0000 THRU 99/99/9999
 VOIDED DATE: 0/00/0000 THRU 99/99/9999
 AMOUNT: 0.00 THRU 999,999,999.99
 CHECK NUMBER: 000000 THRU 999999

ACCOUNT	--DATE--	--TYPE--	NUMBER	-----DESCRIPTION-----	----AMOUNT---	STATUS	FOLIO	CLEAR DATE
DEPOSIT: -----								
1010	7/15/2024	DEPOSIT	000013	DRAFT POSTING	25,073.49	CLEARED	U	7/16/2024
1010	7/16/2024	DEPOSIT		CREDIT CARD 7/16/2024	8,216.53	CLEARED	C	7/17/2024
1010	7/16/2024	DEPOSIT	000001	CREDIT CARD 7/16/2024	1,439.30	CLEARED	C	7/17/2024
1010	7/16/2024	DEPOSIT	000002	CREDIT CARD 7/16/2024	539.16	CLEARED	C	7/17/2024
1010	7/16/2024	DEPOSIT	000003	CREDIT CARD 7/16/2024	1,591.12	CLEARED	C	7/19/2024
1010	7/16/2024	DEPOSIT	000004	REGULAR DAILY POST 7/16/2024	3,732.72	CLEARED	C	7/17/2024
1010	7/17/2024	DEPOSIT		CREDIT CARD 7/17/2024	6,309.14	CLEARED	C	7/18/2024
1010	7/17/2024	DEPOSIT	000001	CREDIT CARD 7/17/2024	1,291.50	CLEARED	C	7/18/2024
1010	7/17/2024	DEPOSIT	000002	CREDIT CARD 7/17/2024	879.12	CLEARED	C	7/18/2024
1010	7/17/2024	DEPOSIT	000003	CREDIT CARD 7/17/2024	1,013.86	CLEARED	C	7/22/2024
1010	7/17/2024	DEPOSIT	000004	REGULAR DAILY POST 7/17/2024	8,836.18	CLEARED	C	7/18/2024
1010	7/17/2024	DEPOSIT	071724	RWS FUND 320 TO FUND 130	278,000.00	CLEARED	G	7/17/2024
1010	7/18/2024	DEPOSIT		CREDIT CARD 7/18/2024	7,748.69	CLEARED	C	7/19/2024
1010	7/18/2024	DEPOSIT	000001	CREDIT CARD 7/18/2024	2,872.84	CLEARED	C	7/19/2024
1010	7/18/2024	DEPOSIT	000002	CREDIT CARD 7/18/2024	713.66	CLEARED	C	7/19/2024
1010	7/18/2024	DEPOSIT	000003	CREDIT CARD 7/18/2024	2,557.36	CLEARED	C	7/23/2024
1010	7/18/2024	DEPOSIT	000004	REGULAR DAILY POST 7/18/2024	6,487.17	CLEARED	C	7/19/2024
1010	7/18/2024	DEPOSIT	000005	DAILY PAYMENT POSTING - ADJ	81.64CR	CLEARED	U	7/18/2024
1010	7/19/2024	DEPOSIT		CREDIT CARD 7/19/2024	13,575.64	CLEARED	C	7/22/2024
1010	7/19/2024	DEPOSIT	000001	CREDIT CARD 7/19/2024	901.22	CLEARED	C	7/22/2024
1010	7/19/2024	DEPOSIT	000002	CREDIT CARD 7/19/2024	503.32	CLEARED	C	7/22/2024
1010	7/19/2024	DEPOSIT	000003	CREDIT CARD 7/19/2024	1,523.34	CLEARED	C	7/24/2024
1010	7/19/2024	DEPOSIT	000004	REGULAR DAILY POST 7/19/2024	9,651.56	CLEARED	C	7/22/2024
1010	7/22/2024	DEPOSIT		CREDIT CARD 7/22/2024	10,224.77	CLEARED	C	7/23/2024
1010	7/22/2024	DEPOSIT	000001	CREDIT CARD 7/22/2024	14,913.92	CLEARED	C	7/24/2024
1010	7/22/2024	DEPOSIT	000002	CREDIT CARD 7/22/2024	2,168.62	CLEARED	C	7/24/2024
1010	7/22/2024	DEPOSIT	000003	CREDIT CARD 7/22/2024	1,346.16	CLEARED	C	7/23/2024
1010	7/22/2024	DEPOSIT	000004	CREDIT CARD 7/22/2024	1,809.03	CLEARED	C	7/24/2024
1010	7/22/2024	DEPOSIT	000005	CREDIT CARD 7/22/2024	1,988.43	CLEARED	C	7/24/2024
1010	7/22/2024	DEPOSIT	000006	CREDIT CARD 7/22/2024	934.04	CLEARED	C	7/23/2024
1010	7/22/2024	DEPOSIT	000007	CREDIT CARD 7/22/2024	1,396.98	CLEARED	C	7/24/2024
1010	7/22/2024	DEPOSIT	000008	CREDIT CARD 7/22/2024	312.65	CLEARED	C	7/24/2024
1010	7/22/2024	DEPOSIT	000009	CREDIT CARD 7/22/2024	6,157.99	CLEARED	C	7/25/2024
1010	7/22/2024	DEPOSIT	000010	REGULAR DAILY POST 7/22/2024	13,674.77	CLEARED	C	7/23/2024
1010	7/23/2024	DEPOSIT		CREDIT CARD 7/23/2024	10,079.27	CLEARED	C	7/24/2024
1010	7/23/2024	DEPOSIT	000001	CREDIT CARD 7/23/2024	5,481.44	CLEARED	C	7/24/2024
1010	7/23/2024	DEPOSIT	000002	CREDIT CARD 7/23/2024	2,963.68	CLEARED	C	7/24/2024
1010	7/23/2024	DEPOSIT	000003	CREDIT CARD 7/23/2024	73.40	CLEARED	C	7/26/2024
1010	7/23/2024	DEPOSIT	000004	REGULAR DAILY POST 7/23/2024	1,009.47	CLEARED	C	7/24/2024
1010	7/24/2024	DEPOSIT		CREDIT CARD 7/24/2024	1,879.47	CLEARED	C	7/25/2024
1010	7/24/2024	DEPOSIT	000001	CREDIT CARD 7/24/2024	1,279.95	CLEARED	C	7/25/2024
1010	7/24/2024	DEPOSIT	000002	CREDIT CARD 7/24/2024	223.76	CLEARED	C	7/25/2024
1010	7/24/2024	DEPOSIT	000003	CREDIT CARD 7/24/2024	448.53	CLEARED	C	7/29/2024
1010	7/24/2024	DEPOSIT	000004	REGULAR DAILY POST 7/24/2024	1,208.99	CLEARED	C	7/25/2024

COMPANY: 999 - POOLED CASH FUND
ACCOUNT: 1010 CASH - POOLED
TYPE: All
STATUS: All
FOLIO: All

CHECK DATE: 7/01/2024 THRU 7/31/2024
CLEAR DATE: 0/00/0000 THRU 99/99/9999
STATEMENT: 0/00/0000 THRU 99/99/9999
VOIDED DATE: 0/00/0000 THRU 99/99/9999
AMOUNT: 0.00 THRU 999,999,999.99
CHECK NUMBER: 000000 THRU 999999

ACCOUNT	--DATE--	--TYPE--	NUMBER	-----DESCRIPTION-----	----AMOUNT---	STATUS	FOLIO	CLEAR DATE
DEPOSIT:								
1010	7/25/2024	DEPOSIT		CREDIT CARD 7/25/2024	2,174.03	CLEARED	C	7/26/2024
1010	7/25/2024	DEPOSIT	000001	CREDIT CARD 7/25/2024	1,166.79	CLEARED	C	7/26/2024
1010	7/25/2024	DEPOSIT	000002	CREDIT CARD 7/25/2024	1,178.80	CLEARED	C	7/26/2024
1010	7/25/2024	DEPOSIT	000003	CREDIT CARD 7/25/2024	498.28	CLEARED	C	7/30/2024
1010	7/25/2024	DEPOSIT	000004	REGULAR DAILY POST 7/25/2024	375.45	CLEARED	C	7/26/2024
1010	7/26/2024	DEPOSIT		CREDIT CARD 7/26/2024	1,284.55	CLEARED	C	7/29/2024
1010	7/26/2024	DEPOSIT	000001	CREDIT CARD 7/26/2024	1,703.81	CLEARED	C	7/29/2024
1010	7/26/2024	DEPOSIT	000002	CREDIT CARD 7/26/2024	164.87	CLEARED	C	7/29/2024
1010	7/26/2024	DEPOSIT	000003	CREDIT CARD 7/26/2024	818.50	CLEARED	C	7/31/2024
1010	7/26/2024	DEPOSIT	000004	REGULAR DAILY POST 7/26/2024	931.45	CLEARED	C	7/29/2024
1010	7/26/2024	DEPOSIT	072624	5-70-7204 EXPENSES	93,720.00	CLEARED	G	7/26/2024
1010	7/29/2024	DEPOSIT		CREDIT CARD 7/29/2024	796.51	CLEARED	C	7/30/2024
1010	7/29/2024	DEPOSIT	000001	CREDIT CARD 7/29/2024	517.39	CLEARED	C	7/31/2024
1010	7/29/2024	DEPOSIT	000002	CREDIT CARD 7/29/2024	584.53	CLEARED	C	7/31/2024
1010	7/29/2024	DEPOSIT	000003	CREDIT CARD 7/29/2024	722.93	CLEARED	C	7/30/2024
1010	7/29/2024	DEPOSIT	000004	CREDIT CARD 7/29/2024	875.57	CLEARED	C	7/30/2024
1010	7/29/2024	DEPOSIT	000005	CREDIT CARD 7/29/2024	100.24	CLEARED	C	7/31/2024
1010	7/29/2024	DEPOSIT	000006	CREDIT CARD 7/29/2024	296.11	CLEARED	C	7/31/2024
1010	7/29/2024	DEPOSIT	000007	CREDIT CARD 7/29/2024	319.60	CLEARED	C	8/01/2024
1010	7/29/2024	DEPOSIT	000008	REGULAR DAILY POST 7/29/2024	5,880.29	CLEARED	C	7/30/2024
1010	7/30/2024	DEPOSIT		CREDIT CARD 7/30/2024	2,080.78	CLEARED	C	7/31/2024
1010	7/30/2024	DEPOSIT	000001	CREDIT CARD 7/30/2024	67.76	CLEARED	C	7/31/2024
1010	7/30/2024	DEPOSIT	000002	CREDIT CARD 7/30/2024	90.33	CLEARED	C	8/01/2024
1010	7/30/2024	DEPOSIT	000003	CREDIT CARD 7/30/2024	203.95	CLEARED	C	8/02/2024
1010	7/30/2024	DEPOSIT	000004	REGULAR DAILY POST 7/30/2024	681.62	CLEARED	C	7/31/2024
1010	7/31/2024	DEPOSIT		CREDIT CARD 7/31/2024	1,381.43	CLEARED	C	8/01/2024
1010	7/31/2024	DEPOSIT	000001	CREDIT CARD 7/31/2024	265.48	CLEARED	C	8/01/2024
1010	7/31/2024	DEPOSIT	000002	CREDIT CARD 7/31/2024	737.00	CLEARED	C	8/05/2024
1010	7/31/2024	DEPOSIT	000003	REGULAR DAILY POST 7/31/2024	1,222.61	CLEARED	C	8/01/2024
EFT:								
1010	7/19/2024	EFT	000012	CHRISTOPER V. LARSEN	12,974.96CR	CLEARED	A	7/22/2024
1010	7/26/2024	EFT	072624	CalPERS UAL 26384 FY 24-25	2,497.00CR	CLEARED	G	7/29/2024
1010	7/26/2024	EFT	072625	CalPERS UAL 1739 FY 24-25	149,888.00CR	CLEARED	G	7/29/2024
MISCELLANEOUS:								
1010	7/12/2024	MISC.		PAYROLL DIRECT DEPOSIT	35,282.38CR	CLEARED	P	7/12/2024
1010	7/26/2024	MISC.		PAYROLL DIRECT DEPOSIT	36,810.50CR	CLEARED	P	7/26/2024
SERVICE CHARGE:								
1010	7/03/2024	SERV-CHG		JUNE CHASE FEES	581.03CR	CLEARED	G	7/03/2024
1010	7/03/2024	SERV-CHG	000001	JUNE CHASE BANK FEES	3,788.98CR	CLEARED	G	7/03/2024
1010	7/05/2024	SERV-CHG		JUNE AMX FEES	42.00CR	CLEARED	G	7/05/2024
1010	7/16/2024	SERV-CHG		JUNE ACCOUNT ANALYSIS FEES	327.94CR	CLEARED	G	7/16/2024

COMPANY: 999 - POOLED CASH FUND
 ACCOUNT: 1010 CASH - POOLED
 TYPE: All
 STATUS: All
 FOLIO: All

CHECK DATE: 7/01/2024 THRU 7/31/2024
 CLEAR DATE: 0/00/0000 THRU 99/99/9999
 STATEMENT: 0/00/0000 THRU 99/99/9999
 VOIDED DATE: 0/00/0000 THRU 99/99/9999
 AMOUNT: 0.00 THRU 999,999,999.99
 CHECK NUMBER: 000000 THRU 999999

ACCOUNT	--DATE--	--TYPE--	NUMBER	-----DESCRIPTION-----	----AMOUNT----	STATUS	FOLIO	CLEAR DATE	
TOTALS FOR ACCOUNT 1010				CHECK	TOTAL:				1,319,325.67CR
				DEPOSIT	TOTAL:				1,166,154.59
				INTEREST	TOTAL:				0.00
				MISCELLANEOUS	TOTAL:				72,092.88CR
				SERVICE CHARGE	TOTAL:				4,739.95CR
				EFT	TOTAL:				165,359.96CR
				BANK-DRAFT	TOTAL:				31,887.46CR
TOTALS FOR POOLED CASH FUND				CHECK	TOTAL:				1,319,325.67CR
				DEPOSIT	TOTAL:				1,166,154.59
				INTEREST	TOTAL:				0.00
				MISCELLANEOUS	TOTAL:				72,092.88CR
				SERVICE CHARGE	TOTAL:				4,739.95CR
				EFT	TOTAL:				165,359.96CR
				BANK-DRAFT	TOTAL:				31,887.46CR



MEMO

To: Board of Directors
From: Trish Wilkinson, Accounting Supervisor
Date: August 13, 2024
RE: Accounting Supervisor's Report July 2024

Finance

Transfer In/Out

- 07/03/2024 Transferred \$235,112 for Water Reliability Expenses 5-70-7204 FYE 6/30/2024
OUT Water CIP Fund 320-1130 (Money Market)
IN Water Enterprise Fund 130-1010 (Checking)
- 07/11/2024 Transferred \$50,000 for Fund 130 Operation Expenses
OUT Water Enterprise Fund 130-1130 (Money Market)
IN Water Enterprise Fund 130-1010 (Checking)
- 07/11/2024 Transferred \$1,939.11 for Fund 215 Administrative Expenses
OUT Sewer Bond Fund 215-1130 (Money Market)
IN Sewer Bond Fund 215-1010 (Checking)
- 07/17/2024 Transferred \$278,000 for Water Reliability Expenses 5-70-7204 FYE 6/30/2024
OUT Water CIP Fund 320-1130 (Money Market)
IN Water CIP Fund 320-1010 (Checking)
- 07/26/2024 Transfer \$93,720.00 for Water Reliability Expenses 5-70-7204 6/30/2024
OUT Water CIP Fund 320-1130 (Money Market)
IN Water Enterprise Fund 130-1010 (Checking)

Other

Smith & Newell CPA's on-site visit August 28, 29 & 30, 2024

Annual Expenses paid in July:

SDRMA Property/Liability Insurance	5-00-5074	\$305,201.97
SDRMA Workers Comp	5-00-5024	\$ 58,463.33
CalPERS Unfunded Accrued Liabilities	5-10/5-30-5021	\$152,385.00
Maint Bldg & Grounds	5-00-5155	\$ 25,439.24
Unbudgeted weed abatement expense formerly performed by Konocti Crew		




Hidden Valley Lake Community Services District Projects Update Report July / August 2024

Backup Power Reliability Project

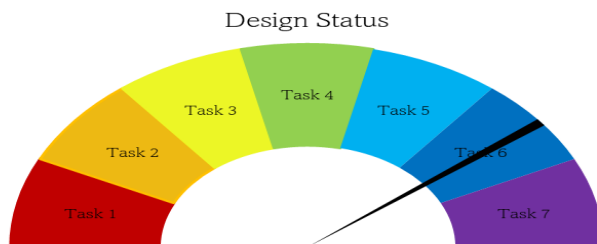
Quarterly reporting
 8/24 Fence in progress
 9/11 MTS
 9/24, 9/30 Estimated Generator arrival
 Increase request
 11/24 Load Bank Arrival



Expense Pd.	Request Date	Request Amt	NOP Amt	Warrant	Difference
Q3 2022	10/15/2022	\$370.62	\$250.14	01/31/2023	108 Days
Q4 2022	01/10/2023	\$2,240.97	\$1,512.45	02/14/2023	35 Days
Q1 2023	4/7/2023	\$3,397.21	\$2,292.81	05/05/2023	28 Days
Q2 2023	7/10/2023	\$45,239.00	\$30,532.25	09/07/2023	59 Days
Q3 2023	10/11/2023	\$65,053.91	\$43,905.54	11/16/2023	36 Days
Q4 2023	1/9/2024	\$10,990.76	\$7,417.77	2/7/24	28 Days
Q1 2024	4/15/2024	\$29,933.17	\$20,202.19	6/3/24	52 Days
Q2 2024	7/13/2024	\$295,364.62			



- 1 Agency Coordination
- 2 Survey, permitting
- 3 Mobilization
- 4 Site prep
- 5 Demo, Ret Wall
- 6 Install Equip, fence
- 7 Paving, closeout



Defensive Space and Ignition Resistant Construction Project

1/9 FEMA RFI
 1/19 FEMA RFI response
 2/7 FEMA RFI additional documentation response
 Bid specification review
 4/17 Quarterly reporting
 6/4 Notice of Payment



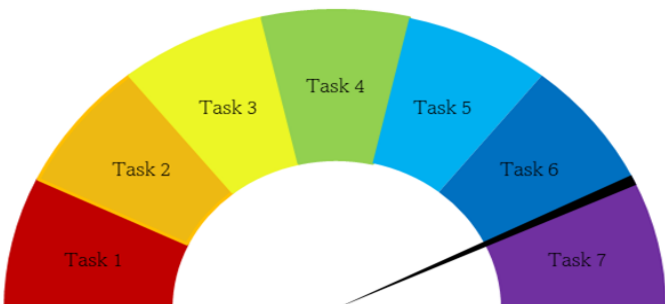
Wellfield

Expense Pd.	Request Date	Request Amt.	NOP Amt.	Warrant	Difference
Q3 2022	10/06/2022	\$2,501.64	\$1,688.38	01/23/2023	109 Days
Q4 2022	01/10/2023	\$3,981.15	\$2,686.92	02/03/2023	24 Days
Q1 2023	04/10/2023	\$100,002.50	\$67,492.69	05/05/2023	25 Days
Q2 2023	7/10/2023	\$166,307.65	\$112,242.70	9/11/2023	63 Days
Q3 2023	9/18/2023	\$81,422.72	\$46,964.72	10/20/2023	32 Days
Q4 2023	1/24/2024	\$0	\$0		
Q1 2024	4/16/2024	\$0			
Q2 2024	7/18/2024	\$0			



Little Peak Vegetation

Design Status



- Task 1: Geotechnical and Survey Field Work
- Task 2: Geotechnical Report
- Task 3: 35% Engineering Design Package
- Task 4: 65% Engineering Design Package
- Task 5: 95% PS&E
- Task 6: CEQA Initial Study/Mitigated Negative Declarations
- Task 7: Bidding Support



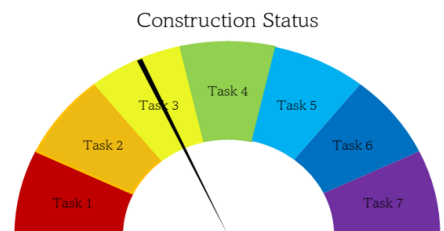
Water System Storage Reliability Project

Electrical undergrounding discussion	8/6 Electric undergrounded
Excavation discussion	8/12 Tank 9a tie-in
Quarterly Reports	8/14 Tank 9 Demo
Differing site conditions	Tank 9b site prep
Outlet piping	
Work change directives	
Conduct investigation	

Expense Pd.	Request Date	Request Amt.	NOP Amt.	Warrant	Difference
Pre-Award	10/21/2022	\$19,076.17	\$12,876.41	12/02/2022	42 Days
Q3 2022	10/21/2022	\$4,350.45	\$2,936.55	12/02/2022	42 Days
Q4 2022	01/06/2023	\$15,995.73	\$10,594.62	01/23/2023	17 Days
Q1 2023	04/11/2023	\$64,128.44	\$43,286.70	05/05/2023	24 Days
Q2 2023	7/10/2023	\$75,689.98	\$52,496.74	9/5/2023	57 Days
Q3 2023	10/10/2023	\$56,763.22	\$38,315.17	11/6/2023	27 Days
Q4 2023	1/9/2024	\$574,334.17	\$387,675.56	2/7/2024	28 Days
Q1 2024	4/15/2024	\$257,399.71	\$173,744.80	6/3/2024	52 Days
Q2 2024	7/14/2024	\$813,162.61	\$548,884.76		



- 1 Mobilization/Veg Mgmt
- 2 Grading, Piping, Fence
- 3 Tank 9A Construction
- 4 Tank 9 Demolition
- 5 Tank 9B Construction
- 6 Paving
- 7 Closeout



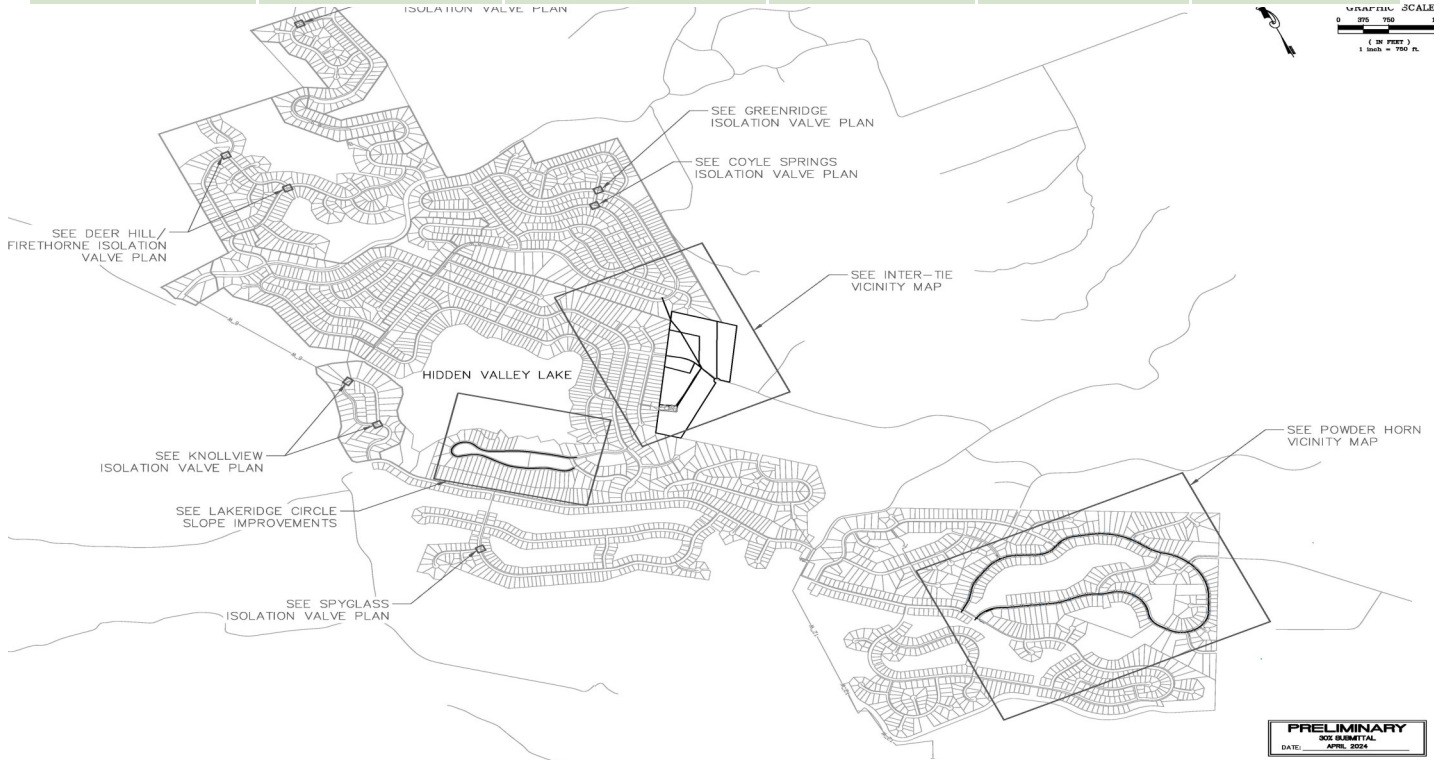


Water Distribution Reliability Project

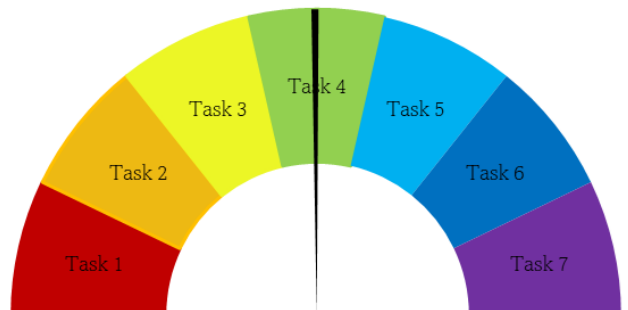
- 6/7-6/11 Continued environmental assessments
- Topology survey
- Quarterly reporting
- Design, Subapplication development



Expense Pd.	Request Date	Request Amt.	NOP Amt.	Warrant	Difference
Q4 2022	01/10/2023	\$1,450.49	\$978.95	02/14/2023	35 Days
Q1 2023	04/08/2023	\$34,543.03	\$23,313.44	05/05/2023	27 Days
Q2 2023	7/10/2023	\$46,174.40	\$31,163.56	09/11/2023	63 days
Q3 2023	10/11/2023	\$44,243.75	\$29,860.55	11/6/2023	26 days
Q4 2023	1/10/2024	\$43,584.34	\$29,415.51	2/7/24	28 days
Q1 2024	4/15/2024	\$28,893.99	\$18,470.76	6/3/24	49 days
Q2 2024	7/14/2024	\$76,738.03			



- Task 1: Kick-off Mtg, Field Review, and Topographic Survey
- Task 2: Geotechnical Study and Seismic Hazard Assessment
- Task 3: Environmental Investigations and Document Prep.
- Task 4: 30% Engineering Design Package
- Task 5: 65% Engineering Design Package
- Task 6: Benefit Cost Analysis
- Task 7: Final Project Reports and Memorandum





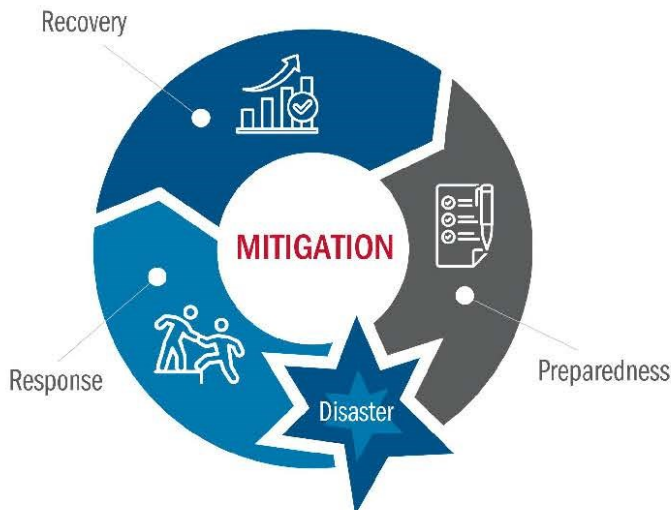
LHMP Update Project

- Quarterly Reporting
- Risk & Vulnerability assessment
- 7/11/24 HMPC & Public meeting #2
- Follow-up data requests
- 9/18-19/24 HMPC (Mitigation Strategy) Meeting

Expense Pd.	Request Date	Request Amt.	NOP Amt.	Warrant	Difference
Pre Award	7/14/2024	\$1,680.73	\$1,108.15		
Q1 2024	7/14/2024	\$3,871.45	\$2,552.56		
Q2 2024	7/14/2024	\$23,269.32			



*Hidden Valley Lake
Community Services District
Local Hazard Mitigation Plan
March 2020*





Other Project Updates

FLASHES

- 6/27 Ad Hoc (AM), Special Meeting (PM) for director approval of application
- 6/28 Application submitted, deadline delayed
- 7/1 Re-submitted application
- 8/1 RFI response
- 8/5 PGE Technical consult (see attached)

SCADA

- 5/17 USBR Application submitted

Stormwater Mitigation

- 7/15 APGP program discontinued

Non-functioning turf

- Researching funding opportunities

EV Fleet

- Researching funding opportunities

Alyssa Gordon

From: Day, Michael <michael.day@trane.com>
Sent: Monday, August 5, 2024 2:55 PM
To: Perry, Dean; Clay, Tom; Alyssa Gordon; Benjamin Rickelman; Matthew Rothstein
Cc: Brown, Johnny; Walker, Douglas
Subject: MIP Update

Follow Up Flag: Follow up
Flag Status: Flagged

Dear Colleagues,

I just finished a pretty good call with PG&E with the MIP staff. Here are the top level notes

1. The process is going slower than they had hoped.
 - a. There is likely to be a second, and possibly even a third “cure” cycle.
 - b. No word on whether we will have anything in those cure cycles
 - c. they are now anticipating notification of awards in October.
2. Our application
 - a. all three of our applications look pretty good
 - b. we significantly exceed the required number of critical facilities to qualify for maximum points
 - c. all of the electrical issues that were raised in the last couple of weeks were adequately addressed by our responses
3. Competition
 - a. PG&E received more requests for funding than they had dollars for this tranche, so there will be some level of competitiveness.
 - b. Our applications are, by far, the largest applications that the program has received across effectively every metric: KW, critical facilities covered, customers covered, etcetera. While this is not determinative it is extremely helpful because keeping our projects in the bucket of projects that receive an award makes the metrics of the entire program look better.
 - c. We are amongst the most technically competent of the applicants, with some having difficulty answering even simple questions. This is again a qualitative benefit to our applications as PG&E staff would much rather work with counterparties who are technically competent than the opposite.
4. Development grants.
 - a. Processing of the development grant checks is running slower than anticipated,
 - b. We should expect them towards the end of September.
5. 2nd tranche.
 - a. The application window for the 2nd tranche of MIP funding is likely being pushed to second quarter next year.

Overall, I think we continue to look very good, but it's just going to be a long time before we hear.

Michael Day
Advanced Energy Program Lead
Trane Technologies
4145 Delmar Avenue, Rocklin CA 95677
(916) 660-3464

Michael.Day@trane.com
www.trane.com