



**Hidden Valley Lake Community Services District
Regular Board Meeting
Tuesday, May 16, 2023 – 7:00 PM
19400 Hartmann Road, Hidden Valley Lake, CA.**

To join the meeting by teleconference, go to www.hvcsd.org select the May 16, 2023, Regular Board Meeting and select the Microsoft teams link, select open Microsoft teams, select join now.

This meeting is being recorded for live streaming and broadcasting purposes.

- 1) **CALL TO ORDER**
- 2) **PLEDGE OF ALLEGIANCE**
- 3) **ROLL CALL**
- 4) **APPROVAL OF AGENDA**
- 5) **CONSENT CALENDAR**
 - A. **MINUTES**: Approval of the April 12, 2023, Finance Committee Meeting Minutes
 - B. **MINUTES**: Approval of the April 18, 2023, Regular Board of Directors Meeting Minutes.
 - C. **MINUTES**: Approval of the April 26, 2023, Personnel Committee Meeting Minutes
 - C. **DISBURSEMENTS**: Check #001614 - #001706 including drafts and payroll for a total of \$541,680.22.
- 6) **BOARD COMMITTEE REPORTS** (for information only, no action anticipated)
 - Finance Committee
 - Personnel Committee
 - Emergency Preparedness Committee
 - Lake Water Use Agreement-Ad Hoc Committee
 - Trane Ad-Hoc Committee
 - Valley Oaks Project Sub-Committee
- 7) **BOARD LIST OF PRIORITIES**:
 - Underground Infrastructure – Water Mainlines
 - I&I
 - Tank 9
 - Generators
 - SCADA
- 8) **STAFF REPORTS** (for information only, no action anticipated)
 - Financial Report
 - Administration/Customer Service Report
 - ACWA State Legislative Committee
 - Field Operations Report

Projects Update
General Managers Report

- 9) **DISCUSSION AND POSSIBLE ACTION:** Review FY 2023-2024 Draft Budget
- 10) **DISCUSSION AND POSSIBLE ACTION:** Authorize the General Manager to Engage NHA Advisors in the Pursuit of Bond Financing
- 11) **PUBLIC COMMENT**
- 12) **BOARD MEMBER COMMENT**
- 13) **ADJOURN**

Public records are available upon request. Board Packets are posted on our website at www.hvlcsd.org/meetings . In compliance to the Americans with Disabilities Act, if you need special accommodations to participate in or attend the meeting, please contact the District Office at 987-9201 at least 48 hours prior to the scheduled meeting. Members of the public shall be given the opportunity to comment on each agenda item before the Governing Board acts on that item, G.C. 54953.3. All other comments will be taken under Public Comment.



**HIDDEN VALLEY LAKE COMMUNITY SERVICES DISTRICT
FINANCE COMMITTEE
Tuesday April 12, 2023 – 12:30 P.M.
Meeting Minutes**

The Hidden Valley Lake Community Services District Finance Committee was conducted in the District Boardroom at 19400 Hartmann Road, Hidden Valley Lake, California.

Present were:

Director Jim Freeman

Director Gary Graves

Dennis White, General Manager (Arrived after Roll Call)

Penny Cuadras, Administrative Services Manager

Trish Wilkinson, Accounting Supervisor

Alyssa Gordon, Project Manager

Jacob Lampert, CivicSpark Fellow Via Teleconference

CALL TO ORDER

The meeting was called to order at 12:31 p.m. by Director Graves.

APPROVAL OF AGENDA

Motion by Director Freeman to approve the Tuesday, April 12, 2023, Finance Committee agenda as presented. Seconded by Director Graves

Roll Call:

Ayes: (2) Directors Graves, and Freeman

Nays: (0)

Abstain: (0)

Absent: (0)

Tuesday, April 12, 2023, Finance Committee Agenda approved by roll call vote.

REVIEW AND POSSIBLE RECOMMENDATION:

Monthly Financial Reports & Disbursements

The Committee reviewed and discussed the financial reports for the period ending March 31, 2023. Staff addressed inquiries as presented by the committee.

REVIEW AND POSSIBLE RECOMMENDATION:

Draft FY 2023-2024 Budget

The Committee reviewed individual line items of the Draft Proposed 2023-2023 Budget. The Committee will conduct the final review at the May committee meeting.

REVIEW AND POSSIBLE RECOMMENDATION:

Projects Update

Updates provided by Jacob Lampert, CivicSpark Fellow; all inquiries addressed as presented by the committee.

DISCUSSION AND POSSIBLE RECOMENDATION:

Approve the General Manager to Purchase of an Automatic Chlorine Shutoff System

Committee Recommendation to the Board: Approve the General Manager to Purchase an Automatic Chlorine Shutoff System pending additional cost comparison and a breakdown of installation and software from Telstar.

DISCUSSION AND POSSIBLE RECOMMENDATION:

Approve the General Manager to proceed with the lining of Tank 1-A

Staff to provide additional bids for lining of the tank and cost analysis of concrete, welded and bolted steel tanks. No recommendation.

PUBLIC COMMENT

No Public Comment

COMMITTEE MEMBER COMMENT

Directors Freeman and Graves thanked staff for the good work on the budget and starting the budget process early.

ADJOURNMENT

Motion by Director Freeman to adjourn the meeting at 1:42 p.m. Seconded by Director Graves

Motion carried to adjourn the meeting at 1:42 p.m.



**HIDDEN VALLEY LAKE COMMUNITY SERVICES DISTRICT
BOARD OF DIRECTORS MEETING MINUTES
MEETING DATE: Tuesday, April 18, 2023– 7:00 PM**

The Regular Meeting of the Hidden Valley Lake Community Services District (District) Board of Directors was conducted in the District Boardroom at 19400 Hartmann Road Hidden Valley Lake, California.

Directors Present:

Director Claude Brown, President
Director Sean Millerick, Vice President
Director Gary Graves
Director Jim Freeman
Director Jim Lieberman

Staff Present:

Dennis White, General Manager,
Penny Cuadras, Administrative Services Manager
Trish Wilkinson, Accounting Supervisor
Alyssa Gordon, Project Manager

Via Teleconference

Jacob Lampert, CivicSpark Fellow

CALL TO ORDER

The meeting was called to order at 7:00 p.m. by Director Brown.

APPROVAL OF AGENDA

Motion by Director Lieberman to approve the February 21, 2023, Regular Board Agenda.
Seconded by Director Millerick.

Roll Call Vote:

AYES: (5) Directors, Graves, Freeman, Lieberman, Millerick and Brown

NAYS: (0)

ABSTAIN: (0)

ABSENT: (0)

Motion carries to approve the April 18, 2023, Regular Board Agenda.

CONSENT CALENDAR

Moved by Director Freeman and seconded by Director Lieberman to approve the Consent Calendar as presented as written.

- A. MINUTES:** Approval of the March 15, 2023, Finance Committee Meeting Minutes.
- B. MINUTES:** Approval of the March 21, 2023, Regular Board of Directors Meeting Minutes.
- C. DISBURSEMENTS:** Check #1560 - #1613 including drafts and payroll for a total of \$614,539.32.

No Further Discussion.

No Public Comment.

Roll Call Vote:

AYES: (5) Directors, Graves, Freeman, Lieberman, Millerick and Brown

NAYS: (0)

ABSTAIN: (0)

ABSENT: (0)

Motion Carries to approve the Consent Calendar as presented.

BOARD COMMITTEE REPORTS

Finance Committee: Met 4/26 reviewed draft budget and other items as agendized.

Personnel Committee: Scheduled to meet 4/26.

Emergency Preparedness Committee: Have not met.

Lake Water Use Agreement-Ad Hoc Committee: Have not met.

Valley Oaks Sub-Committee: Have not met.

Trane Energy Resilience Ad Hoc Committee: Have not met.

STAFF REPORTS

Financial Report: No discussion

Administration/Customer Services Report: Inquiries addressed by staff.

Field Operation Report: No Discussion

ACWA State Legislative Committee: No Discussion

Projects Update: Update provided by Jacob Lampert, CivicSpark Fellow

General Manager Report: The General Manager discussed items in his report and responded to all inquiries.

DISCUSSION AND POSSIBLE ACTION:

Acceptance of Improvement for the North Shore Court Sewer Rehab Project and Approval of Resolution 2023-02 Authorizing Notice of Completion.

Motion by Director Millerick to Accept the Improvement for the North Shore Court Sewer Rehab Project and Approve Resolution 2023-02 Authorizing Notice of Completion. Seconded by Director Graves.

No further Discussion

No Public Comment

Roll Call Vote:

AYES: (5) Directors Graves, Freeman, Lieberman, Millerick and Brown

NAYS: (0)

ABSTAIN: (0)

ABSENT: (0)

Motion Carries to Accept the Improvement for the North Shore Court Sewer Rehab Project and Approve Resolution 2023-02 Authorizing Notice of Completion

DISCUSSION AND POSSIBLE ACTION:

Approve the General Manager to Purchase of an Automatic Chlorine Shutoff System

Tabled, Board directed Staff to provide breakdown of cost for installation and software from Telstar and additional bids for consideration.



**HIDDEN VALLEY LAKE COMMUNITY SERVICES DISTRICT
PERSONNEL COMMITTEE
Wednesday, April 26, 2023 – 8:30 A.M.
Meeting Minutes**

The Hidden Valley Lake Community Services District Personnel Committee met at the district office located at 19400 Hartmann Road, Hidden Valley Lake, California.

Present were:

Director Claude Brown

Dennis White, General Manager

Penny Cuadras, Administrative Services Manager

Absent:

Director Sean Millerick

CALL TO ORDER

The meeting was called to order at 8:30 a.m. by Director Brown.

APPROVAL OF AGENDA

Director Brown moved to approve the April 26, 2023 Personnel Committee agenda as presented.

REVIEW AND POSSIBLE RECOMMENDATION:

Proposed 7% Salary Adjustment

Committee Recommendation: Approve a 7% Salary Adjustment

REVIEW AND POSSIBLE RECOMMENDATION:

Proposed Realignment of Field Staff

Committee Recommendation: Approve Proposed Realignment of Field Staff

PUBLIC COMMENT

No Public Comment

COMMITTEE MEMBER COMMENT

No Committee Member Comment

ADJOURNMENT

Director Brown moved to adjourn the meeting at 9:16 a.m.

VENDOR SET: 01 Hidden Valley Lake
VENDOR CLASS(ES): ALL CLASSES

REPORTING FUND NO#: 120 SEWER ENTERPRISE FUN

SORTED BY FUND

VENDOR	NAME	NO# INVOICES	TOTAL AMOUNT	1099	G/L ACCT NO#	G/L NAME	G/L AMOUNT
01-11	STATE OF CALIFORNIA	EDD		N		FUND TOTAL FOR VENDOR	993.42
01-1392	MEDIACOM			N		FUND TOTAL FOR VENDOR	251.52
01-1579	SOUTH LAKE REFUSE & RECYC			N		FUND TOTAL FOR VENDOR	278.00
01-1621	POWER INDUSTRIES, INC			N		FUND TOTAL FOR VENDOR	361.26
01-1705	SPECIAL DISTRICT RISK MAN			N		FUND TOTAL FOR VENDOR	22,161.23
01-1722	US DEPARTMENT OF THE TREA			N		FUND TOTAL FOR VENDOR	3,515.93
01-1751	USA BLUE BOOK			N		FUND TOTAL FOR VENDOR	3,589.20
01-1961	ACWA/JPIA			N		FUND TOTAL FOR VENDOR	659.45
01-21	CALIFORNIA PUBLIC EMPLOYE			N		FUND TOTAL FOR VENDOR	6,481.72
01-2111	DATAPROSE, LLC			N		FUND TOTAL FOR VENDOR	1,846.85
01-2195	TELSTAR INSTRUMENTS			N		FUND TOTAL FOR VENDOR	2,537.50
01-2283	ARMED FORCE PEST CONTROL,			N		FUND TOTAL FOR VENDOR	102.50
01-2427	GRANITE CONSTRUCTION			N		FUND TOTAL FOR VENDOR	1,003.82
01-2538	HARDESTER'S MARKETS & HAR			N		FUND TOTAL FOR VENDOR	112.98
01-2585	TYLER TECHNOLOGY			N		FUND TOTAL FOR VENDOR	2,551.40
01-2598	VERIZON WIRELESS			N		FUND TOTAL FOR VENDOR	627.02
01-2648	B & G TIRES OF MIDDLETOWN			N		FUND TOTAL FOR VENDOR	10.00
01-2672	ADTS, INC			N		FUND TOTAL FOR VENDOR	356.75
01-2685	LAYNE PAVING & TRUCKING,			N		FUND TOTAL FOR VENDOR	89.72
01-2699	MICHELLE HAMILTON			N		FUND TOTAL FOR VENDOR	1,197.50
01-2788	GHD			N		FUND TOTAL FOR VENDOR	3,746.62
01-2816	CARDMEMBER SERVICE			N		FUND TOTAL FOR VENDOR	4,036.23
01-2820	ALPHA ANALYTICAL LABORATO			N		FUND TOTAL FOR VENDOR	4,430.00
01-2823	GARDENS BY JILLIAN			N		FUND TOTAL FOR VENDOR	100.00
01-2825	NATIONWIDE RETIREMENT SOL			N		FUND TOTAL FOR VENDOR	1,399.99
01-2842	COASTLAND CIVIL ENGINEERI			N		FUND TOTAL FOR VENDOR	6,030.63
01-2860	WESTGATE PETROLEUM CO., I			N		FUND TOTAL FOR VENDOR	1,435.35

VENDOR SET: 01 Hidden Valley Lake

VENDOR CLASS(ES): ALL CLASSES

REPORTING FUND NO#: 120 SEWER ENTERPRISE FUN

SORTED BY FUND

VENDOR	NAME	NO# INVOICES	TOTAL AMOUNT	1099	G/L ACCT NO#	G/L NAME	G/L AMOUNT
01-2880	MIDDLETOWN COPY & PRINT			N		FUND TOTAL FOR VENDOR	91.16
01-2909	STREAMLINE			N		FUND TOTAL FOR VENDOR	100.00
01-2914	RAY MORGAN COMPANY			N		FUND TOTAL FOR VENDOR	125.62
01-2917	AT&T MOBILITY			N		FUND TOTAL FOR VENDOR	45.41
01-2926	THATCHER COMPANY, INC.			N		FUND TOTAL FOR VENDOR	3,082.70
01-2945	APPLIED TECHNOLOGY SOLUTI			N		FUND TOTAL FOR VENDOR	1,064.18
01-2950	AFLAC			N		FUND TOTAL FOR VENDOR	107.94
01-2951	JENFITCH, LLC			N		FUND TOTAL FOR VENDOR	7,696.04
01-3022	WELLS FARGO FINANCIAL LEA			N		FUND TOTAL FOR VENDOR	183.95
01-3023	JL MECHANICAL			N		FUND TOTAL FOR VENDOR	3,760.54
01-3027	DONNA MAHONEY			N		FUND TOTAL FOR VENDOR	39.30
01-3039	PIAZZA CONSTRUCTION			N		FUND TOTAL FOR VENDOR	25,815.80
01-3050	ALESHIRE & WYNDER, LLP			N		FUND TOTAL FOR VENDOR	2,052.75
01-3051	DEMARCO DESIGN			N		FUND TOTAL FOR VENDOR	97.50
01-3054	SMALLCOMB, LISA			N		FUND TOTAL FOR VENDOR	22.92
01-3061	ODP BUSINESS SOLUTIONS, L			N		FUND TOTAL FOR VENDOR	336.41
01-3069	OGRAM'S LOCKSMITH			N		FUND TOTAL FOR VENDOR	27.00
01-3071	BARTKIEWICZ, KRONICK & SH			N		FUND TOTAL FOR VENDOR	750.00
01-3085	WEST YOST & ASSOCIATES, I			N		FUND TOTAL FOR VENDOR	5,421.75
01-3086	CLEARLAKE PAPER SUPPLY			N		FUND TOTAL FOR VENDOR	79.48
01-3087	SERVICO BUILDING MAINTENA			N		FUND TOTAL FOR VENDOR	1,066.67
01-8	AT&T			N		FUND TOTAL FOR VENDOR	505.05
01-9	PACIFIC GAS & ELECTRIC CO			N		FUND TOTAL FOR VENDOR	8,733.53
*** FUND TOTALS ***							131,112.29

VENDOR SET: 01 Hidden Valley Lake
VENDOR CLASS(ES): ALL CLASSES

REPORTING FUND NO#: 130 WATER ENTERPRISE FUN

SORTED BY FUND

VENDOR	NAME	NO# INVOICES	TOTAL AMOUNT	1099	G/L ACCT NO#	G/L NAME	G/L AMOUNT
01-1	MISCELLANEOUS VENDOR			N		FUND TOTAL FOR VENDOR	1,455.51
01-11	STATE OF CALIFORNIA EDD			N		FUND TOTAL FOR VENDOR	976.90
01-1392	MEDIACOM			N		FUND TOTAL FOR VENDOR	251.53
01-1579	SOUTH LAKE REFUSE & RECYC			N		FUND TOTAL FOR VENDOR	277.99
01-1621	POWER INDUSTRIES, INC			N		FUND TOTAL FOR VENDOR	361.26
01-1659	WAGNER & BONSIGNORE CCE			N		FUND TOTAL FOR VENDOR	60.46
01-1705	SPECIAL DISTRICT RISK MAN			N		FUND TOTAL FOR VENDOR	22,161.20
01-1722	US DEPARTMENT OF THE TREA			N		FUND TOTAL FOR VENDOR	3,496.47
01-1751	USA BLUE BOOK			N		FUND TOTAL FOR VENDOR	1,080.12
01-1961	ACWA/JPIA			N		FUND TOTAL FOR VENDOR	659.44
01-21	CALIFORNIA PUBLIC EMPLOYE			N		FUND TOTAL FOR VENDOR	6,395.15
01-2111	DATAPROSE, LLC			N		FUND TOTAL FOR VENDOR	1,846.85
01-2195	TELSTAR INSTRUMENTS			N		FUND TOTAL FOR VENDOR	2,537.50
01-2283	ARMED FORCE PEST CONTROL,			N		FUND TOTAL FOR VENDOR	102.50
01-2427	GRANITE CONSTRUCTION			N		FUND TOTAL FOR VENDOR	1,003.81
01-2538	HARDESTER'S MARKETS & HAR			N		FUND TOTAL FOR VENDOR	322.43
01-2585	TYLER TECHNOLOGY			N		FUND TOTAL FOR VENDOR	2,551.40
01-2598	VERIZON WIRELESS			N		FUND TOTAL FOR VENDOR	627.01
01-2648	B & G TIRES OF MIDDLETOWN			N		FUND TOTAL FOR VENDOR	10.00
01-2672	ADTS, INC			N		FUND TOTAL FOR VENDOR	356.75
01-2685	LAYNE PAVING & TRUCKING,			N		FUND TOTAL FOR VENDOR	89.72
01-2699	MICHELLE HAMILTON			N		FUND TOTAL FOR VENDOR	447.50
01-2702	PACE SUPPLY CORP			N		FUND TOTAL FOR VENDOR	2,119.34
01-2780	DNA RIDGE ROCK			N		FUND TOTAL FOR VENDOR	61.54
01-2788	GHD			N		FUND TOTAL FOR VENDOR	35,689.03
01-2816	CARDMEMBER SERVICE			N		FUND TOTAL FOR VENDOR	3,899.78
01-2819	SWRCB - DWOCP			N		FUND TOTAL FOR VENDOR	80.00

SORTED BY FUND

VENDOR	NAME	NO# INVOICES	TOTAL AMOUNT	1099	G/L ACCT NO#	G/L NAME	G/L AMOUNT
01-2820	ALPHA ANALYTICAL LABORATO			N		FUND TOTAL FOR VENDOR	600.00
01-2823	GARDENS BY JILLIAN			N		FUND TOTAL FOR VENDOR	100.00
01-2825	NATIONWIDE RETIREMENT SOL			N		FUND TOTAL FOR VENDOR	1,400.01
01-2842	COASTLAND CIVIL ENGINEERI			N		FUND TOTAL FOR VENDOR	19,624.31
01-2860	WESTGATE PETROLEUM CO., I			N		FUND TOTAL FOR VENDOR	1,435.33
01-2878	BADGER METER			N		FUND TOTAL FOR VENDOR	1,280.71
01-2880	MIDDLETOWN COPY & PRINT			N		FUND TOTAL FOR VENDOR	91.17
01-2909	STREAMLINE			N		FUND TOTAL FOR VENDOR	100.00
01-2914	RAY MORGAN COMPANY			N		FUND TOTAL FOR VENDOR	125.62
01-2917	AT&T MOBILITY			N		FUND TOTAL FOR VENDOR	45.40
01-2945	APPLIED TECHNOLOGY SOLUTI			N		FUND TOTAL FOR VENDOR	1,064.18
01-2950	AFLAC			N		FUND TOTAL FOR VENDOR	107.94
01-3018	HANNAH DAVIDSON			N		FUND TOTAL FOR VENDOR	145.00
01-3022	WELLS FARGO FINANCIAL LEA			N		FUND TOTAL FOR VENDOR	183.96
01-3023	JL MECHANICAL			N		FUND TOTAL FOR VENDOR	3,760.54
01-3027	DONNA MAHONEY			N		FUND TOTAL FOR VENDOR	39.30
01-3050	ALESHIRE & WYNDER, LLP			N		FUND TOTAL FOR VENDOR	2,052.75
01-3051	DEMARCO DESIGN			N		FUND TOTAL FOR VENDOR	97.50
01-3054	SMALLCOMB, LISA			N		FUND TOTAL FOR VENDOR	22.93
01-3061	ODP BUSINESS SOLUTIONS, L			N		FUND TOTAL FOR VENDOR	336.42
01-3069	OGRAM'S LOCKSMITH			N		FUND TOTAL FOR VENDOR	27.00
01-3071	BARTKIEWICZ, KRONICK & SH			N		FUND TOTAL FOR VENDOR	750.00
01-3075	JACOB MCCLURE			N		FUND TOTAL FOR VENDOR	65.00
01-3078	CIVICWELL			N		FUND TOTAL FOR VENDOR	18,256.69
01-3081	BENNETT ENGINEERING SERVI			N		FUND TOTAL FOR VENDOR	72,995.63
01-3085	WEST YOST & ASSOCIATES, I			N		FUND TOTAL FOR VENDOR	5,421.75
01-3086	CLEARLAKE PAPER SUPPLY			N		FUND TOTAL FOR VENDOR	79.45

VENDOR SET: 01 Hidden Valley Lake

VENDOR CLASS(ES): ALL CLASSES

REPORTING FUND NO#: 130 WATER ENTERPRISE FUN

SORTED BY FUND

VENDOR	NAME	NO# INVOICES	TOTAL AMOUNT	1099	G/L ACCT NO#	G/L NAME	G/L AMOUNT
01-3087	SERVICO BUILDING MAINTENA			N		FUND TOTAL FOR VENDOR	533.33
01-8	AT&T			N		FUND TOTAL FOR VENDOR	505.04
01-9	PACIFIC GAS & ELECTRIC CO			N		FUND TOTAL FOR VENDOR	18,745.82
*** FUND TOTALS ***							238,913.97

VENDOR SET: 01 Hidden Valley Lake

VENDOR CLASS(ES): ALL CLASSES

REPORTING FUND NO#: 140 FLOOD ENTERPRISE FUN

SORTED BY FUND

VENDOR	NAME	NO# INVOICES	TOTAL AMOUNT	1099	G/L ACCT NO#	G/L NAME	G/L AMOUNT
01-9	PACIFIC GAS & ELECTRIC CO				N	FUND TOTAL FOR VENDOR	2,809.00
*** FUND TOTALS ***							2,809.00
*** REPORT TOTALS ***			372,835.26				372,835.26

G / L EXPENSE DISTRIBUTION

ACCOUNT NUMBER	ACCOUNT NAME	AMOUNT
120 2075	AFLAC	107.94
120 2088	SURVIVOR BENEFITS - PERS	13.42
120 2090	PERS PAYABLE	2,828.85
120 2091	FIT PAYABLE	2,258.42
120 2092	CIT PAYABLE	909.33
120 2093	SOCIAL SECURITY PAYABLE	20.38
120 2094	MEDICARE PAYABLE	608.29
120 2095	S D I PAYABLE	37.66
120 2099	DEFERRED COMP - 457 PLAN	1,399.99
120 5-00-5025	RETIREE HEALTH BENEFITS	1,470.84
120 5-00-5060	GASOLINE, OIL & FUEL	1,435.35
120 5-00-5061	VEHICLE MAINT	3,873.80
120 5-00-5080	MEMBERSHIP & SUBSCRIPTIONS	109.99
120 5-00-5092	POSTAGE & SHIPPING	1,126.20
120 5-00-5121	LEGAL SERVICES	2,802.75
120 5-00-5122	ENGINEERING SERVICES	3,807.25
120 5-00-5130	PRINTING & PUBLICATION	811.81
120 5-00-5135	NEWSLETTER	97.50
120 5-00-5140	RENTS & LEASES	24.47
120 5-00-5145	EQUIPMENT RENTAL	309.57
120 5-00-5148	OPERATING SUPPLIES	12,600.74
120 5-00-5150	REPAIR & REPLACE	8,264.09
120 5-00-5155	MAINT BLDG & GROUNDS	202.50
120 5-00-5156	CUSTODIAL SERVICES	2,264.17
120 5-00-5191	TELEPHONE	1,429.00
120 5-00-5192	ELECTRICITY	8,733.53
120 5-00-5193	OTHER UTILITIES	278.00
120 5-00-5194	IT SERVICES	3,088.90
120 5-00-5195	ENV/MONITORING	4,430.00

VENDOR SET: 01 Hidden Valley Lake

VENDOR CLASS(ES): ALL CLASSES

REPORTING FUND NO#: 140 FLOOD ENTERPRISE FUN

SORTED BY FUND

G/L EXPENSE DISTRIBUTION

ACCOUNT NUMBER	ACCOUNT NAME	AMOUNT
120 5-00-5315	SAFETY EQUIPMENT	349.38
120 5-10-5010	SALARIES & WAGES	319.89
120 5-10-5020	EMPLOYEE BENEFITS	7,615.98
120 5-10-5021	RETIREMENT BENEFITS	2,024.47
120 5-10-5090	OFFICE SUPPLIES	399.90
120 5-10-5170	TRAVEL MILEAGE	62.22
120 5-10-5179	ADM MISC EXPENSES	180.94
120 5-30-5010	SALARIES & WAGES	289.80
120 5-30-5020	EMPLOYEE BENEFITS	10,875.97
120 5-30-5021	RETIREMENT BENEFITS	1,614.98
120 5-30-5090	OFFICE SUPPLIES	28.80
120 5-30-5175	EDUCATION / SEMINARS	711.39
120 5-40-5010	DIRECTORS COMPENSATION	19.15
120 5-40-5020	DIRECTOR BENEFITS	5.75
120 5-40-5030	DIRECTOR HEALTH BENEFITS	3,255.32
120 5-70-7201	REGULATORY COMPLIANCE	32,065.18
120 5-70-7202	DISASTER MITIGATION	5,421.75
120 5-70-7206	RECORDS RETENTION	526.68
	** FUND TOTAL **	131,112.29
130 1052	ACCTS REC WATER USE	1,355.51
130 2075	AFLAC	107.94
130 2088	SURVIVOR BENEFITS - PERS	13.55
130 2090	PERS PAYABLE	2,798.71
130 2091	FIT PAYABLE	2,251.24
130 2092	CIT PAYABLE	892.97
130 2093	SOCIAL SECURITY PAYABLE	20.39
130 2094	MEDICARE PAYABLE	602.31
130 2095	S D I PAYABLE	37.51
130 2099	DEFERRED COMP - PLAN 457 PAYAB	1,400.01
130 5-00-5025	RETIREE HEALTH BENEFITS	1,470.84
130 5-00-5060	GASOLINE, OIL & FUEL	1,435.33
130 5-00-5061	VEHICLE MAINT	3,873.80
130 5-00-5080	MEMBERSHIP & SUBSCRIPTIONS	110.00
130 5-00-5092	POSTAGE & SHIPPING	1,126.19
130 5-00-5121	LEGAL SERVICES	2,802.75
130 5-00-5122	ENGINEERING SERVICES	3,807.23
130 5-00-5123	OTHER PROFESSIONAL SERVICES	18,317.15
130 5-00-5130	PRINTING & PUBLICATION	811.83
130 5-00-5135	NEWSLETTER	97.50
130 5-00-5140	RENT & LEASES	24.47
130 5-00-5145	EQUIPMENT RENTAL	309.58
130 5-00-5148	OPERATING SUPPLIES	1,433.53
130 5-00-5150	REPAIR & REPLACE	8,533.75
130 5-00-5155	MAINT BLDG & GROUNDS	202.50
130 5-00-5156	CUSTODIAL SERVICES	980.83
130 5-00-5191	TELEPHONE	1,428.98

VENDOR SET: 01 Hidden Valley Lake

VENDOR CLASS(ES): ALL CLASSES

REPORTING FUND NO#: 140 FLOOD ENTERPRISE FUN

SORTED BY FUND

G/L EXPENSE DISTRIBUTION

ACCOUNT NUMBER	ACCOUNT NAME	AMOUNT
130 5-00-5192	ELECTRICITY	18,745.82
130 5-00-5193	OTHER UTILITIES	277.99
130 5-00-5194	IT SERVICES	4,369.61
130 5-00-5195	ENV/MONITORING	600.00
130 5-00-5315	SAFETY EQUIPMENT	349.37
130 5-00-5505	WATER CONSERVATION	100.00
130 5-10-5010	SALARIES & WAGES	319.86
130 5-10-5020	EMPLOYEE BENEFITS	7,615.96
130 5-10-5021	RETIREMENT BENEFITS	2,024.50
130 5-10-5090	OFFICE SUPPLIES	399.89
130 5-10-5170	TRAVEL MILEAGE	62.23
130 5-10-5179	ADM MISC EXPENSES	180.94
130 5-30-5010	SALARIES & WAGES	283.57
130 5-30-5020	EMPLOYEE BENEFITS	10,875.95
130 5-30-5021	RETIREMENT BENEFITS	1,558.39
130 5-30-5063	CERTIFICATIONS	290.00
130 5-30-5090	OFFICE SUPPLIES	28.79
130 5-30-5175	EDUCATION / SEMINARS	575.00
130 5-40-5010	DIRECTORS COMPENSATION	19.10
130 5-40-5020	DIRECTOR BENEFITS	5.75
130 5-40-5030	DIRECTOR HEALTH BENEFITS	3,255.31
130 5-70-7201	REGULATORY COMPLIANCE	279.37
130 5-70-7202	DISASTER MITIGATION	5,421.75
130 5-70-7204	RELIABLE WATER SUPPLY	124,501.74
130 5-70-7206	RECORDS RETENTION	526.68
	** FUND TOTAL **	238,913.97
140 5-00-5192	ELECTRICITY	2,809.00
	** FUND TOTAL **	2,809.00

 ** TOTAL ** 372,835.26

NO ERRORS

SELECTION CRITERIA

VENDOR SET: 01 Hidden Valley Lake
VENDOR: ALL
BANK: ALL
VENDOR CLASS(ES): ALL CLASSES

TRANSACTION SELECTION

REPORTING: PAID ITEMS ,G/L DIST

	=====PAYMENT DATES=====	=====ITEM DATES=====	=====POSTING DATES=====
PAID ITEMS DATES	: 4/01/2023 THRU 4/30/2023	0/00/0000 THRU 99/99/9999	0/00/0000 THRU 99/99/9999

PRINT OPTIONS

REPORT SEQUENCE: FUND
G/L EXPENSE DISTRIBUTION: YES
CHECK RANGE: 000000 THRU 999999

HIDDEN VALLEY LAKE CSD
 REVENUE & EXPENSE REPORT (UNAUDITED)
 AS OF: APRIL 30TH, 2023

120-SEWER ENTERPRISE FUND
 FINANCIAL SUMMARY

	CURRENT BUDGET	CURRENT PERIOD	YEAR TO DATE ACTUAL	BUDGET BALANCE	% OF BUDGET
<u>REVENUE SUMMARY</u>					
ALL REVENUE	<u>2,110,648.00</u>	<u>162,335.05</u>	<u>1,772,052.54</u>	<u>338,595.46</u>	<u>83.96</u>
TOTAL REVENUES	<u>2,110,648.00</u>	<u>162,335.05</u>	<u>1,772,052.54</u>	<u>338,595.46</u>	<u>83.96</u>
<u>EXPENDITURE SUMMARY</u>					
NON-DEPARTMENTAL	973,522.00	61,731.67	835,747.23	137,774.77	85.85
ADMINISTRATION	457,701.00	32,349.79	378,969.41	78,731.59	82.80
FIELD	492,852.00	31,789.30	417,499.22	75,352.78	84.71
DIRECTORS	34,159.00	3,380.22	27,887.08	6,271.92	81.64
SPECIAL PROJECTS	0.00	0.00	1,080.00 (1,080.00)	0.00
CAPITAL PROJECTS & EQUIP	<u>532,500.00</u>	<u>38,013.61</u>	<u>309,478.83</u>	<u>223,021.17</u>	<u>58.12</u>
TOTAL EXPENDITURES	<u>2,490,734.00</u>	<u>167,264.59</u>	<u>1,970,661.77</u>	<u>520,072.23</u>	<u>79.12</u>
REVENUES OVER/ (UNDER) EXPENDITURES	(380,086.00)	(4,929.54)	(198,609.23)	(181,476.77)	52.25

120-SEWER ENTERPRISE FUND
 REVENUES

	CURRENT BUDGET	CURRENT PERIOD	YEAR TO DATE ACTUAL	BUDGET BALANCE	% OF BUDGET
120-4020 INSPECTION FEES	1,000.00	0.00	400.00	600.00	40.00
120-4036 DEVELOPER FEES SEWER	0.00	0.00	0.00	0.00	0.00
120-4040 LIEN RECORDING FEES	0.00	0.00	0.00	0.00	0.00
120-4045 AVAILABILITY FEES	5,500.00	0.00	7,181.40 (1,681.40)	130.57
120-4050 SALES OF RECLAIMED WATER	154,542.00	0.00	90,257.62	64,284.38	58.40
120-4111 COMM SEWER USE	85,538.00	5,361.83	64,292.66	21,245.34	75.16
120-4112 GOV'T SEWER USE	1,200.00	109.14	982.26	217.74	81.86
120-4116 SEWER USE CHARGES	1,836,418.00	153,204.16	1,538,754.89	297,663.11	83.79
120-4210 LATE FEE	22,000.00	3,020.45	30,655.16 (8,655.16)	139.34
120-4300 MISC INCOME	2,500.00	4.75	378.90	2,121.10	15.16
120-4310 OTHER INCOME	1,450.00	139.26	2,174.97 (724.97)	150.00
120-4320 FEMA/Caloes GRANTS	0.00	0.00	1,969.00 (1,969.00)	0.00
120-4325 GRANTS	0.00	0.00	25,670.51 (25,670.51)	0.00
120-4505 LEASE INCOME	0.00	0.00	0.00	0.00	0.00
120-4550 INTEREST INCOME	500.00	495.46	1,285.81 (785.81)	257.16
120-4580 TRANSFERS IN	0.00	0.00	0.00	0.00	0.00
120-4591 INCOME APPLICABLE TO PRIOR YRS	0.00	0.00	0.00	0.00	0.00
120-4955 Gain/Loss	0.00	0.00	8,049.36 (8,049.36)	0.00
TOTAL REVENUES	2,110,648.00	162,335.05	1,772,052.54	338,595.46	83.96

120-SEWER ENTERPRISE FUND
 NON-DEPARTMENTAL
 EXPENDITURES

	CURRENT BUDGET	CURRENT PERIOD	YEAR TO DATE ACTUAL	BUDGET BALANCE	% OF BUDGET
120-5-00-5010 SALARY & WAGES	0.00	0.00	0.00	0.00	0.00
120-5-00-5020 EMPLOYEE BENEFITS	0.00	0.00	0.00	0.00	0.00
120-5-00-5021 RETIREMENT BENEFITS	0.00	0.00	0.00	0.00	0.00
120-5-00-5024 WORKERS' COMP INSURANCE	12,000.00	0.00	10,023.65	1,976.35	83.53
120-5-00-5025 RETIREE HEALTH BENEFITS	8,452.00	735.42	6,299.44	2,152.56	74.53
120-5-00-5026 COBRA Health & Dental	0.00	0.00	0.00	0.00	0.00
120-5-00-5040 ELECTION EXPENSE	2,500.00	0.00	31.17	2,468.83	1.25
120-5-00-5050 DEPRECIATION	0.00	0.00	0.00	0.00	0.00
120-5-00-5060 GASOLINE, OIL & FUEL	30,000.00	1,435.35	17,405.66	12,594.34	58.02
120-5-00-5061 VEHICLE MAINT	26,415.00	3,873.80	31,517.41 (5,102.41)	119.32
120-5-00-5062 TAXES & LIC	800.00	0.00	152.38	647.62	19.05
120-5-00-5074 INSURANCE	104,000.00	0.00	104,101.25 (101.25)	100.10
120-5-00-5075 BANK FEES	30,000.00	2,148.25	20,855.02	9,144.98	69.52
120-5-00-5080 MEMBERSHIP & SUBSCRIPTIONS	11,000.00	109.99	11,968.57 (968.57)	108.81
120-5-00-5092 POSTAGE & SHIPPING	9,000.00	1,126.20	6,599.59	2,400.41	73.33
120-5-00-5110 CONTRACTUAL SERVICES	0.00	0.00	0.00	0.00	0.00
120-5-00-5121 LEGAL SERVICES	12,000.00	2,802.75	16,561.25 (4,561.25)	138.01
120-5-00-5122 ENGINEERING SERVICES	49,000.00	3,807.25	47,930.82	1,069.18	97.82
120-5-00-5123 OTHER PROFESSIONAL SERVICE	10,000.00	0.00	7,622.75	2,377.25	76.23
120-5-00-5126 AUDIT SERVICES	7,500.00	0.00	6,225.00	1,275.00	83.00
120-5-00-5130 PRINTING & PUBLICATION	6,000.00	811.81	4,993.29	1,006.71	83.22
120-5-00-5135 NEWSLETTER	1,000.00	97.50	292.50	707.50	29.25
120-5-00-5140 RENTS & LEASES	0.00	0.00	0.00	0.00	0.00
120-5-00-5142 AMORTIZATION	0.00	0.00	0.00	0.00	0.00
120-5-00-5145 EQUIPMENT RENTAL	5,000.00	309.57	6,176.77 (1,176.77)	123.54
120-5-00-5148 OPERATING SUPPLIES	50,000.00	12,625.21	72,380.37 (22,380.37)	144.76
120-5-00-5150 REPAIR & REPLACE	180,000.00	8,264.09	91,060.09	88,939.91	50.59
120-5-00-5155 MAINT BLDG & GROUNDS	12,000.00	202.50	7,057.99	4,942.01	58.82
120-5-00-5156 CUSTODIAL SERVICES	17,500.00	2,264.17	8,792.17	8,707.83	50.24
120-5-00-5157 SECURITY	1,000.00	0.00	858.00	142.00	85.80
120-5-00-5160 SLUDGE DISPOSAL	35,000.00	0.00	42,082.36 (7,082.36)	120.24
120-5-00-5165 TERTIARY POND MAINTENANCE	50,000.00	0.00	50,000.00	0.00	100.00
120-5-00-5180 UNCOLLECTABLE ACCOUNTS	0.00	0.00	0.00	0.00	0.00
120-5-00-5191 TELEPHONE	15,000.00	1,429.00	13,182.89	1,817.11	87.89
120-5-00-5192 ELECTRICITY	155,000.00	8,733.53	108,349.02	46,650.98	69.90
120-5-00-5193 OTHER UTILITIES	3,500.00	278.00	2,497.05	1,002.95	71.34
120-5-00-5194 IT SERVICES	35,000.00	3,088.90	27,644.11	7,355.89	78.98
120-5-00-5195 ENV/MONITORING	40,000.00	4,430.00	43,431.75 (3,431.75)	108.58
120-5-00-5196 RISK MANAGEMENT	0.00	0.00	0.00	0.00	0.00
120-5-00-5198 ANNUAL OPERATING FEES	7,500.00	0.00	23,968.00 (16,468.00)	319.57
120-5-00-5310 EQUIPMENT - FIELD	1,200.00	0.00	60.10	1,139.90	5.01
120-5-00-5311 EQUIPMENT - OFFICE	1,200.00	0.00	1,556.76 (356.76)	129.73
120-5-00-5312 TOOLS - FIELD	1,500.00	0.00	0.00	1,500.00	0.00
120-5-00-5315 SAFETY EQUIPMENT	3,500.00	349.38	5,099.65 (1,599.65)	145.70
120-5-00-5317 COVID-19	7,500.00	0.00	0.00	7,500.00	0.00
120-5-00-5510 SEWER OUTREACH	0.00	0.00	0.00	0.00	0.00
120-5-00-5522 INTEREST ON LONG-TERM DEBT	0.00	0.00	0.00	0.00	0.00
120-5-00-5545 RECORDING FEES	250.00	0.00	270.00 (20.00)	108.00
120-5-00-5580 TRANSFERS OUT	32,205.00	2,809.00	38,700.40 (6,495.40)	120.17

HIDDEN VALLEY LAKE CSD
 REVENUE & EXPENSE REPORT (UNAUDITED)
 AS OF: APRIL 30TH, 2023

120-SEWER ENTERPRISE FUND
 NON-DEPARTMENTAL
 EXPENDITURES

	CURRENT BUDGET	CURRENT PERIOD	YEAR TO DATE ACTUAL	BUDGET BALANCE	% OF BUDGET
120-5-00-5590 NON-OPERATING OTHER	0.00	0.00	0.00	0.00	0.00
120-5-00-5591 EXPENSES APPLICABLE TO PRI	0.00	0.00	0.00	0.00	0.00
120-5-00-5595 BAD DEBT	0.00	0.00	0.00	0.00	0.00
120-5-00-5600 CONTINGENCY	0.00	0.00	0.00	0.00	0.00
120-5-00-5700 OVER / SHORT	0.00	0.00	0.00	0.00	0.00
TOTAL NON-DEPARTMENTAL	973,522.00	61,731.67	835,747.23	137,774.77	85.85

HIDDEN VALLEY LAKE CSD
 REVENUE & EXPENSE REPORT (UNAUDITED)
 AS OF: APRIL 30TH, 2023

120-SEWER ENTERPRISE FUND
 ADMINISTRATION
 EXPENDITURES

	CURRENT BUDGET	CURRENT PERIOD	YEAR TO DATE ACTUAL	BUDGET BALANCE	% OF BUDGET
120-5-10-5010 SALARIES & WAGES	289,065.00	22,042.82	251,889.17	37,175.83	87.14
120-5-10-5020 EMPLOYEE BENEFITS	93,926.00	7,639.44	64,652.19	29,273.81	68.83
120-5-10-5021 RETIREMENT BENEFITS	59,860.00	2,024.47	53,744.81	6,115.19	89.78
120-5-10-5063 CERTIFICATIONS	500.00	0.00	0.00	500.00	0.00
120-5-10-5090 OFFICE SUPPLIES	4,000.00	399.90	2,726.28	1,273.72	68.16
120-5-10-5170 TRAVEL MILEAGE	5,000.00	62.22	2,309.65	2,690.35	46.19
120-5-10-5175 EDUCATION / SEMINARS	5,000.00	0.00	2,867.80	2,132.20	57.36
120-5-10-5179 ADM MISC EXPENSES	350.00	180.94	779.51 (429.51)	222.72
TOTAL ADMINISTRATION	457,701.00	32,349.79	378,969.41	78,731.59	82.80

120-SEWER ENTERPRISE FUND
 FIELD
 EXPENDITURES

	CURRENT BUDGET	CURRENT PERIOD	YEAR TO DATE ACTUAL	BUDGET BALANCE	% OF BUDGET
120-5-30-5010 SALARIES & WAGES	302,326.00	18,534.70	252,483.26	49,842.74	83.51
120-5-30-5020 EMPLOYEE BENEFITS	122,616.00	10,899.43	105,834.30	16,781.70	86.31
120-5-30-5021 RETIREMENT BENEFITS	57,910.00	1,614.98	51,547.21	6,362.79	89.01
120-5-30-5022 CLOTHING ALLOWANCE	2,500.00	0.00	1,864.33	635.67	74.57
120-5-30-5063 CERTIFICATIONS	1,500.00	0.00	266.00	1,234.00	17.73
120-5-30-5090 OFFICE SUPPLIES	1,000.00	28.80	659.53	340.47	65.95
120-5-30-5170 TRAVEL MILEAGE	1,000.00	0.00	1,915.75 (915.75)	191.58
120-5-30-5175 EDUCATION / SEMINARS	4,000.00	711.39	2,928.84	1,071.16	73.22
TOTAL FIELD	492,852.00	31,789.30	417,499.22	75,352.78	84.71

HIDDEN VALLEY LAKE CSD
 REVENUE & EXPENSE REPORT (UNAUDITED)
 AS OF: APRIL 30TH, 2023

120-SEWER ENTERPRISE FUND
 DIRECTORS
 EXPENDITURES

	CURRENT BUDGET	CURRENT PERIOD	YEAR TO DATE ACTUAL	BUDGET BALANCE	% OF BUDGET
120-5-40-5010 DIRECTORS COMPENSATION	3,000.00	269.15	2,691.50	308.50	89.72
120-5-40-5020 DIRECTOR BENEFITS	230.00	5.75	63.50	166.50	27.61
120-5-40-5030 DIRECTOR HEALTH BENEFITS	25,629.00	3,105.32	24,990.72	638.28	97.51
120-5-40-5170 TRAVEL MILEAGE	200.00	0.00	0.00	200.00	0.00
120-5-40-5175 EDUCATION / SEMINARS	1,500.00	0.00	141.36	1,358.64	9.42
120-5-40-5176 DIRECTOR TRAINING	3,600.00	0.00	0.00	3,600.00	0.00
TOTAL DIRECTORS	34,159.00	3,380.22	27,887.08	6,271.92	81.64

HIDDEN VALLEY LAKE CSD
REVENUE & EXPENSE REPORT (UNAUDITED)
AS OF: APRIL 30TH, 2023

120-SEWER ENTERPRISE FUND
SPECIAL PROJECTS
EXPENDITURES

	CURRENT BUDGET	CURRENT PERIOD	YEAR TO DATE ACTUAL	BUDGET BALANCE	% OF BUDGET
120-5-60-6008 RAINS 2023	0.00	0.00	1,080.00 (1,080.00)	0.00
TOTAL SPECIAL PROJECTS	0.00	0.00	1,080.00 (1,080.00)	0.00

HIDDEN VALLEY LAKE CSD
REVENUE & EXPENSE REPORT (UNAUDITED)
AS OF: APRIL 30TH, 2023

120-SEWER ENTERPRISE FUND
CAPITAL PROJECTS & EQUIP
EXPENDITURES

	CURRENT BUDGET	CURRENT PERIOD	YEAR TO DATE ACTUAL	BUDGET BALANCE	% OF BUDGET
120-5-70-7201 REGULATORY COMPLIANCE	385,000.00	32,065.18	303,314.45	81,685.55	78.78
120-5-70-7202 DISASTER MITIGATION	100,000.00	5,421.75	5,534.25	94,465.75	5.53
120-5-70-7203 DISASTER RECOVERY	0.00	0.00	0.00	0.00	0.00
120-5-70-7205 RISK MANAGEMENT	22,500.00	0.00	0.00	22,500.00	0.00
120-5-70-7206 RECORDS RETENTION	25,000.00	526.68	630.13	24,369.87	2.52
TOTAL CAPITAL PROJECTS & EQUIP	532,500.00	38,013.61	309,478.83	223,021.17	58.12
TOTAL EXPENDITURES	2,490,734.00	167,264.59	1,970,661.77	520,072.23	79.12
REVENUES OVER/(UNDER) EXPENDITURES	(380,086.00)	(4,929.54)	(198,609.23)	(181,476.77)	52.25

*** END OF REPORT ***

HIDDEN VALLEY LAKE CSD
 REVENUE & EXPENSE REPORT (UNAUDITED)
 AS OF: APRIL 30TH, 2023

130-WATER ENTERPRISE FUND
 FINANCIAL SUMMARY

	CURRENT BUDGET	CURRENT PERIOD	YEAR TO DATE ACTUAL	BUDGET BALANCE	% OF BUDGET
<u>REVENUE SUMMARY</u>					
ALL REVENUE	<u>3,084,096.00</u>	<u>216,294.86</u>	<u>2,503,863.32</u>	<u>580,232.68</u>	<u>81.19</u>
TOTAL REVENUES	<u>3,084,096.00</u>	<u>216,294.86</u>	<u>2,503,863.32</u>	<u>580,232.68</u>	<u>81.19</u>
<u>EXPENDITURE SUMMARY</u>					
NON-DEPARTMENTAL	1,223,181.00	72,589.07	1,956,833.59	(733,652.59)	159.98
ADMINISTRATION	455,901.00	32,350.03	379,119.30	76,781.70	83.16
FIELD	492,952.00	31,454.15	403,704.66	89,247.34	81.90
DIRECTORS	35,559.00	3,380.16	28,151.41	7,407.59	79.17
SPECIAL PROJECTS	0.00	0.00	0.00	0.00	0.00
CAPITAL PROJECTS & EQUIP	<u>1,050,000.00</u>	<u>130,729.54</u>	<u>622,908.73</u>	<u>427,091.27</u>	<u>59.32</u>
TOTAL EXPENDITURES	<u>3,257,593.00</u>	<u>270,502.95</u>	<u>3,390,717.69</u>	<u>(133,124.69)</u>	<u>104.09</u>
REVENUES OVER/ (UNDER) EXPENDITURES	(173,497.00)	(54,208.09)	(886,854.37)	713,357.37	511.16

130-WATER ENTERPRISE FUND
 REVENUES

	CURRENT BUDGET	CURRENT PERIOD	YEAR TO DATE ACTUAL	BUDGET BALANCE	% OF BUDGET
130-4035 RECONNECT FEE	5,000.00	1,395.00	12,490.00 (7,490.00)	249.80
130-4036 DEVELOPER FEES WATER	0.00	0.00	0.00	0.00	0.00
130-4038 COMM WATER METER INSTALL	0.00	0.00	0.00	0.00	0.00
130-4039 WATER CONNECTION FEE	3,290.00	2,596.00	4,103.00 (813.00)	124.71
130-4040 LIEN RECORDING FEES	1,200.00	99.36	1,146.60	53.40	95.55
130-4045 AVAILABILITY FEES	22,000.00	0.00	28,665.60 (6,665.60)	130.30
130-4110 COMM WATER USE	144,786.00	5,498.57	61,803.00	82,983.00	42.69
130-4111 BULK WATER SALES	7,500.00	0.00	46,688.56 (39,188.56)	622.51
130-4112 GOV'T WATER USE	6,500.00	777.71	7,289.58 (789.58)	112.15
130-4115 WATER USE	2,848,200.00	198,817.08	2,241,876.11	606,323.89	78.71
130-4210 LATE FEE	32,000.00	4,691.50	47,298.58 (15,298.58)	147.81
130-4215 RETURNED CHECK FEE	500.00	50.00	950.00 (450.00)	190.00
130-4300 MISC INCOME	1,500.00	4.75	2,013.06 (513.06)	134.20
130-4310 OTHER INCOME	100.00	1,624.30	3,457.77 (3,357.77)	3,457.77
130-4320 FEMA/CalOES GRANTS	0.00	0.00	35,948.13 (35,948.13)	0.00
130-4325 GRANTS	0.00	0.00	0.00	0.00	0.00
130-4330 HYDRANT METER USE DEPOSIT	9,720.00	0.00	0.00	9,720.00	0.00
130-4505 LEASE INCOME	0.00	0.00	0.00	0.00	0.00
130-4550 INTEREST INCOME	1,800.00	740.59	2,083.98 (283.98)	115.78
130-4580 TRANSFER IN	0.00	0.00	0.00	0.00	0.00
130-4591 INCOME APPLICABLE TO PRIOR YRS	0.00	0.00	0.00	0.00	0.00
130-4955 Gain/Loss	0.00	0.00	8,049.35 (8,049.35)	0.00
TOTAL REVENUES	3,084,096.00	216,294.86	2,503,863.32	580,232.68	81.19

130-WATER ENTERPRISE FUND
 NON-DEPARTMENTAL
 EXPENDITURES

	CURRENT BUDGET	CURRENT PERIOD	YEAR TO DATE ACTUAL	BUDGET BALANCE	% OF BUDGET
130-5-00-5010 SALARY & WAGES	0.00	0.00	0.00	0.00	0.00
130-5-00-5020 EMPLOYEE BENEFITS	0.00	0.00	0.00	0.00	0.00
130-5-00-5021 RETIREMENT BENEFITS	0.00	0.00	0.00	0.00	0.00
130-5-00-5024 WORKERS' COMP INSURANCE	10,500.00	0.00	10,023.66	476.34	95.46
130-5-00-5025 RETIREE HEALTH BENEFITS	8,452.00	735.41	6,299.46	2,152.54	74.53
130-5-00-5026 COBRA Health & Dental	0.00	0.00	0.00	0.00	0.00
130-5-00-5040 ELECTION EXPENSE	2,500.00	0.00	31.18	2,468.82	1.25
130-5-00-5050 DEPRECIATION	0.00	0.00	0.00	0.00	0.00
130-5-00-5060 GASOLINE, OIL & FUEL	30,000.00	1,435.33	17,405.62	12,594.38	58.02
130-5-00-5061 VEHICLE MAINT	25,000.00	3,873.80	25,209.93 (209.93)	100.84
130-5-00-5062 TAXES & LIC	1,200.00	0.00	211.38	988.62	17.62
130-5-00-5074 INSURANCE	104,000.00	0.00	104,367.70 (367.70)	100.35
130-5-00-5075 BANK FEES	30,000.00	2,148.22	20,854.91	9,145.09	69.52
130-5-00-5080 MEMBERSHIP & SUBSCRIPTIONS	28,000.00	110.00	30,552.60 (2,552.60)	109.12
130-5-00-5092 POSTAGE & SHIPPING	7,500.00	1,126.19	6,599.51	900.49	87.99
130-5-00-5110 CONTRACTUAL SERVICES	60,000.00	18,256.69	18,256.69	41,743.31	30.43
130-5-00-5121 LEGAL SERVICES	30,000.00	2,802.75	19,978.75	10,021.25	66.60
130-5-00-5122 ENGINEERING SERVICES	65,000.00	3,807.23	8,464.51	56,535.49	13.02
130-5-00-5123 OTHER PROFESSIONAL SERVICE	15,000.00	60.46	10,186.14	4,813.86	67.91
130-5-00-5124 WATER RIGHTS	15,000.00	0.00	1,163.94	13,836.06	7.76
130-5-00-5126 AUDIT SERVICES	7,500.00	0.00	6,225.00	1,275.00	83.00
130-5-00-5130 PRINTING & PUBLICATION	7,500.00	811.83	5,058.81	2,441.19	67.45
130-5-00-5135 NEWSLETTER	1,200.00	97.50	292.50	907.50	24.38
130-5-00-5140 RENT & LEASES	0.00	0.00	0.00	0.00	0.00
130-5-00-5142 AMORTIZATION	0.00	0.00	0.00	0.00	0.00
130-5-00-5145 EQUIPMENT RENTAL	35,000.00	309.58	5,741.98	29,258.02	16.41
130-5-00-5148 OPERATING SUPPLIES	7,500.00	1,458.00	5,619.11	1,880.89	74.92
130-5-00-5150 REPAIR & REPLACE	225,000.00	8,500.98	107,989.41	117,010.59	48.00
130-5-00-5155 MAINT BLDG & GROUNDS	15,000.00	202.50	7,058.00	7,942.00	47.05
130-5-00-5156 CUSTODIAL SERVICES	5,000.00	980.83	3,282.83	1,717.17	65.66
130-5-00-5157 SECURITY	5,000.00	0.00	456.00	4,544.00	9.12
130-5-00-5180 UNCOLLECTABLE ACCOUNTS	0.00	0.00	0.00	0.00	0.00
130-5-00-5191 TELEPHONE	15,000.00	1,428.98	13,182.74	1,817.26	87.88
130-5-00-5192 ELECTRICITY	200,000.00	18,745.82	159,641.02	40,358.98	79.82
130-5-00-5193 OTHER UTILITIES	3,600.00	277.99	2,496.96	1,103.04	69.36
130-5-00-5194 IT SERVICES	55,000.00	4,369.61	38,396.16	16,603.84	69.81
130-5-00-5195 ENV/MONITORING	20,000.00	600.00	9,295.00	10,705.00	46.48
130-5-00-5196 RISK MANAGEMENT	0.00	0.00	0.00	0.00	0.00
130-5-00-5198 ANNUAL OPERATING FEES	40,000.00	0.00	19,073.88	20,926.12	47.68
130-5-00-5310 EQUIPMENT - FIELD	1,000.00	0.00	60.10	939.90	6.01
130-5-00-5311 EQUIPMENT - OFFICE	1,000.00	0.00	0.00	1,000.00	0.00
130-5-00-5312 TOOLS - FIELD	2,000.00	0.00	0.00	2,000.00	0.00
130-5-00-5315 SAFETY EQUIPMENT	5,000.00	349.37	5,099.64 (99.64)	101.99
130-5-00-5317 COVID-19	7,500.00	0.00	0.00	7,500.00	0.00
130-5-00-5505 WATER CONSERVATION	5,000.00	100.00	146.96	4,853.04	2.94
130-5-00-5520 HYDRANT DEPOSIT REFUND	0.00	0.00	0.00	0.00	0.00
130-5-00-5522 INTEREST ON LONG-TERM DEBT	0.00	0.00	0.00	0.00	0.00
130-5-00-5545 RECORDING FEES	250.00	0.00	270.00 (20.00)	108.00
130-5-00-5580 TRANSFERS OUT	96,979.00	0.00	1,287,841.51 (1,190,862.51)	1,327.96

HIDDEN VALLEY LAKE CSD
 REVENUE & EXPENSE REPORT (UNAUDITED)
 AS OF: APRIL 30TH, 2023

130-WATER ENTERPRISE FUND
 NON-DEPARTMENTAL
 EXPENDITURES

	CURRENT BUDGET	CURRENT PERIOD	YEAR TO DATE ACTUAL	BUDGET BALANCE	% OF BUDGET
130-5-00-5590 NON-OPERATING OTHER	0.00	0.00	0.00	0.00	0.00
130-5-00-5591 EXPENSES APPLICABLE TO PRI	0.00	0.00	0.00	0.00	0.00
130-5-00-5595 BAD DEBT	0.00	0.00	0.00	0.00	0.00
130-5-00-5600 CONTINGENCY	30,000.00	0.00	0.00	30,000.00	0.00
TOTAL NON-DEPARTMENTAL	1,223,181.00	72,589.07	1,956,833.59 (733,652.59)	159.98

130-WATER ENTERPRISE FUND
 ADMINISTRATION
 EXPENDITURES

	CURRENT BUDGET	CURRENT PERIOD	YEAR TO DATE ACTUAL	BUDGET BALANCE	% OF BUDGET
130-5-10-5010 SALARIES & WAGES	289,065.00	22,043.05	252,035.08	37,029.92	87.19
130-5-10-5020 EMPLOYEE BENEFITS	93,926.00	7,639.42	64,655.73	29,270.27	68.84
130-5-10-5021 RETIREMENT BENEFITS	59,860.00	2,024.50	53,744.57	6,115.43	89.78
130-5-10-5063 CERTIFICATIONS	200.00	0.00	0.00	200.00	0.00
130-5-10-5090 OFFICE SUPPLIES	4,000.00	399.89	2,727.06	1,272.94	68.18
130-5-10-5170 TRAVEL MILEAGE	4,000.00	62.23	2,309.60	1,690.40	57.74
130-5-10-5175 EDUCATION / SEMINARS	4,500.00	0.00	2,867.80	1,632.20	63.73
130-5-10-5179 ADM MISC EXPENSES	350.00	180.94	779.46 (429.46)	222.70
130-5-10-5505 WATER CONSERVATION	0.00	0.00	0.00	0.00	0.00
TOTAL ADMINISTRATION	455,901.00	32,350.03	379,119.30	76,781.70	83.16

130-WATER ENTERPRISE FUND
 FIELD
 EXPENDITURES

	CURRENT BUDGET	CURRENT PERIOD	YEAR TO DATE ACTUAL	BUDGET BALANCE	% OF BUDGET
130-5-30-5010 SALARIES & WAGES	302,326.00	18,102.56	238,973.11	63,352.89	79.04
130-5-30-5020 EMPLOYEE BENEFITS	122,616.00	10,899.41	105,811.86	16,804.14	86.30
130-5-30-5021 RETIREMENT BENEFITS	57,910.00	1,558.39	50,223.64	7,686.36	86.73
130-5-30-5022 CLOTHING ALLOWANCE	2,500.00	0.00	1,864.25	635.75	74.57
130-5-30-5063 CERTIFICATIONS	600.00	290.00	711.00 (111.00)	118.50
130-5-30-5090 OFFICE SUPPLIES	1,000.00	28.79	975.85	24.15	97.59
130-5-30-5170 TRAVEL MILEAGE	2,000.00	0.00	2,942.03 (942.03)	147.10
130-5-30-5175 EDUCATION / SEMINARS	4,000.00	575.00	2,202.92	1,797.08	55.07
TOTAL FIELD	492,952.00	31,454.15	403,704.66	89,247.34	81.90

HIDDEN VALLEY LAKE CSD
 REVENUE & EXPENSE REPORT (UNAUDITED)
 AS OF: APRIL 30TH, 2023

130-WATER ENTERPRISE FUND
 DIRECTORS
 EXPENDITURES

	CURRENT BUDGET	CURRENT PERIOD	YEAR TO DATE ACTUAL	BUDGET BALANCE	% OF BUDGET
130-5-40-5010 DIRECTORS COMPENSATION	3,000.00	269.10	2,691.00	309.00	89.70
130-5-40-5020 DIRECTOR BENEFITIS	230.00	5.75	63.50	166.50	27.61
130-5-40-5030 DIRECTOR HEALTH BENEFITS	25,629.00	3,105.31	24,990.55	638.45	97.51
130-5-40-5080 MEMBERSHIP & SUBSCRIPTION	0.00	0.00	0.00	0.00	0.00
130-5-40-5170 TRAVEL MILEAGE	200.00	0.00	265.00 (65.00)	132.50
130-5-40-5175 EDUCATION / SEMINARS	1,500.00	0.00	141.36	1,358.64	9.42
130-5-40-5176 DIRECTOR TRAINING	5,000.00	0.00	0.00	5,000.00	0.00
TOTAL DIRECTORS	35,559.00	3,380.16	28,151.41	7,407.59	79.17

HIDDEN VALLEY LAKE CSD
REVENUE & EXPENSE REPORT (UNAUDITED)
AS OF: APRIL 30TH, 2023

130-WATER ENTERPRISE FUND
SPECIAL PROJECTS
EXPENDITURES

	CURRENT BUDGET	CURRENT PERIOD	YEAR TO DATE ACTUAL	BUDGET BALANCE	% OF BUDGET
130-5-60-6008 RAINS 2023	0.00	0.00	0.00	0.00	0.00
TOTAL SPECIAL PROJECTS	0.00	0.00	0.00	0.00	0.00

HIDDEN VALLEY LAKE CSD
 REVENUE & EXPENSE REPORT (UNAUDITED)
 AS OF: APRIL 30TH, 2023

130-WATER ENTERPRISE FUND
 CAPITAL PROJECTS & EQUIP
 EXPENDITURES

	CURRENT BUDGET	CURRENT PERIOD	YEAR TO DATE ACTUAL	BUDGET BALANCE	% OF BUDGET
130-5-70-7201 REGULATORY COMPLIANCE	75,000.00	279.37	57,685.43	17,314.57	76.91
130-5-70-7202 DISASTER MITIGATION	200,000.00	5,421.75	5,904.25	194,095.75	2.95
130-5-70-7203 DISASTER RECOVERY	0.00	0.00	0.00	0.00	0.00
130-5-70-7204 RELIABLE WATER SUPPLY	700,000.00	124,501.74	557,132.18	142,867.82	79.59
130-5-70-7205 RISK MANAGEMENT	50,000.00	0.00	0.00	50,000.00	0.00
130-5-70-7206 RECORDS RETENTION	25,000.00	526.68	2,186.87	22,813.13	8.75
TOTAL CAPITAL PROJECTS & EQUIP	1,050,000.00	130,729.54	622,908.73	427,091.27	59.32
TOTAL EXPENDITURES	3,257,593.00	270,502.95	3,390,717.69	(133,124.69)	104.09
REVENUES OVER/(UNDER) EXPENDITURES	(173,497.00)	(54,208.09)	(886,854.37)	713,357.37	511.16

*** END OF REPORT ***

215-RECA REDEMPTION 1995-2
 FINANCIAL SUMMARY

	CURRENT BUDGET	CURRENT PERIOD	YEAR TO DATE ACTUAL	BUDGET BALANCE	% OF BUDGET
<u>REVENUE SUMMARY</u>					
ALL REVENUE	<u>295,368.00</u>	<u>1,171.20</u>	<u>203,495.84</u>	<u>91,872.16</u>	<u>68.90</u>
TOTAL REVENUES	<u>295,368.00</u>	<u>1,171.20</u>	<u>203,495.84</u>	<u>91,872.16</u>	<u>68.90</u>
<u>EXPENDITURE SUMMARY</u>					
NON-DEPARTMENTAL	<u>295,368.00</u>	<u>0.00</u>	<u>295,413.35</u>	<u>(45.35)</u>	<u>100.02</u>
TOTAL EXPENDITURES	<u>295,368.00</u>	<u>0.00</u>	<u>295,413.35</u>	<u>(45.35)</u>	<u>100.02</u>
REVENUES OVER/(UNDER) EXPENDITURES	0.00	1,171.20	(91,917.51)	91,917.51	0.00

HIDDEN VALLEY LAKE CSD
 REVENUE & EXPENSE REPORT (UNAUDITED)
 AS OF: APRIL 30TH, 2023

215-RECA REDEMPTION 1995-2
 REVENUES

	CURRENT BUDGET	CURRENT PERIOD	YEAR TO DATE ACTUAL	BUDGET BALANCE	% OF BUDGET
215-4525 PRO-RATA BOND PAYMENT FEE	1,994.00	0.00	0.00	1,994.00	0.00
215-4530 TAXES, ASSMT & BOND PROCEEDS	275,000.00	0.00	155,771.96	119,228.04	56.64
215-4540 DELINQUENT ASSESSMENTS	7,124.00	0.00	20,431.79 (13,307.79)	286.80
215-4541 DELINQ PENALTY & INTEREST	5,520.00	0.00	21,714.77 (16,194.77)	393.38
215-4542 DELINQ ASSMT MONTHLY PENALTY	4,530.00	0.00	0.00	4,530.00	0.00
215-4550 INTEREST INCOME	1,200.00	1,171.20	5,577.32 (4,377.32)	464.78
215-4580 TRANSFERS IN	0.00	0.00	0.00	0.00	0.00
TOTAL REVENUES	295,368.00	1,171.20	203,495.84	91,872.16	68.90

HIDDEN VALLEY LAKE CSD
 REVENUE & EXPENSE REPORT (UNAUDITED)
 AS OF: APRIL 30TH, 2023

215-RECA REDEMPTION 1995-2
 NON-DEPARTMENTAL
 EXPENDITURES

	CURRENT BUDGET	CURRENT PERIOD	YEAR TO DATE ACTUAL	BUDGET BALANCE	% OF BUDGET
215-5-00-5075 BANK FEES	0.00	0.00	0.00	0.00	0.00
215-5-00-5123 OTHER PROFESSIONAL SERVICE	9,640.00	0.00	9,685.35 (45.35)	100.47
215-5-00-5125 BOND PREMIUM	0.00	0.00	0.00	0.00	0.00
215-5-00-5522 INTEREST ON LONG-TERM DEBT	86,728.00	0.00	86,728.00	0.00	100.00
215-5-00-5580 TRANSFER OUT	0.00	0.00	0.00	0.00	0.00
215-5-00-5590 COST OF ISSUANCE	0.00	0.00	0.00	0.00	0.00
215-5-00-5599 PRINCIPAL PMT	199,000.00	0.00	199,000.00	0.00	100.00
215-5-00-5600 CONTINGENCY	0.00	0.00	0.00	0.00	0.00
TOTAL NON-DEPARTMENTAL	295,368.00	0.00	295,413.35 (45.35)	100.02
TOTAL EXPENDITURES	295,368.00	0.00	295,413.35 (45.35)	100.02
REVENUES OVER/(UNDER) EXPENDITURES	0.00	1,171.20	(91,917.51)	91,917.51	0.00

*** END OF REPORT ***

HIDDEN VALLEY LAKE CSD
 REVENUE & EXPENSE REPORT (UNAUDITED)
 AS OF: APRIL 30TH, 2023

218-CIEDB REDEMPTION FUND
 FINANCIAL SUMMARY

	CURRENT BUDGET	CURRENT PERIOD	YEAR TO DATE ACTUAL	BUDGET BALANCE	% OF BUDGET
<u>REVENUE SUMMARY</u>					
ALL REVENUE	<u>170,075.00</u>	<u>1,344.25</u>	<u>118,362.58</u>	<u>51,712.42</u>	<u>69.59</u>
TOTAL REVENUES	<u>170,075.00</u>	<u>1,344.25</u>	<u>118,362.58</u>	<u>51,712.42</u>	<u>69.59</u>
<u>EXPENDITURE SUMMARY</u>					
NON-DEPARTMENTAL	<u>170,075.00</u>	<u>0.00</u>	<u>170,074.51</u>	<u>0.49</u>	<u>100.00</u>
TOTAL EXPENDITURES	<u>170,075.00</u>	<u>0.00</u>	<u>170,074.51</u>	<u>0.49</u>	<u>100.00</u>
REVENUES OVER/ (UNDER) EXPENDITURES	0.00	1,344.25	(51,711.93)	51,711.93	0.00

HIDDEN VALLEY LAKE CSD
 REVENUE & EXPENSE REPORT (UNAUDITED)
 AS OF: APRIL 30TH, 2023

218-CIEDB REDEMPTION FUND
 REVENUES

	CURRENT BUDGET	CURRENT PERIOD	YEAR TO DATE ACTUAL	BUDGET BALANCE	% OF BUDGET
218-4030 WATER CAPACITY FEES	72,696.00	0.00	27,411.00	45,285.00	37.71
218-4115 WATER USE CIEDB	0.00	0.00	0.00	0.00	0.00
218-4550 INTEREST INCOME	400.00	1,344.25	3,110.07 (2,710.07)	777.52
218-4580 TRANSFERS IN	96,979.00	0.00	87,841.51	9,137.49	90.58
218-4596 USER/NEW DEVELOPMT PORTION	0.00	0.00	0.00	0.00	0.00
TOTAL REVENUES	170,075.00	1,344.25	118,362.58	51,712.42	69.59

HIDDEN VALLEY LAKE CSD
REVENUE & EXPENSE REPORT (UNAUDITED)
AS OF: APRIL 30TH, 2023

218-CIEDB REDEMPTION FUND
NON-DEPARTMENTAL
EXPENDITURES

	CURRENT BUDGET	CURRENT PERIOD	YEAR TO DATE ACTUAL	BUDGET BALANCE	% OF BUDGET
218-5-00-5092 POSTAGE & SHIPPING	0.00	0.00	0.00	0.00	0.00
218-5-00-5522 INTEREST ON LONG-TERM DEBT	48,072.00	0.00	48,071.66	0.34	100.00
218-5-00-5560 BAD DEBT	0.00	0.00	0.00	0.00	0.00
218-5-00-5580 TRANSFER OUT	0.00	0.00	0.00	0.00	0.00
218-5-00-5595 CIEDB LOAN ANNUAL FEE	4,144.00	0.00	4,144.11 (0.11)	100.00
218-5-00-5599 PRINCIPAL PMT	117,859.00	0.00	117,858.74	0.26	100.00
218-5-00-5600 CONTINGENCY	0.00	0.00	0.00	0.00	0.00
TOTAL NON-DEPARTMENTAL	170,075.00	0.00	170,074.51	0.49	100.00
TOTAL EXPENDITURES	170,075.00	0.00	170,074.51	0.49	100.00
REVENUES OVER/(UNDER) EXPENDITURES	0.00	1,344.25 (51,711.93)	51,711.93	0.00

*** END OF REPORT ***

HIDDEN VALLEY LAKE CSD
 REVENUE & EXPENSE REPORT (UNAUDITED)
 AS OF: APRIL 30TH, 2023

219-USDA SOLAR LOAN
 FINANCIAL SUMMARY

	CURRENT BUDGET	CURRENT PERIOD	YEAR TO DATE ACTUAL	BUDGET BALANCE	% OF BUDGET
<u>REVENUE SUMMARY</u>					
ALL REVENUE	<u>32,205.00</u>	<u>6.49</u>	<u>32,225.45</u>	(<u>20.45</u>)	<u>100.06</u>
TOTAL REVENUES	<u>32,205.00</u>	<u>6.49</u>	<u>32,225.45</u>	(<u>20.45</u>)	<u>100.06</u>
<u>EXPENDITURE SUMMARY</u>					
NON-DEPARTMENTAL	<u>32,205.00</u>	<u>0.00</u>	<u>32,205.00</u>	<u>0.00</u>	<u>100.00</u>
TOTAL EXPENDITURES	<u>32,205.00</u>	<u>0.00</u>	<u>32,205.00</u>	<u>0.00</u>	<u>100.00</u>
REVENUES OVER/ (UNDER) EXPENDITURES	0.00	6.49	20.45	(20.45)	0.00

HIDDEN VALLEY LAKE CSD
REVENUE & EXPENSE REPORT (UNAUDITED)
AS OF: APRIL 30TH, 2023

219-USDA SOLAR LOAN
REVENUES

	CURRENT BUDGET	CURRENT PERIOD	YEAR TO DATE ACTUAL	BUDGET BALANCE	% OF BUDGET
219-4300 MISC INCOME	0.00	0.00	0.00	0.00	0.00
219-4550 INTEREST INCOME	12.00	6.49	20.45 (8.45)	170.42
219-4580 TRANSFERS IN	32,193.00	0.00	32,205.00 (12.00)	100.04
TOTAL REVENUES	32,205.00	6.49	32,225.45 (20.45)	100.06
	=====	=====	=====	=====	=====

HIDDEN VALLEY LAKE CSD
 REVENUE & EXPENSE REPORT (UNAUDITED)
 AS OF: APRIL 30TH, 2023

219-USDA SOLAR LOAN
 NON-DEPARTMENTAL
 EXPENDITURES

	CURRENT BUDGET	CURRENT PERIOD	YEAR TO DATE ACTUAL	BUDGET BALANCE	% OF BUDGET
219-5-00-5092 POSTAGE & SHIPPING	0.00	0.00	0.00	0.00	0.00
219-5-00-5522 INTEREST ON LONG-TERM DEBT	14,205.00	0.00	14,205.00	0.00	100.00
219-5-00-5523 INTEREST EXPENSE	0.00	0.00	0.00	0.00	0.00
219-5-00-5580 TRANSFER OUT	0.00	0.00	0.00	0.00	0.00
219-5-00-5599 PRINCIPAL PMT	18,000.00	0.00	18,000.00	0.00	100.00
TOTAL NON-DEPARTMENTAL	32,205.00	0.00	32,205.00	0.00	100.00
TOTAL EXPENDITURES	32,205.00	0.00	32,205.00	0.00	100.00
REVENUES OVER/(UNDER) EXPENDITURES	0.00	6.49	20.45 (20.45)	0.00

*** END OF REPORT ***



Hidden Valley Lake Community Services District
Financial Activity, Cash and Investment Summary
As of April 30, 2023
(Rounded and Unaudited)

	Operating Checking	Money Market	LAIF	Bond Trustee	Total All Cash/Investment Accounts
	West America Bank 1010	West America Bank 1130	State Treasurer 1133	US Bank 1200	
Financial Activity of Cash/Investment Accounts in General Ledger [1]					
Beginning Balances	\$ 534,042	\$ 2,650,114	\$ 635,722	\$ 147,254	\$ 3,967,133
Cash Receipts					
Utility Billing Deposits	\$ 366,123	\$ -	\$ -	\$ -	
Electronic Fund Deposits	\$ -	\$ -	\$ -	\$ -	
Other Deposits	\$ -	\$ 144	\$ 4,285	\$ 505	
Total Cash Receipts	\$ 366,123	\$ 144	\$ 4,285	\$ 147,759	
Cash Disbursements					
Accounts Payable Checks issued	\$ 448,370	\$ -	\$ -	\$ -	
Electronic Fund/Bank Draft Disbursements	\$ 24,875	\$ -	\$ -	\$ -	
Payroll Checks issued - net	\$ 64,139	\$ -	\$ -	\$ -	
Bank Fees	\$ 4,296	\$ -	\$ -	\$ -	
Other Disbursements	\$ -	\$ -	\$ -	\$ -	
Total Disbursements	\$ 541,680	\$ -	\$ -	\$ -	
Transfers Between Accounts					
Transfers In	\$ 1,900	\$ -	\$ -	\$ -	
Transfers Out	\$ -	\$ 1,900	\$ -	\$ -	
Total Transfers Between Accounts	\$ 1,900	\$ 1,900	\$ -	\$ -	
Ending Balances in General Ledger	\$ 460,735	\$ 2,648,358	\$ 640,007	\$ 147,759	\$ 3,896,858
Financial Institution Ending Balances	\$ 544,622	\$ 2,648,358	\$ 640,007	\$ 147,759	\$ 3,980,746

Ending Balances General Ledger Distribution by District Funds

100 Operating	-	-	-	-	-
120 Wastewater Operating	183,512	9,877	73,927	-	267,316
130 Water Operating	143,705	55,423	110,172	-	309,300
140 Flood Enterprise	-	-	-	-	-
215 2016 Sewer Refinancing Bond	-	286,296	97,183	147,759	531,237
218 2002 CIEDB Loan	-	68,453	15,614	-	84,066
219 2012 USDA Solar COP	-	8,379	900	-	9,280
313 Wastewater Operating Reserve	133,518	11,313	60,220	-	205,051
314 Wastewater CIP	-	485,312	97,370	-	582,681
319 2012 USDA Solar COP Reserve	-	31,369	-	-	31,369
320 Water CIP	-	1,511,779	-	-	1,511,779
325 Water Operating Reserve	-	180,158	-	-	180,158
350 2002 CIEDB Loan Reserve	-	-	184,621	-	184,621
Total Ending Balances in General Ledger	460,735	2,648,358	640,007	147,759	3,896,858

[1] From General Ledger activity by Financial Institution accounts with District Fund accounts consolidated. Checking and Money Market accounts are with West America Bank, Local Agency Investment Account (LAIF) is held by the State Treasurer on behalf of the District and US Bank is the Bond Trustee for the the 2016 Refunding >>>>>>>. All cash accounts have been reconciled to the ending Financial Institution statements.

[2] See Reconciliation Detail Summary for details

COMPANY: 999 - POOLED CASH FUND
ACCOUNT: 1010 CASH - POOLED
TYPE: All
STATUS: All
FOLIO: All

CHECK DATE: 4/01/2023 THRU 4/30/2023
CLEAR DATE: 0/00/0000 THRU 99/99/9999
STATEMENT: 0/00/0000 THRU 99/99/9999
VOIDED DATE: 0/00/0000 THRU 99/99/9999
AMOUNT: 0.00 THRU 999,999,999.99
CHECK NUMBER: 000000 THRU 999999

ACCOUNT	--DATE--	--TYPE--	NUMBER	-----DESCRIPTION-----	----AMOUNT---	STATUS	FOLIO	CLEAR DATE
BANK DRAFT:								
1010	4/07/2023	BANK-DRAFT	000857	AFLAC	107.94CR	CLEARED	A	4/12/2023
1010	4/07/2023	BANK-DRAFT	000858	CALIFORNIA PUBLIC EMPLOYEES RE	6,552.87CR	CLEARED	A	4/10/2023
1010	4/07/2023	BANK-DRAFT	000859	NATIONWIDE RETIREMENT SOLUTION	1,400.00CR	CLEARED	A	4/10/2023
1010	4/07/2023	BANK-DRAFT	000860	STATE OF CALIFORNIA EDD	988.60CR	CLEARED	A	4/07/2023
1010	4/07/2023	BANK-DRAFT	000861	US DEPARTMENT OF THE TREASURY	3,576.67CR	CLEARED	A	4/07/2023
1010	4/21/2023	BANK-DRAFT	000862	AFLAC	107.94CR	OUTSTND	A	0/00/0000
1010	4/21/2023	BANK-DRAFT	000863	CALIFORNIA PUBLIC EMPLOYEES RE	6,324.00CR	CLEARED	A	4/24/2023
1010	4/21/2023	BANK-DRAFT	000864	NATIONWIDE RETIREMENT SOLUTION	1,400.00CR	CLEARED	A	4/21/2023
1010	4/21/2023	BANK-DRAFT	000865	STATE OF CALIFORNIA EDD	981.72CR	CLEARED	A	4/21/2023
1010	4/21/2023	BANK-DRAFT	000866	US DEPARTMENT OF THE TREASURY	3,435.73CR	CLEARED	A	4/21/2023

CHECK:								
1010	4/07/2023	CHECK	001614	ACWA/JPIA	1,318.89CR	CLEARED	A	4/12/2023
1010	4/07/2023	CHECK	001615	ALPHA ANALYTICAL LABORATORIES	980.00CR	CLEARED	A	4/12/2023
1010	4/07/2023	CHECK	001616	APPLIED TECHNOLOGY SOLUTIONS	1,075.00CR	CLEARED	A	4/14/2023
1010	4/07/2023	CHECK	001617	ARMED FORCE PEST CONTROL, INC.	205.00CR	CLEARED	A	4/13/2023
1010	4/07/2023	CHECK	001618	BADGER METER	1,280.71CR	CLEARED	A	4/14/2023
1010	4/07/2023	CHECK	001619	DATAPROSE, LLC	442.17CR	CLEARED	A	4/12/2023
1010	4/07/2023	CHECK	001620	DONNA MAHONEY	78.60CR	CLEARED	A	4/11/2023
1010	4/07/2023	CHECK	001621	GHD	7,493.23CR	CLEARED	A	4/12/2023
1010	4/07/2023	CHECK	001622	JL MECHANICAL	2,144.44CR	CLEARED	A	4/13/2023
1010	4/07/2023	CHECK	001623	LAYNE PAVING & TRUCKING, INC.	179.44CR	CLEARED	A	4/12/2023
1010	4/07/2023	CHECK	001624	MICHELLE HAMILTON	1,645.00CR	CLEARED	A	4/11/2023
1010	4/07/2023	CHECK	001625	ODP BUSINESS SOLUTIONS, LLC	190.22CR	CLEARED	A	4/13/2023
1010	4/07/2023	CHECK	001626	OGRAM'S LOCKSMITH	54.00CR	OUTSTND	A	0/00/0000
1010	4/07/2023	CHECK	001627	PACE SUPPLY CORP	1,339.24CR	CLEARED	A	4/11/2023
1010	4/07/2023	CHECK	001628	PACIFIC GAS & ELECTRIC COMPANY	16,658.99CR	CLEARED	A	4/11/2023
1010	4/07/2023	CHECK	001629	STREAMLINE	200.00CR	CLEARED	A	4/12/2023
1010	4/07/2023	CHECK	001630	USA BLUE BOOK	480.04CR	CLEARED	A	4/27/2023
1010	4/07/2023	CHECK	001631	WELLS FARGO FINANCIAL LEASING	367.91CR	CLEARED	A	4/14/2023
1010	4/07/2023	CHECK	001632	WEST YOST & ASSOCIATES, INC.	10,843.50CR	CLEARED	A	4/11/2023
1010	4/07/2023	CHECK	001633	WESTGATE PETROLEUM CO., INC.	1,550.53CR	CLEARED	A	4/11/2023
1010	4/07/2023	CHECK	001634	WILSON, JOHNNY DARRO	201.66CR	CLEARED	A	4/12/2023
1010	4/07/2023	CHECK	001635	JONES, CHRISTOPHER	7.58CR	CLEARED	A	5/03/2023
1010	4/07/2023	CHECK	001636	VARDANEGA, AUDREY	734.59CR	CLEARED	A	4/11/2023
1010	4/07/2023	CHECK	001637	WHITE, JASON ALLEN	141.08CR	CLEARED	A	4/12/2023
1010	4/07/2023	CHECK	001638	KIM, JIMMY	235.83CR	CLEARED	A	4/12/2023
1010	4/14/2023	CHECK	001639	ADTS, INC	609.00CR	CLEARED	A	4/24/2023
1010	4/14/2023	CHECK	001640	ALESHIRE & WYNDR, LLP	4,105.50CR	CLEARED	A	4/18/2023
1010	4/14/2023	CHECK	001641	ALPHA ANALYTICAL LABORATORIES	1,600.00CR	CLEARED	A	4/19/2023
1010	4/14/2023	CHECK	001642	APPLIED TECHNOLOGY SOLUTIONS	1,053.36CR	CLEARED	A	4/19/2023
1010	4/14/2023	CHECK	001643	AT&T	1,010.09CR	CLEARED	A	4/24/2023
1010	4/14/2023	CHECK	001644	BARTKIEWICZ, KRONICK & SHANAHA	1,500.00CR	CLEARED	A	4/18/2023
1010	4/14/2023	CHECK	001645	BENNETT ENGINEERING SERVICES	72,995.63CR	CLEARED	A	4/18/2023

5/05/2023 4:23 PM
 COMPANY: 999 - POOLED CASH FUND
 ACCOUNT: 1010 CASH - POOLED
 TYPE: All
 STATUS: All
 FOLIO: All

CHECK RECONCILIATION REGISTER

PAGE: 2
 CHECK DATE: 4/01/2023 THRU 4/30/2023
 CLEAR DATE: 0/00/0000 THRU 99/99/9999
 STATEMENT: 0/00/0000 THRU 99/99/9999
 VOIDED DATE: 0/00/0000 THRU 99/99/9999
 AMOUNT: 0.00 THRU 999,999,999.99
 CHECK NUMBER: 000000 THRU 999999

ACCOUNT	--DATE--	--TYPE--	NUMBER	-----DESCRIPTION-----	----AMOUNT----	STATUS	FOLIO	CLEAR DATE
CHECK:								
1010	4/14/2023	CHECK	001646	CLEARLAKE PAPER SUPPLY	158.93CR	CLEARED	A	4/26/2023
1010	4/14/2023	CHECK	001647	DATAPROSE, LLC	3,251.53CR	CLEARED	A	4/20/2023
1010	4/14/2023	CHECK	001648	DEMARCO DESIGN	195.00CR	CLEARED	A	4/18/2023
1010	4/14/2023	CHECK	001649	GHD	31,942.42CR	VOIDED	A	4/14/2023
1010	4/14/2023	CHECK	001650	HARDESTER'S MARKETS & HAVOIED	435.41CR	VOIDED	A	4/14/2023
1010	4/14/2023	CHECK	001651	GARDENS BY JILLIAN	200.00CR	VOIDED	A	4/14/2023
1010	4/14/2023	CHECK	001652	JENFITCH, LLC	7,696.04CR	VOIDED	A	4/14/2023
1010	4/14/2023	CHECK	001653	JL MECHANICAL	5,376.64CR	VOIDED	A	4/14/2023
1010	4/14/2023	CHECK	001654	MEDIACOM	503.05CR	VOIDED	A	4/14/2023
1010	4/14/2023	CHECK	001655	MIDDLETOWN COPY & PRINT	182.33CR	VOIDED	A	4/14/2023
1010	4/14/2023	CHECK	001656	PACE SUPPLY CORP	614.16CR	VOIDED	A	4/14/2023
1010	4/14/2023	CHECK	001657	SOUTH LAKE REFUSE & RECYVOIDED	555.99CR	VOIDED	A	4/14/2023
1010	4/14/2023	CHECK	001658	SPECIAL DISTRICT RISK MAVOIDED	44,322.43CR	VOIDED	A	4/14/2023
1010	4/14/2023	CHECK	001659	TYLER TECHNOLOGY	5,102.80CR	VOIDED	A	4/14/2023
1010	4/14/2023	CHECK	001660	USA BLUE BOOK	3,451.01CR	VOIDED	A	4/14/2023
1010	4/14/2023	CHECK	001661	WAGNER & BONSIGNORE CCE VOIDED	60.46CR	VOIDED	A	4/14/2023
1010	4/14/2023	CHECK	001662	VOID CHECK	0.00	CLEARED	A	4/14/2023
1010	4/14/2023	CHECK	001663	MEDIACOM	503.05CR	CLEARED	A	4/21/2023
1010	4/14/2023	CHECK	001664	SOUTH LAKE REFUSE & RECYCLING	555.99CR	CLEARED	A	4/20/2023
1010	4/14/2023	CHECK	001665	WAGNER & BONSIGNORE CCE	60.46CR	CLEARED	A	4/21/2023
1010	4/14/2023	CHECK	001666	SPECIAL DISTRICT RISK MANAGEME	44,322.43CR	CLEARED	A	4/20/2023
1010	4/14/2023	CHECK	001667	USA BLUE BOOK	3,451.01CR	OUTSTND	A	0/00/0000
1010	4/14/2023	CHECK	001668	HARDESTER'S MARKETS & HARDWARE	435.41CR	CLEARED	A	4/19/2023
1010	4/14/2023	CHECK	001669	TYLER TECHNOLOGY	5,102.80CR	CLEARED	A	4/19/2023
1010	4/14/2023	CHECK	001670	PACE SUPPLY CORP	614.16CR	CLEARED	A	4/18/2023
1010	4/14/2023	CHECK	001671	GHD	31,942.42CR	CLEARED	A	4/20/2023
1010	4/14/2023	CHECK	001672	GARDENS BY JILLIAN	200.00CR	CLEARED	A	4/18/2023
1010	4/14/2023	CHECK	001673	MIDDLETOWN COPY & PRINT	182.33CR	CLEARED	A	4/24/2023
1010	4/14/2023	CHECK	001674	JENFITCH, LLC	7,696.04CR	CLEARED	A	4/21/2023
1010	4/14/2023	CHECK	001675	JL MECHANICAL	5,376.64CR	CLEARED	A	4/19/2023
1010	4/21/2023	CHECK	001676	ADTS, INC	104.50CR	CLEARED	A	5/03/2023
1010	4/21/2023	CHECK	001677	ALPHA ANALYTICAL LABORATORIES	860.00CR	CLEARED	A	4/26/2023
1010	4/21/2023	CHECK	001678	CARDMEMBER SERVICE	7,936.01CR	CLEARED	A	5/01/2023
1010	4/21/2023	CHECK	001679	CIVICWELL	18,256.69CR	CLEARED	A	5/01/2023
1010	4/21/2023	CHECK	001680	COASTLAND CIVIL ENGINEERING, I	21,733.69CR	CLEARED	A	4/26/2023
1010	4/21/2023	CHECK	001681	JACOB MCCLURE	65.00CR	CLEARED	A	4/24/2023
1010	4/21/2023	CHECK	001682	SMALLCOMB, LISA	45.85CR	CLEARED	A	4/24/2023
1010	4/21/2023	CHECK	001683	SWRCB - DWOC	80.00CR	CLEARED	A	4/27/2023
1010	4/21/2023	CHECK	001684	TELSTAR INSTRUMENTS	5,075.00CR	CLEARED	A	4/26/2023
1010	4/21/2023	CHECK	001685	USA BLUE BOOK	179.34CR	OUTSTND	A	0/00/0000
1010	4/21/2023	CHECK	001686	VERIZON WIRELESS	935.59CR	CLEARED	A	4/26/2023
1010	4/21/2023	CHECK	001687	VERIZON WIRELESS	318.44CR	CLEARED	A	4/27/2023
1010	4/21/2023	CHECK	001688	WESTGATE PETROLEUM CO., INC.	1,320.15CR	CLEARED	A	4/25/2023
1010	4/21/2023	CHECK	001689	JENSEN, BILL & LINDA	34.77CR	CLEARED	A	5/03/2023

COMPANY: 999 - POOLED CASH FUND
 ACCOUNT: 1010 CASH - POOLED
 TYPE: All
 STATUS: All
 FOLIO: All

CHECK DATE: 4/01/2023 THRU 4/30/2023
 CLEAR DATE: 0/00/0000 THRU 99/99/9999
 STATEMENT: 0/00/0000 THRU 99/99/9999
 VOIDED DATE: 0/00/0000 THRU 99/99/9999
 AMOUNT: 0.00 THRU 999,999,999.99
 CHECK NUMBER: 000000 THRU 999999

ACCOUNT	--DATE--	--TYPE--	NUMBER	-----DESCRIPTION-----	----AMOUNT----	STATUS	FOLIO	CLEAR DATE
CHECK:								
1010	4/28/2023	CHECK	001690	ALPHA ANALYTICAL LABORATORIES	1,590.00CR	CLEARED	A	5/03/2023
1010	4/28/2023	CHECK	001691	AT&T MOBILITY	90.81CR	OUTSTND	A	0/00/0000
1010	4/28/2023	CHECK	001692	B & G TIRES OF MIDDLETOWN	20.00CR	OUTSTND	A	0/00/0000
1010	4/28/2023	CHECK	001693	COASTLAND CIVIL ENGINEERING, I	3,921.25CR	CLEARED	A	5/03/2023
1010	4/28/2023	CHECK	001694	DNA RIDGE ROCK	61.54CR	OUTSTND	A	0/00/0000
1010	4/28/2023	CHECK	001695	GRANITE CONSTRUCTION	2,007.63CR	CLEARED	A	5/03/2023
1010	4/28/2023	CHECK	001696	HANNAH DAVIDSON	145.00CR	CLEARED	A	5/02/2023
1010	4/28/2023	CHECK	001697	ODP BUSINESS SOLUTIONS, LLC	482.61CR	OUTSTND	A	0/00/0000
1010	4/28/2023	CHECK	001698	PACE SUPPLY CORP	133.17CR	CLEARED	A	5/02/2023
1010	4/28/2023	CHECK	001699	PACIFIC GAS & ELECTRIC COMPANY	13,629.36CR	CLEARED	A	5/03/2023
1010	4/28/2023	CHECK	001700	PIAZZA CONSTRUCTION	25,815.80CR	OUTSTND	A	0/00/0000
1010	4/28/2023	CHECK	001701	POWER INDUSTRIES, INC	722.52CR	CLEARED	A	5/03/2023
1010	4/28/2023	CHECK	001702	RAY MORGAN COMPANY	251.24CR	OUTSTND	A	0/00/0000
1010	4/28/2023	CHECK	001703	SERVICO BUILDING MAINTENANCE C	1,600.00CR	CLEARED	A	5/02/2023
1010	4/28/2023	CHECK	001704	THATCHER COMPANY, INC.	3,082.70CR	CLEARED	A	5/03/2023
1010	4/28/2023	CHECK	001705	TRAVIS BROWN	100.00CR	CLEARED	A	5/04/2023
1010	4/28/2023	CHECK	001706	USA BLUE BOOK	558.93CR	OUTSTND	A	0/00/0000
DEPOSIT:								
1010	4/03/2023	DEPOSIT		CREDIT CARD 4/03/2023	6,094.94	CLEARED	C	4/05/2023
1010	4/03/2023	DEPOSIT	000001	REGULAR DAILY POST 4/03/2023	165.89	CLEARED	C	4/05/2023
1010	4/03/2023	DEPOSIT	000002	CREDIT CARD 4/03/2023	9,668.54	CLEARED	C	4/05/2023
1010	4/03/2023	DEPOSIT	000003	REGULAR DAILY POST 4/03/2023	445.40	CLEARED	C	4/05/2023
1010	4/03/2023	DEPOSIT	000004	CREDIT CARD 4/03/2023	3,520.78	CLEARED	C	4/05/2023
1010	4/03/2023	DEPOSIT	000005	REGULAR DAILY POST 4/03/2023	471.85	CLEARED	C	4/05/2023
1010	4/03/2023	DEPOSIT	000006	CREDIT CARD 4/03/2023	623.91	CLEARED	C	4/04/2023
1010	4/03/2023	DEPOSIT	000007	CREDIT CARD 4/03/2023	608.52	CLEARED	C	4/05/2023
1010	4/03/2023	DEPOSIT	000008	CREDIT CARD 4/03/2023	439.41	CLEARED	C	4/04/2023
1010	4/03/2023	DEPOSIT	000009	CREDIT CARD 4/03/2023	2,001.52	CLEARED	C	4/05/2023
1010	4/03/2023	DEPOSIT	000010	CREDIT CARD 4/03/2023	282.50	CLEARED	C	4/05/2023
1010	4/03/2023	DEPOSIT	000011	CREDIT CARD 4/03/2023	525.75	CLEARED	C	4/06/2023
1010	4/03/2023	DEPOSIT	000012	REGULAR DAILY POST 4/03/2023	6,915.70	CLEARED	C	4/04/2023
1010	4/03/2023	DEPOSIT	000013	DAILY PAYMENT POSTING - ADJ	542.30CR	CLEARED	U	4/03/2023
1010	4/03/2023	DEPOSIT	000014	Payment on Account	542.30	CLEARED	R	4/03/2023
1010	4/04/2023	DEPOSIT		CREDIT CARD 4/04/2023	2,695.28	CLEARED	C	4/05/2023
1010	4/04/2023	DEPOSIT	000001	REGULAR DAILY POST 4/04/2023	146.90	CLEARED	C	4/05/2023
1010	4/04/2023	DEPOSIT	000002	CREDIT CARD 4/04/2023	100.00	CLEARED	C	4/05/2023
1010	4/04/2023	DEPOSIT	000003	CREDIT CARD 4/04/2023	69.30	CLEARED	C	4/05/2023
1010	4/04/2023	DEPOSIT	000004	CREDIT CARD 4/04/2023	1,013.16	CLEARED	C	4/03/2023
1010	4/04/2023	DEPOSIT	000005	CREDIT CARD 4/04/2023	659.68	CLEARED	C	4/05/2023
1010	4/04/2023	DEPOSIT	000006	CREDIT CARD 4/04/2023	913.52	CLEARED	C	4/07/2023
1010	4/04/2023	DEPOSIT	000007	REGULAR DAILY POST 4/04/2023	3,252.45	CLEARED	C	4/05/2023
1010	4/05/2023	DEPOSIT		CREDIT CARD 4/05/2023	5,494.87	CLEARED	C	4/06/2023
1010	4/05/2023	DEPOSIT	000001	REGULAR DAILY POST 4/05/2023	768.20	CLEARED	C	4/06/2023

COMPANY: 999 - POOLED CASH FUND
 ACCOUNT: 1010 CASH - POOLED
 TYPE: All
 STATUS: All
 FOLIO: All

CHECK DATE: 4/01/2023 THRU 4/30/2023
 CLEAR DATE: 0/00/0000 THRU 99/99/9999
 STATEMENT: 0/00/0000 THRU 99/99/9999
 VOIDED DATE: 0/00/0000 THRU 99/99/9999
 AMOUNT: 0.00 THRU 999,999,999.99
 CHECK NUMBER: 000000 THRU 999999

ACCOUNT	--DATE--	--TYPE--	NUMBER	-----DESCRIPTION-----	----AMOUNT----	STATUS	FOLIO	CLEAR DATE
DEPOSIT:								
1010	4/05/2023	DEPOSIT	000002	CREDIT CARD 4/05/2023	200.00	CLEARED	C	4/07/2023
1010	4/05/2023	DEPOSIT	000003	CREDIT CARD 4/05/2023	1,398.82	CLEARED	C	4/06/2023
1010	4/05/2023	DEPOSIT	000004	CREDIT CARD 4/05/2023	83.33	CLEARED	C	4/06/2023
1010	4/05/2023	DEPOSIT	000005	CREDIT CARD 4/05/2023	1,527.91	CLEARED	C	4/10/2023
1010	4/05/2023	DEPOSIT	000006	REGULAR DAILY POST 4/05/2023	4,260.35	CLEARED	C	4/06/2023
1010	4/06/2023	DEPOSIT		CREDIT CARD 4/06/2023	4,033.80	CLEARED	C	4/07/2023
1010	4/06/2023	DEPOSIT	000001	REGULAR DAILY POST 4/06/2023	317.39	CLEARED	C	4/07/2023
1010	4/06/2023	DEPOSIT	000002	CREDIT CARD 4/06/2023	3,346.47	CLEARED	C	4/07/2023
1010	4/06/2023	DEPOSIT	000003	CREDIT CARD 4/06/2023	218.82	CLEARED	C	4/07/2023
1010	4/06/2023	DEPOSIT	000004	CREDIT CARD 4/06/2023	740.25	CLEARED	C	4/11/2023
1010	4/06/2023	DEPOSIT	000005	REGULAR DAILY POST 4/06/2023	2,419.24	CLEARED	C	4/07/2023
1010	4/07/2023	DEPOSIT		CREDIT CARD 4/07/2023	348.66	CLEARED	C	4/07/2023
1010	4/07/2023	DEPOSIT	000001	CREDIT CARD 4/07/2023	1,890.93	CLEARED	C	4/10/2023
1010	4/07/2023	DEPOSIT	000002	CREDIT CARD 4/07/2023	878.10	CLEARED	C	4/10/2023
1010	4/07/2023	DEPOSIT	000003	CREDIT CARD 4/07/2023	792.66	CLEARED	C	4/10/2023
1010	4/07/2023	DEPOSIT	000004	CREDIT CARD 4/07/2023	1,498.47	CLEARED	C	4/12/2023
1010	4/07/2023	DEPOSIT	000005	REGULAR DAILY POST 4/07/2023	5,077.48	CLEARED	C	4/10/2023
1010	4/10/2023	DEPOSIT		CREDIT CARD 4/10/2023	5,377.94	CLEARED	C	4/11/2023
1010	4/10/2023	DEPOSIT	000001	REGULAR DAILY POST 4/10/2023	1,035.43	CLEARED	C	4/11/2023
1010	4/10/2023	DEPOSIT	000002	CREDIT CARD 4/10/2023	1,118.97	CLEARED	C	4/12/2023
1010	4/10/2023	DEPOSIT	000003	CREDIT CARD 4/10/2023	2,110.68	CLEARED	C	4/12/2023
1010	4/10/2023	DEPOSIT	000004	REGULAR DAILY POST 4/10/2023	200.00	CLEARED	C	4/12/2023
1010	4/10/2023	DEPOSIT	000005	CREDIT CARD 4/10/2023	1,160.56	CLEARED	C	4/11/2023
1010	4/10/2023	DEPOSIT	000006	CREDIT CARD 4/10/2023	181.04	CLEARED	C	4/10/2023
1010	4/10/2023	DEPOSIT	000007	CREDIT CARD 4/10/2023	785.87	CLEARED	C	4/11/2023
1010	4/10/2023	DEPOSIT	000008	CREDIT CARD 4/10/2023	929.56	CLEARED	C	4/10/2023
1010	4/10/2023	DEPOSIT	000009	CREDIT CARD 4/10/2023	441.78	CLEARED	C	4/13/2023
1010	4/10/2023	DEPOSIT	000010	REGULAR DAILY POST 4/10/2023	19,409.94	CLEARED	C	4/11/2023
1010	4/11/2023	DEPOSIT		CREDIT CARD 4/11/2023	8,161.92	CLEARED	C	4/12/2023
1010	4/11/2023	DEPOSIT	000001	REGULAR DAILY POST 4/11/2023	363.04	CLEARED	C	4/12/2023
1010	4/11/2023	DEPOSIT	000002	CREDIT CARD 4/11/2023	1,944.77	CLEARED	C	4/12/2023
1010	4/11/2023	DEPOSIT	000003	CREDIT CARD 4/11/2023	232.80	CLEARED	C	4/12/2023
1010	4/11/2023	DEPOSIT	000004	CREDIT CARD 4/11/2023	957.66	CLEARED	C	4/14/2023
1010	4/11/2023	DEPOSIT	000005	REGULAR DAILY POST 4/11/2023	4,574.77	CLEARED	C	4/12/2023
1010	4/12/2023	DEPOSIT		CREDIT CARD 4/12/2023	1,994.80	CLEARED	C	4/13/2023
1010	4/12/2023	DEPOSIT	000001	REGULAR DAILY POST 4/12/2023	511.02	CLEARED	C	4/13/2023
1010	4/12/2023	DEPOSIT	000002	CREDIT CARD 4/12/2023	1,772.97	CLEARED	C	4/13/2023
1010	4/12/2023	DEPOSIT	000003	CREDIT CARD 4/12/2023	1,012.68	CLEARED	C	4/13/2023
1010	4/12/2023	DEPOSIT	000004	CREDIT CARD 4/12/2023	2,742.14	CLEARED	C	4/12/2023
1010	4/12/2023	DEPOSIT	000005	REGULAR DAILY POST 4/12/2023	6,170.35	CLEARED	C	4/13/2023
1010	4/12/2023	DEPOSIT	000006	CREDIT CARD 4/12/2023	3,513.18	CLEARED	C	4/14/2023
1010	4/12/2023	DEPOSIT	000007	REGULAR DAILY POST 4/12/2023	357.53	CLEARED	C	4/14/2023
1010	4/12/2023	DEPOSIT	000008	CREDIT CARD 4/12/2023	315.25	CLEARED	C	4/14/2023
1010	4/12/2023	DEPOSIT	000009	CREDIT CARD 4/12/2023	1,319.36	CLEARED	C	4/14/2023

5/05/2023 4:23 PM
 COMPANY: 999 - POOLED CASH FUND
 ACCOUNT: 1010 CASH - POOLED
 TYPE: All
 STATUS: All
 FOLIO: All

CHECK RECONCILIATION REGISTER

PAGE: 5
 CHECK DATE: 4/01/2023 THRU 4/30/2023
 CLEAR DATE: 0/00/0000 THRU 99/99/9999
 STATEMENT: 0/00/0000 THRU 99/99/9999
 VOIDED DATE: 0/00/0000 THRU 99/99/9999
 AMOUNT: 0.00 THRU 999,999,999.99
 CHECK NUMBER: 000000 THRU 999999

ACCOUNT	--DATE--	--TYPE--	NUMBER	-----DESCRIPTION-----	----AMOUNT----	STATUS	FOLIO	CLEAR DATE
DEPOSIT:								
1010	4/13/2023	DEPOSIT		CREDIT CARD 4/13/2023	977.28	CLEARED	C	4/14/2023
1010	4/13/2023	DEPOSIT	000001	REGULAR DAILY POST 4/13/2023	340.24	CLEARED	C	4/14/2023
1010	4/13/2023	DEPOSIT	000002	CREDIT CARD 4/13/2023	349.65	CLEARED	C	4/14/2023
1010	4/13/2023	DEPOSIT	000003	CREDIT CARD 4/13/2023	516.00	CLEARED	C	4/18/2023
1010	4/13/2023	DEPOSIT	000004	REGULAR DAILY POST 4/13/2023	2,887.66	CLEARED	C	4/14/2023
1010	4/14/2023	DEPOSIT		CREDIT CARD 4/14/2023	4,066.56	CLEARED	C	4/17/2023
1010	4/14/2023	DEPOSIT	000001	REGULAR DAILY POST 4/14/2023	840.54	CLEARED	C	4/17/2023
1010	4/14/2023	DEPOSIT	000002	CREDIT CARD 4/14/2023	1,484.28	CLEARED	C	4/17/2023
1010	4/14/2023	DEPOSIT	000003	CREDIT CARD 4/14/2023	792.31	CLEARED	C	4/14/2023
1010	4/14/2023	DEPOSIT	000004	REGULAR DAILY POST 4/14/2023	10,400.41	CLEARED	C	4/17/2023
1010	4/14/2023	DEPOSIT	000005	DRAFT POSTING	18,379.84	CLEARED	U	4/17/2023
1010	4/17/2023	DEPOSIT		CREDIT CARD 4/17/2023	13,504.55	CLEARED	C	4/18/2023
1010	4/17/2023	DEPOSIT	000001	REGULAR DAILY POST 4/17/2023	1,171.74	CLEARED	C	4/18/2023
1010	4/17/2023	DEPOSIT	000002	CREDIT CARD 4/17/2023	19,499.09	CLEARED	C	4/19/2023
1010	4/17/2023	DEPOSIT	000003	REGULAR DAILY POST 4/17/2023	1,523.79	CLEARED	C	4/19/2023
1010	4/17/2023	DEPOSIT	000004	CREDIT CARD 4/17/2023	4,448.55	CLEARED	C	4/19/2023
1010	4/17/2023	DEPOSIT	000005	REGULAR DAILY POST 4/17/2023	59.58	CLEARED	C	4/19/2023
1010	4/17/2023	DEPOSIT	000006	CREDIT CARD 4/17/2023	1,049.90	CLEARED	C	4/18/2023
1010	4/17/2023	DEPOSIT	000007	CREDIT CARD 4/17/2023	167.53	CLEARED	C	4/19/2023
1010	4/17/2023	DEPOSIT	000008	CREDIT CARD 4/17/2023	624.29	CLEARED	C	4/19/2023
1010	4/17/2023	DEPOSIT	000009	CREDIT CARD 4/17/2023	362.68	CLEARED	C	4/18/2023
1010	4/17/2023	DEPOSIT	000010	CREDIT CARD 4/17/2023	1,014.69	CLEARED	C	4/19/2023
1010	4/17/2023	DEPOSIT	000011	DAILY PAYMENT POSTING - ADJ	249.14CR	CLEARED	U	4/17/2023
1010	4/17/2023	DEPOSIT	000012	DAILY PAYMENT POSTING	249.14	CLEARED	U	4/17/2023
1010	4/17/2023	DEPOSIT	000013	CREDIT CARD 4/17/2023	806.38	CLEARED	C	4/17/2023
1010	4/17/2023	DEPOSIT	000014	REGULAR DAILY POST 4/17/2023	21,037.88	CLEARED	C	4/18/2023
1010	4/17/2023	DEPOSIT	000015	DAILY PAYMENT POSTING - ADJ	393.42CR	CLEARED	U	4/19/2023
1010	4/18/2023	DEPOSIT		CREDIT CARD 4/18/2023	5,603.97	CLEARED	C	4/19/2023
1010	4/18/2023	DEPOSIT	000001	REGULAR DAILY POST 4/18/2023	403.36	CLEARED	C	4/19/2023
1010	4/18/2023	DEPOSIT	000002	CREDIT CARD 4/18/2023	611.04	CLEARED	C	4/19/2023
1010	4/18/2023	DEPOSIT	000003	CREDIT CARD 4/18/2023	592.49	CLEARED	C	4/19/2023
1010	4/18/2023	DEPOSIT	000004	CREDIT CARD 4/18/2023	2,280.47	CLEARED	C	4/21/2023
1010	4/18/2023	DEPOSIT	000005	REGULAR DAILY POST 4/18/2023	2,961.61	CLEARED	C	4/19/2023
1010	4/19/2023	DEPOSIT		CREDIT CARD 4/19/2023	8,143.79	CLEARED	C	4/20/2023
1010	4/19/2023	DEPOSIT	000001	REGULAR DAILY POST 4/19/2023	830.89	CLEARED	C	4/20/2023
1010	4/19/2023	DEPOSIT	000002	CREDIT CARD 4/19/2023	2,081.44	CLEARED	C	4/20/2023
1010	4/19/2023	DEPOSIT	000003	CREDIT CARD 4/19/2023	743.42	CLEARED	C	4/20/2023
1010	4/19/2023	DEPOSIT	000004	CREDIT CARD 4/19/2023	2,159.44	CLEARED	C	4/24/2023
1010	4/19/2023	DEPOSIT	000005	REGULAR DAILY POST 4/19/2023	9,641.27	CLEARED	C	4/20/2023
1010	4/20/2023	DEPOSIT		CREDIT CARD 4/20/2023	6,314.94	CLEARED	C	4/21/2023
1010	4/20/2023	DEPOSIT	000001	REGULAR DAILY POST 4/20/2023	3,560.18	CLEARED	C	4/21/2023
1010	4/20/2023	DEPOSIT	000002	CREDIT CARD 4/20/2023	2,733.51	CLEARED	C	4/21/2023
1010	4/20/2023	DEPOSIT	000003	CREDIT CARD 4/20/2023	1,788.98	CLEARED	C	4/21/2023
1010	4/20/2023	DEPOSIT	000004	CREDIT CARD 4/20/2023	3,184.20	CLEARED	C	4/20/2023

COMPANY: 999 - POOLED CASH FUND
ACCOUNT: 1010 CASH - POOLED
TYPE: All
STATUS: All
FOLIO: All

CHECK DATE: 4/01/2023 THRU 4/30/2023
CLEAR DATE: 0/00/0000 THRU 99/99/9999
STATEMENT: 0/00/0000 THRU 99/99/9999
VOIDED DATE: 0/00/0000 THRU 99/99/9999
AMOUNT: 0.00 THRU 999,999,999.99
CHECK NUMBER: 000000 THRU 999999

ACCOUNT	--DATE--	--TYPE--	NUMBER	-----DESCRIPTION-----	----AMOUNT---	STATUS	FOLIO	CLEAR DATE
DEPOSIT:								
1010	4/20/2023	DEPOSIT	000005	REGULAR DAILY POST 4/20/2023	9,402.51	CLEARED	C	4/21/2023
1010	4/21/2023	DEPOSIT		CREDIT CARD 4/21/2023	12,501.40	CLEARED	C	4/24/2023
1010	4/21/2023	DEPOSIT	000001	REGULAR DAILY POST 4/21/2023	1,471.55	CLEARED	C	4/24/2023
1010	4/21/2023	DEPOSIT	000002	CREDIT CARD 4/21/2023	4,952.74	CLEARED	C	4/24/2023
1010	4/21/2023	DEPOSIT	000003	CREDIT CARD 4/21/2023	1,120.29	CLEARED	C	4/24/2023
1010	4/21/2023	DEPOSIT	000004	CREDIT CARD 4/21/2023	704.59	CLEARED	C	4/26/2023
1010	4/21/2023	DEPOSIT	000005	REGULAR DAILY POST 4/21/2023	5,144.77	CLEARED	C	4/24/2023
1010	4/24/2023	DEPOSIT		CREDIT CARD 4/24/2023	2,285.05	CLEARED	C	4/25/2023
1010	4/24/2023	DEPOSIT	000001	REGULAR DAILY POST 4/24/2023	92.10	CLEARED	C	4/25/2023
1010	4/24/2023	DEPOSIT	000002	CREDIT CARD 4/24/2023	700.90	CLEARED	C	4/26/2023
1010	4/24/2023	DEPOSIT	000003	REGULAR DAILY POST 4/24/2023	275.00	CLEARED	C	4/26/2023
1010	4/24/2023	DEPOSIT	000004	CREDIT CARD 4/24/2023	1,619.26	CLEARED	C	4/26/2023
1010	4/24/2023	DEPOSIT	000005	CREDIT CARD 4/24/2023	744.02	CLEARED	C	4/25/2023
1010	4/24/2023	DEPOSIT	000006	CREDIT CARD 4/24/2023	422.99	CLEARED	C	4/25/2023
1010	4/24/2023	DEPOSIT	000007	CREDIT CARD 4/24/2023	534.16	CLEARED	C	4/26/2023
1010	4/24/2023	DEPOSIT	000008	DAILY PAYMENT POSTING	159.50	CLEARED	U	4/24/2023
1010	4/24/2023	DEPOSIT	000009	CREDIT CARD 4/24/2023	364.57	CLEARED	C	4/27/2023
1010	4/24/2023	DEPOSIT	000010	REGULAR DAILY POST 4/24/2023	7,398.28	CLEARED	C	4/25/2023
1010	4/25/2023	DEPOSIT		CREDIT CARD 4/25/2023	1,396.06	CLEARED	C	4/26/2023
1010	4/25/2023	DEPOSIT	000001	CREDIT CARD 4/25/2023	448.34	CLEARED	C	4/26/2023
1010	4/25/2023	DEPOSIT	000002	REGULAR DAILY POST 4/25/2023	799.48	CLEARED	C	4/26/2023
1010	4/25/2023	DEPOSIT	000003	DAILY PAYMENT POSTING - ADJ	65.35CR	CLEARED	U	4/25/2023
1010	4/26/2023	DEPOSIT		CREDIT CARD 4/26/2023	591.70	CLEARED	C	4/27/2023
1010	4/26/2023	DEPOSIT	000001	CREDIT CARD 4/26/2023	249.58	CLEARED	C	4/27/2023
1010	4/26/2023	DEPOSIT	000002	CREDIT CARD 4/26/2023	319.05	CLEARED	C	4/27/2023
1010	4/26/2023	DEPOSIT	000003	REGULAR DAILY POST 4/26/2023	903.88	CLEARED	C	4/27/2023
1010	4/27/2023	DEPOSIT		CREDIT CARD 4/27/2023	692.24	CLEARED	C	4/28/2023
1010	4/27/2023	DEPOSIT	000001	REGULAR DAILY POST 4/27/2023	100.00	CLEARED	C	4/28/2023
1010	4/27/2023	DEPOSIT	000002	CREDIT CARD 4/27/2023	187.98	CLEARED	C	4/28/2023
1010	4/27/2023	DEPOSIT	000003	CREDIT CARD 4/27/2023	214.54	CLEARED	C	5/02/2023
1010	4/27/2023	DEPOSIT	000004	REGULAR DAILY POST 4/27/2023	1,051.21	CLEARED	C	5/01/2023
1010	4/28/2023	DEPOSIT		CREDIT CARD 4/28/2023	3,585.26	CLEARED	C	5/01/2023
1010	4/28/2023	DEPOSIT	000001	REGULAR DAILY POST 4/28/2023	113.31	CLEARED	C	5/01/2023
1010	4/28/2023	DEPOSIT	000002	CREDIT CARD 4/28/2023	277.99	CLEARED	C	5/01/2023
1010	4/28/2023	DEPOSIT	000003	CREDIT CARD 4/28/2023	382.35	CLEARED	C	5/01/2023
1010	4/28/2023	DEPOSIT	000004	CREDIT CARD 4/28/2023	405.00	CLEARED	C	5/03/2023
1010	4/28/2023	DEPOSIT	000005	REGULAR DAILY POST 4/28/2023	423.29	CLEARED	C	5/01/2023

MISCELLANEOUS:								
1010	4/07/2023	MISC.		PAYROLL DIRECT DEPOSIT	31,954.34CR	CLEARED	P	4/07/2023
1010	4/14/2023	MISC.	001649	GHD VOIDED	31,942.42	VOIDED	A	4/14/2023
1010	4/14/2023	MISC.	001650	HARDESTER'S MARKETS & HAVOIED	435.41	VOIDED	A	4/14/2023
1010	4/14/2023	MISC.	001651	GARDENS BY JILLIAN VOIDED	200.00	VOIDED	A	4/14/2023
1010	4/14/2023	MISC.	001652	JENFITCH, LLC VOIDED	7,696.04	VOIDED	A	4/14/2023

COMPANY: 999 - POOLED CASH FUND
ACCOUNT: 1010 CASH - POOLED
TYPE: All
STATUS: All
FOLIO: All

CHECK DATE: 4/01/2023 THRU 4/30/2023
CLEAR DATE: 0/00/0000 THRU 99/99/9999
STATEMENT: 0/00/0000 THRU 99/99/9999
VOIDED DATE: 0/00/0000 THRU 99/99/9999
AMOUNT: 0.00 THRU 999,999,999.99
CHECK NUMBER: 000000 THRU 999999

ACCOUNT	--DATE--	--TYPE--	NUMBER	-----DESCRIPTION-----	---- <th>STATUS</th> <th>FOLIO</th> <th>CLEAR DATE</th>	STATUS	FOLIO	CLEAR DATE
MISCELLANEOUS:								
1010	4/14/2023	MISC.	001653	JL MECHANICAL	VOIDED	5,376.64	VOIDED	A 4/14/2023
1010	4/14/2023	MISC.	001654	MEDIACOM	VOIDED	503.05	VOIDED	A 4/14/2023
1010	4/14/2023	MISC.	001655	MIDDLETOWN COPY & PRINT	VOIDED	182.33	VOIDED	A 4/14/2023
1010	4/14/2023	MISC.	001656	PACE SUPPLY CORP	VOIDED	614.16	VOIDED	A 4/14/2023
1010	4/14/2023	MISC.	001657	SOUTH LAKE REFUSE & RECY	VOIDED	555.99	VOIDED	A 4/14/2023
1010	4/14/2023	MISC.	001658	SPECIAL DISTRICT RISK MA	VOIDED	44,322.43	VOIDED	A 4/14/2023
1010	4/14/2023	MISC.	001659	TYLER TECHNOLOGY	VOIDED	5,102.80	VOIDED	A 4/14/2023
1010	4/14/2023	MISC.	001660	USA BLUE BOOK	VOIDED	3,451.01	VOIDED	A 4/14/2023
1010	4/14/2023	MISC.	001661	WAGNER & BONSIGNORE CCE	VOIDED	60.46	VOIDED	A 4/14/2023
1010	4/21/2023	MISC.		PAYROLL DIRECT DEPOSIT		32,038.78CR	CLEARED	P 4/21/2023
1010	4/21/2023	MISC.	000001	PAYROLL DIRECT DEPOSIT		145.40CR	CLEARED	P 4/21/2023
1010	4/21/2023	MISC.	042123	STATE OF CALIF EDD Q1		93.84CR	CLEARED	G 4/21/2023
1010	4/27/2023	MISC.	042723	NBS ADMIN FEES		1,900.16	CLEARED	G 4/27/2023

SERVICE CHARGE:								
1010	4/04/2023	SERV-CHG		MARCH CHASE FEES		3,460.47CR	CLEARED	G 4/04/2023
1010	4/04/2023	SERV-CHG	000001	MARCH CHASE FEES		413.99CR	CLEARED	G 4/04/2023
1010	4/05/2023	SERV-CHG		MARCH AMX FEES		34.00CR	CLEARED	G 4/05/2023
1010	4/18/2023	SERV-CHG		MARCH ACCOUNT ANALYSIS FEES		352.01CR	CLEARED	G 4/18/2023
1010	4/21/2023	SERV-CHG		Analysis Fees		36.00CR	CLEARED	G 4/21/2023

TOTALS FOR ACCOUNT 1010				CHECK	TOTAL:	448,369.76CR
				DEPOSIT	TOTAL:	366,123.35
				INTEREST	TOTAL:	0.00
				MISCELLANEOUS	TOTAL:	38,110.54
				SERVICE CHARGE	TOTAL:	4,296.47CR
				EFT	TOTAL:	0.00
				BANK-DRAFT	TOTAL:	24,875.47CR

TOTALS FOR POOLED CASH FUND				CHECK	TOTAL:	448,369.76CR
				DEPOSIT	TOTAL:	366,123.35
				INTEREST	TOTAL:	0.00
				MISCELLANEOUS	TOTAL:	38,110.54
				SERVICE CHARGE	TOTAL:	4,296.47CR
				EFT	TOTAL:	0.00
				BANK-DRAFT	TOTAL:	24,875.47CR



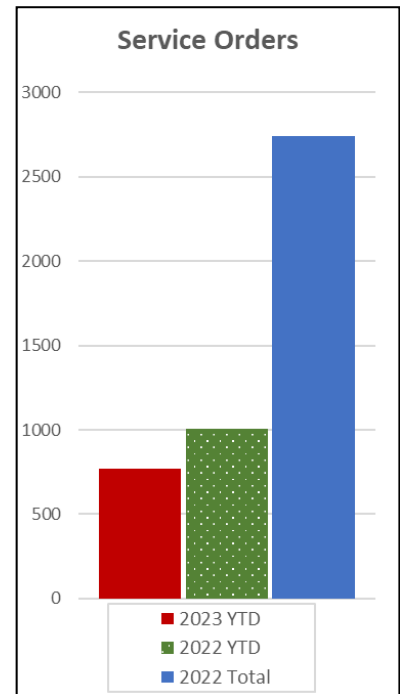
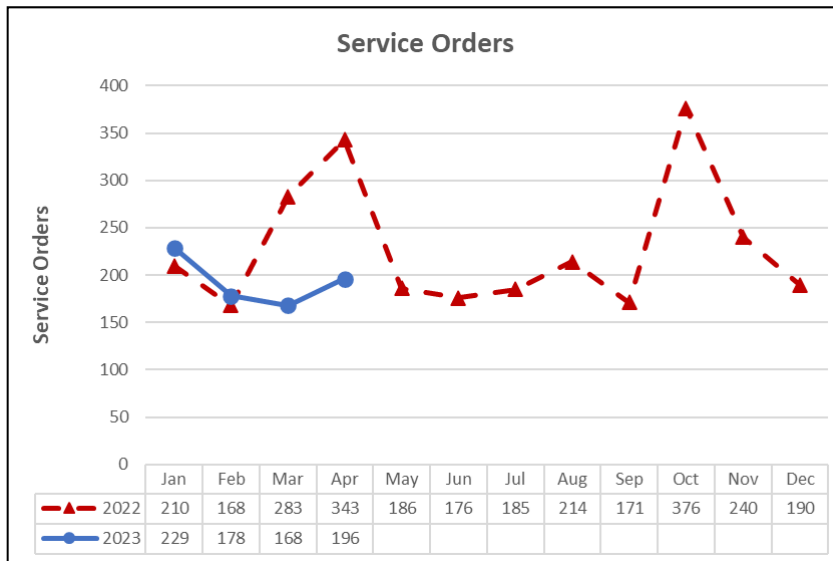
Hidden Valley Lake Community Services District

Field Operations Report

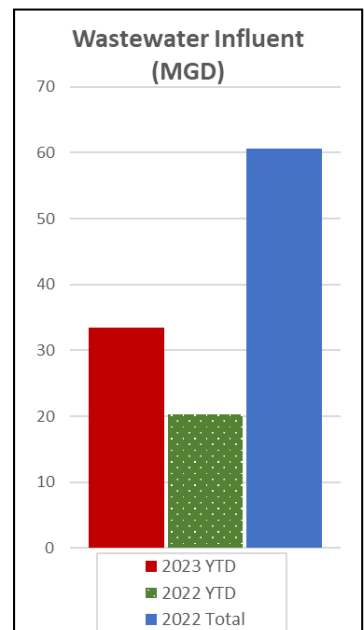
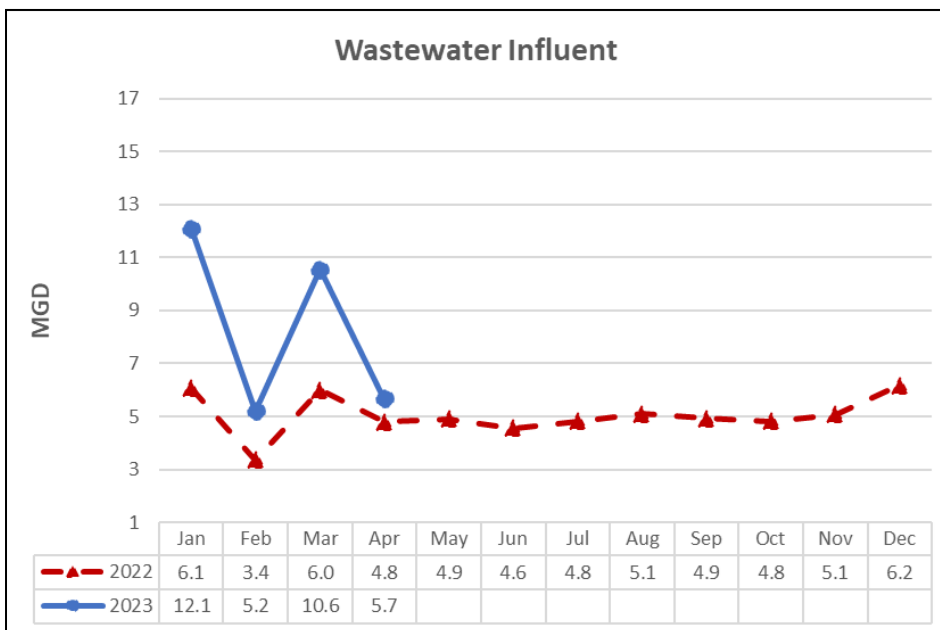
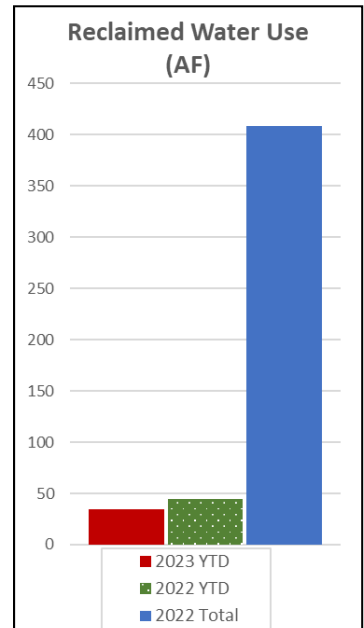
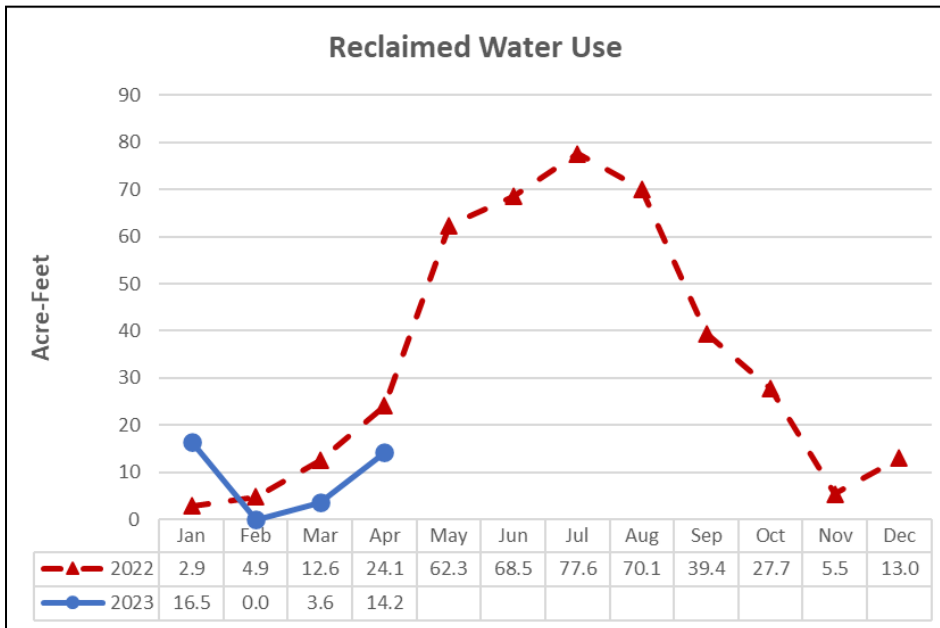
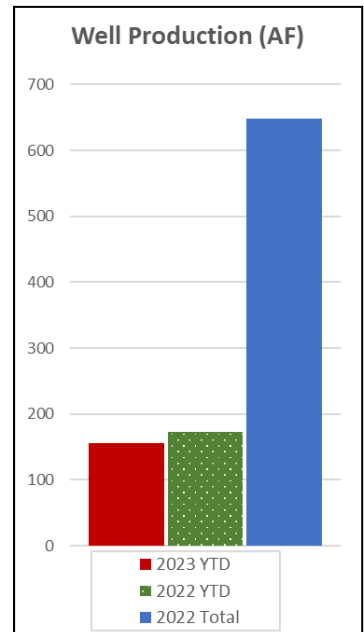
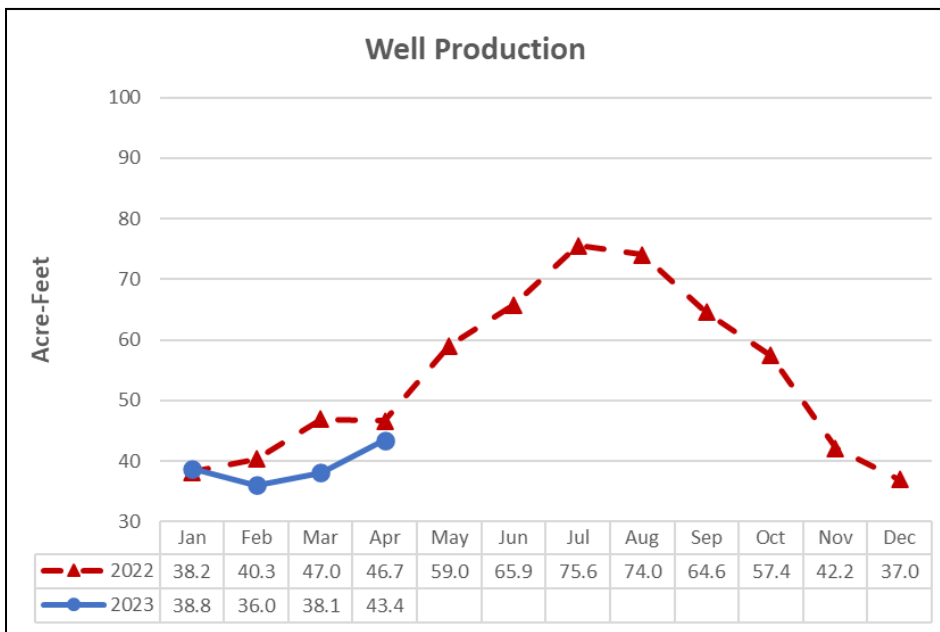
April 2023

Water Connections		Wastewater Connections	
New (current month)	0	New (current month)	0
Residential (previous month)	2474	Residential (previous month)	1482
Commercial & Govt (previous month)	35	Commercial & Govt (previous month)	15
Total Water Connections:	2511	Total Wastewater Connections:	1497

Precipitation		
April	Previous Year April	Historical
0.04 in	1.72 in	2.38 in

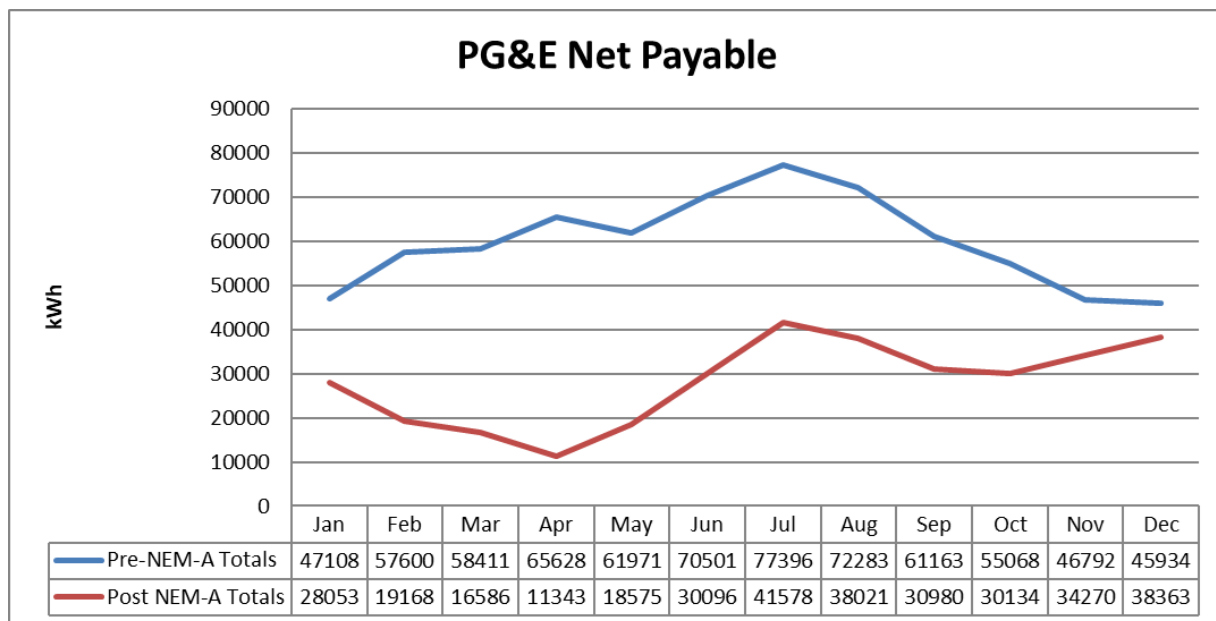


Hours		
Overtime Hours:	28	\$1,195.39

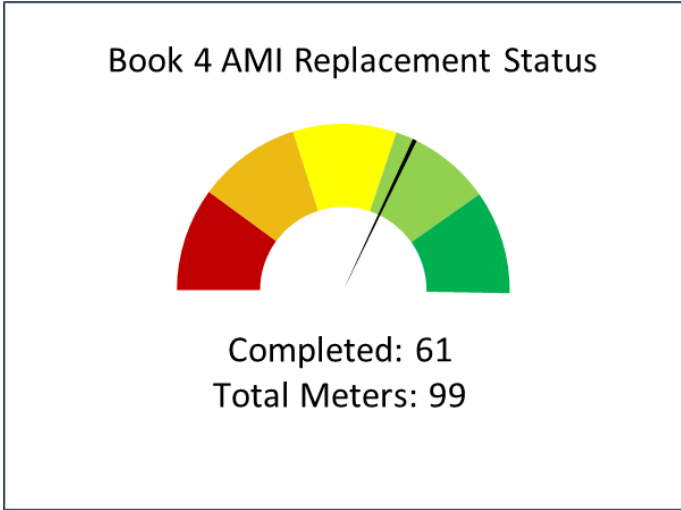
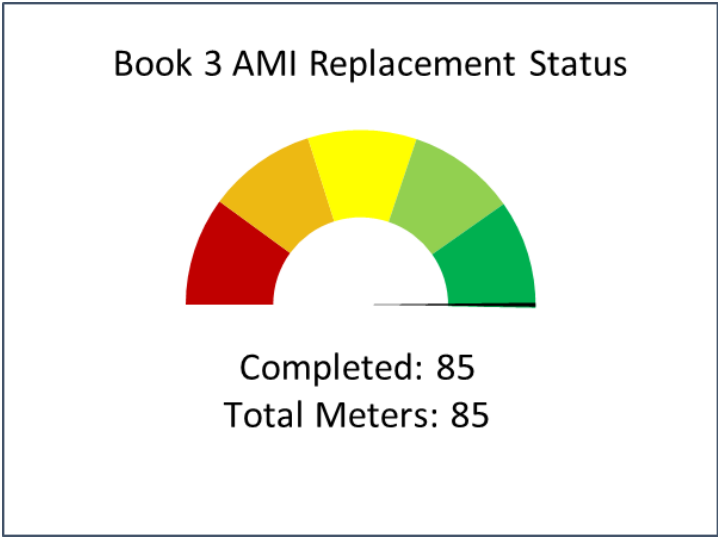
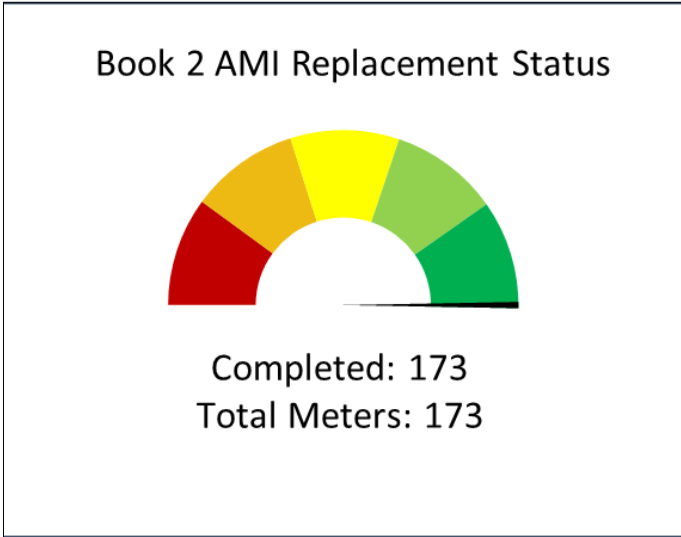
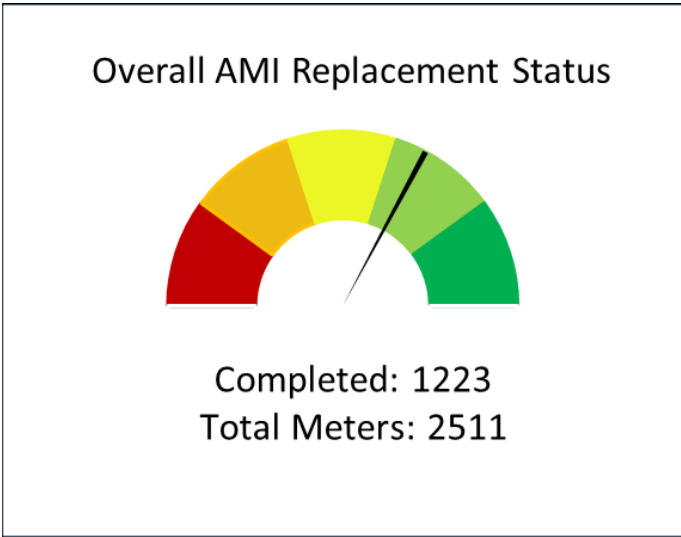


Vehicle Mileage	
Vehicle	Mileage
Truck 2	1,234
Truck 3	310
Truck 4	1,430
New Truck 6	719
Truck 7	2,118
Truck 8	-
Truck 9	290
Tractor	8.30 hours
Vac Truck	59.00
Excavator	4.80
Skid Steer	11.40

Fuel Tank Use		
	Gasoline	Diesel
Tank Meter	340.50	215.30
Fuel Log	339.80	215.20



AMI Project Status

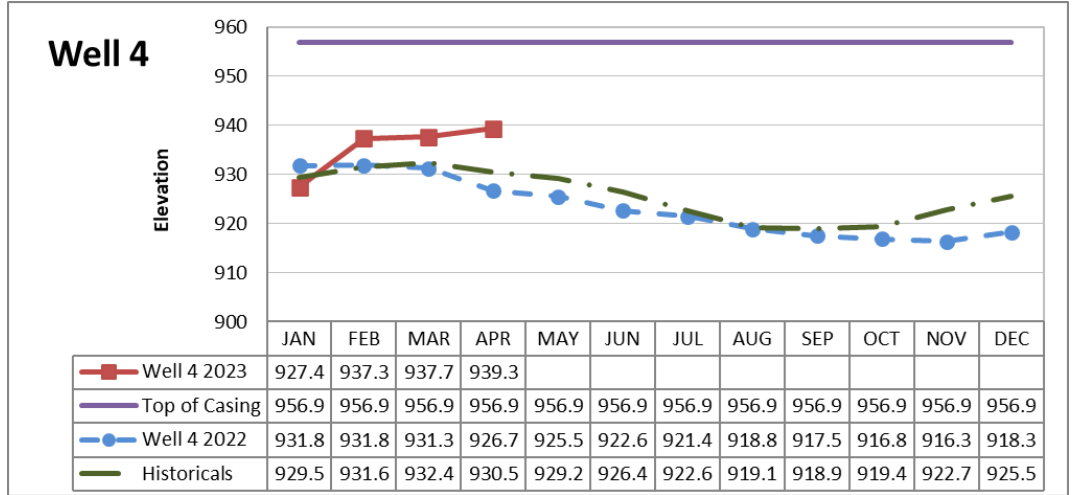


Groundwater Data

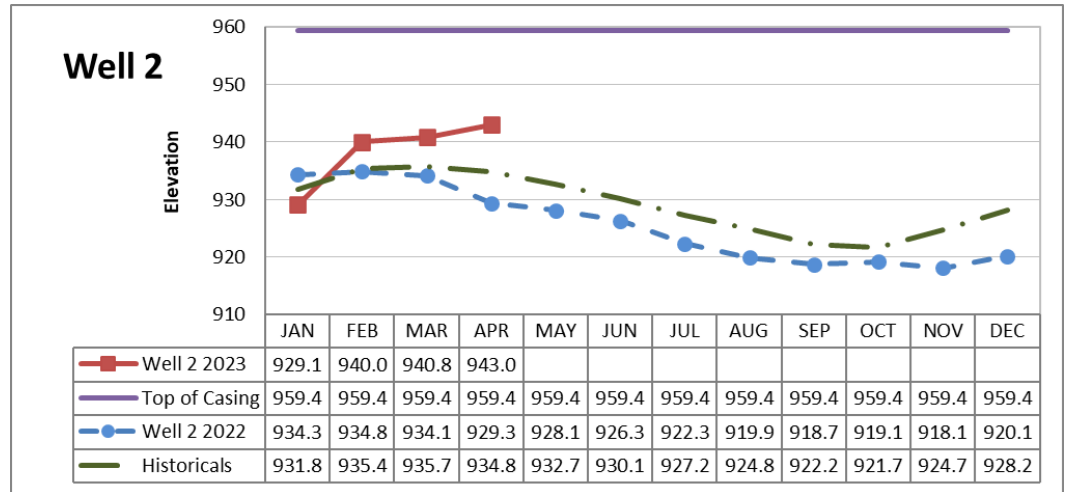
Drawdown

Recharge Rate

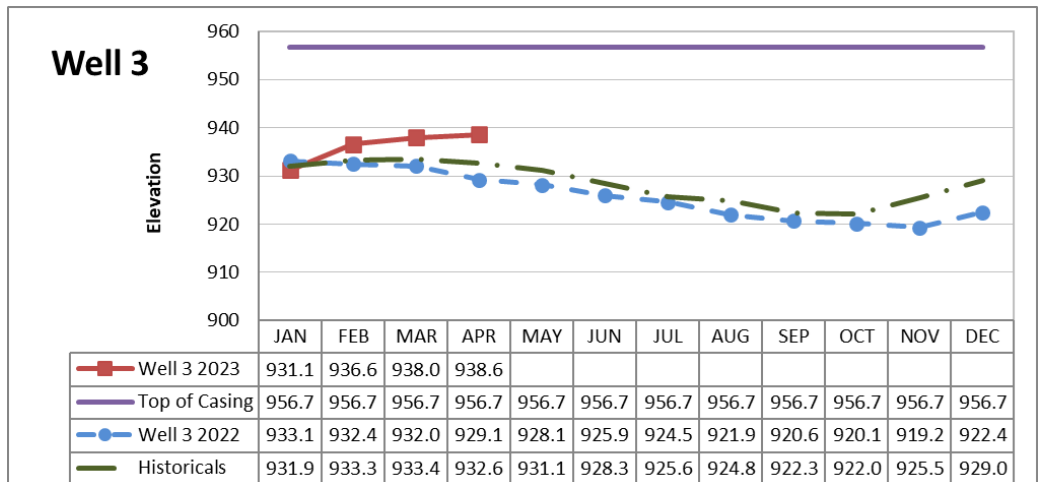
April: 107%



April: 104%



April: 100%



Water System Highlights

- GIS valve geolocating for records and leak detection program
- Mainline break on Moonridge Rd
- Service line replacement on Old Creek Rd
- AMI meter installations
- Meter reads 4/24—4/27
- Routine maintenance and operations

Wastewater System Highlights

- Routine maintenance and operations

Water Resources Specialist Highlights

- Geolocating of water and sewer infrastructure
- I/I flow monitor maintenance and data collection
- Submitted the Electronic Annual Report (EAR); SWRCB requirement.
- I/I monitoring during heavy rain events
- Scanning and digitizing maps/documents
- Lead Service Line Inventory (LSLI) 15% complete
- Database maintenance, reports, and SOP development

Association of California Water Agencies—Committee Highlights

State Legislative Committee 4/14/23 and 5/5/23

AB 1594: *Favor*—Medium– and heavy-duty zero-emission vehicles: public agency utilities

In light of the California Air Resources Board (CARB) Advanced Clean Fleets (ACF) Rule, which was adopted April 28, 2023, An 1594 would require and State regulation that seeks to require the procurement of a medium– and heavy-duty zero-emission vehicle (ZEV) by a public agency to ensure that those vehicles can support the agency’s ability to maintain reliable services, respond to disasters, and provide mutual aid assistance both state and nationwide. This bill would create a list of vehicle vendors and suppliers that meet both ZEV standards and the needs of utilities. ACWA feels that this bill would address the feasibility concern of the ACF Rule, as well as other concerns, and provide a form of check to CARB.

AB 1637: *Watch*—Local government: internet websites and email addresses

Existing law under the California Public Records Act requires a local agency to make public records available for inspection, which can be satisfied by posting the records on its website and directing members of the public to the website. AB 1637 would require, by January 1, 2025, a local agency that maintains public email addresses to ensure that each email address provided to employees utilize a “.gov” or “.ca.gov” domain name. Although this transition would provide additional cybersecurity benefits for agencies and allow the public to easily identify government websites and emails, it could create additional IT costs upon implementation.

SB 57: *Oppose*—Utilities: disconnection of residential service

Existing law under the Water Shutoff Protection Act prohibits a public water system with more than 200 service connections from discontinuing a residential service due to nonpayment until a payment has been delinquent for at least 60 days. AB 57 would require public water systems to postpone disconnection of residential services for nonpayment when the National Weather Service’s local forecast predicts that the temperature will be 32 degrees Fahrenheit or cooler, or 95 degrees Fahrenheit or warmer, within the utility’s service area during the 24 hours after that service disconnection would occur. This bill would likely be difficult to comply with, could compromise revenue flows necessary for providing reliable water services during times of extreme weather, and could lead to litigation if not implemented correctly.

Association of California Water Agencies—Committee Highlights

State Legislative Committee continued... 4/14/23 and 5/5/23

SB 493: Favor—Air pollution: alternative vehicles and electric and hydrogen infrastructure

Existing law requires the California Energy Commission, with the CARB and the Public Utilities Commission (CPUC), to prepare a statewide assessment of the electric vehicle charging infrastructure need to support the levels of electric vehicle adoption required for the State to meet its goals of putting at least 5,000,000 ZEVs on California roads by 2030, and of reducing emissions of greenhouse gases to 40% below 1990 levels by 2030. Also, Executive Order No. N-79-20 established a goal that 100% of in-state sales of new passenger cars and trucks be zero-emission by 2035. SB 493 would require the CEC, in consultation with the CARB and CPUC, to also include in the assessment:

- A) The hydrogen production, storage, and transport facilities needed to support medium- and heavy-duty fleet transitions to zero-emission hydrogen vehicles;
- B) The electric vehicle infrastructure, electric system infrastructure, and electric generation needed to support medium- and heavy-duty fleet transitions to zero-emission battery and electric vehicles; and
- C) Barriers to the deployment of electric and hydrogen infrastructure for medium- and heavy-duty fleets and recommendations for addressing these barriers.

Association of California Water Agencies—Committee Highlights

Water Quality Committee

Hexavalent Chromium (Cr(VI)) (no updates since April meeting)

In March of 2022 the SWRCB released the new proposed hexavalent chromium Maximum Contaminant Level (MCL) of 10 ppb from the previous 50 ppb. If approved, a compliance period of 3 years (January 1, 2027) could be expected. A Standardized Regulatory Impact Assessment (SRIA) found that economically, the proposed regulation would “result in direct costs to [Public Water Systems (PWS)], which will likely have spillover effects to individuals and business that purchase water from [PWS that are impacted by the new MCL]...The direct costs to PWS and higher water bills result in direct and induced costs to the economy statewide.” Average monthly water bills are expected to increase between \$20.46—\$463.21 and SWRCB staff predict that affected ratepayers are those already paying disproportionately higher water bills since they are in rural or farming communities that are unable to benefit from economies of scale. The total impact, by 2028, to households is therefore predicted to be \$218,660,175 in the form of higher water bills.

ACWA submitted a letter to the Office of Environmental Health Hazard Assessment (OEHHA), which establishes public health goals (PHG) for contaminants, expressing concerns that a full review of Cr (VI) has not been conducted in compliance with state law. OEHHA is requesting additional comments and information that may validate updating the PHG of 0.2 ppb.

Per- and Polyfluoroalkyl Substances (PFAS) (no updates since April meeting)

On March 14, 2023 the U.S. Environmental Protection Agency (EPA) proposed the first national primary drinking water standards for six PFAS. The proposal includes monitoring requirements for water systems, among others, including quarterly monitoring (with the potential for reduced monitoring).

Water Management Committee

No updates.

Energy Committee

On April 28, 2023, the California Air Resources Board’s (CARB) approved the Advanced Clean Fleets Regulation which will require small agencies to purchase zero emissions vehicles starting in 2028.



Hidden Valley Lake Community Services District


Projects Update Report

April/May 2023

Backup Power Reliability Project

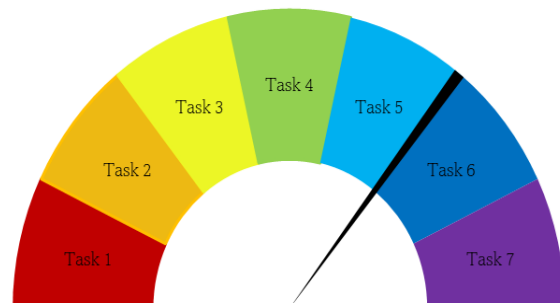
- 4/14 Received 35% design
- 4/25 Submitted comments to 35% Design
- 5/2 Budget Discussions with GHD, NHA
- 5/3 Comments review
- 5/9 Received Technical Memorandum from GHD
- 5/17 65% design scheduled

Expense Period	Request Date	Request Amount	NOP Amount	Warrant	Difference
Q3 2022	10/15/2022	\$370.62	\$250.14	01/31/2023	108 Days
Q4 2022	01/10/2023	\$2,240.97	\$1,512.45	02/14/2023	35 Days
Q1 2023	4/7/2023	\$3,397.21	\$2,292.81	05/05/2023	28 Days



- Task 1: Surveying
- Task 2: Soils Investigation
- Task 3: Utility Company Investigation
- Task 4: Environmental and Permitting Review
- Task 5: Basis of Design Technical Memorandum
- Task 6: Engineering Design Package
- Task 7: Bidding Support

Design Status



Defensive Space and Ignition Resistant Construction Project

- 4/10 Quarterly Report submitted
- 4/12 Comment review with Ben-En
- 4/18 and 4/24 Certified Arborist on site
- 4/25 and 4/28 Design and valve discussion
- 5/2 Budget Discussions With GHD, NHA
- 5/5 Bi-weekly mtg, new schedule
- 6/2 95% design scheduled

Expense Period	Request Date	Request Amount	NOP Amount	Warrant	Difference
Q3 2022	10/06/2022	\$2,501.64	\$1,688.38	01/23/2023	109 Days
Q4 2022	01/10/2023	\$3,981.15	\$2,686.92	02/03/2023	24 Days
Q1 2023	04/10/2023	\$100,002.50	\$67,492.69	05/05/2023	25 Days



Design Status



- Task 1: Geotechnical and Survey Field Work
- Task 2: Geotechnical Report
- Task 3: 35% Engineering Design Package
- Task 4: 65% Engineering Design Package
- Task 5: 95% PS&E
- Task 6: CEQA Initial Study/Mitigated Negative Declarations
- Task 7: Bidding Support

Water System Storage Reliability Project

- 4/7 Received 90% Design from GHD
- 5/2 Budget Discussions With GHD, NHA
- 5/8 Submitted quarterly reimbursement from DWR/IRWM
- 5/9 Received Technical Memorandum from GHD
- 5/11 New Plan of Study for DWSRF50924
- 5/12 100% Design package received
- 5/12 RFP for CMI advertised

Expense Period	Request Date	Request Amount	NOP Amount	Warrant	Difference
Pre-Award	10/21/2022	\$19,076.17	\$12,876.41	12/02/2022	42 Days
Q3 2022	10/21/2022	\$4,350.45	\$2,936.55	12/02/2022	42 Days
Q4 2022	01/06/2023	\$15,995.73	\$10,594.62	01/23/2023	17 Days
Q1 2023	04/11/2023	\$64,128.44	\$43,286.70	05/05/2023	24 Days

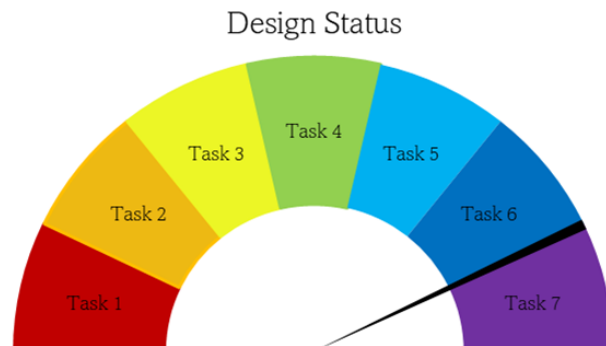


Close-up Unit 9 Tank



Unit 9 Tank

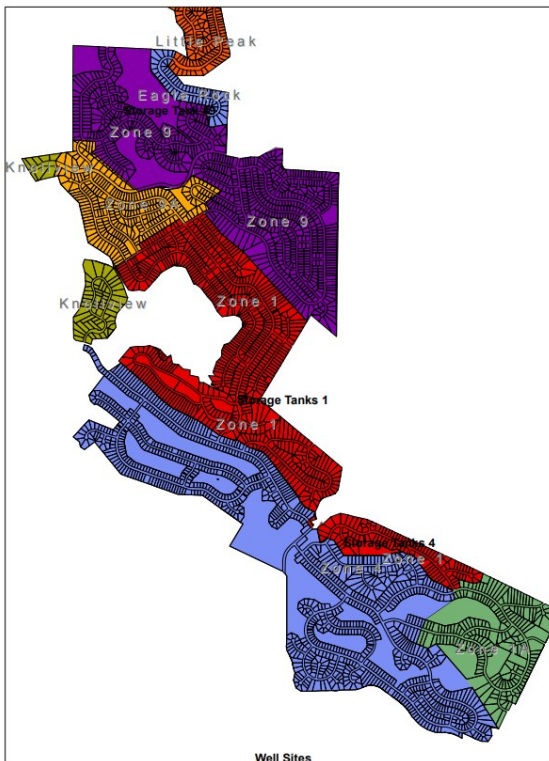
- Task 1: Project Kick-off Meeting
- Task 2: Geotechnical Report
- Task 3: Basis of Design Tech Memo
- Task 4: 35% Engineering Design Package
- Task 5: 60% Engineering Design Package
- Task 6: Final Engineering Design Package
- Task 7: Bidding Support



Water Distribution Reliability Project

- 4/8 Quarterly Report Submitted
- 4/11 Seismic Inspections
- 4/20 On-site geo-locating & map review
- 5/2 Budget Discussions With GHD, NHA
- 5/25 Condition Summary Technical Memorandum scheduled

Expense Period	Request Date	Request Amount	NOP Amount	Warrant	Difference
Q4 2022	01/10/2023	\$1,450.49	\$978.95	02/14/2023	35 Days
Q1 2023	04/08/2023	\$34,543.03	\$23,313.44	05/05/2023	27 Days



Design Status

- Task 1: Kick-off Meeting, Field Review, and Topographic Survey
- Task 2: Geotechnical Study and Seismic Hazard Assessment
- Task 3: Environmental Investigations and Document Preparation
- Task 4: 30% Engineering Design Package
- Task 5: 65% Engineering Design Package
- Task 6: Benefit Cost Analysis
- Task 7: Final Project Reports and Memorandum





Other Project Updates

Advanced Metering Infrastructure (AMI) Project

- 4/5 Evaluating Verizon meter locations, scheduling lid replacements
- 5/4 Nearing the end of installing initial radio inventory

FLASHES Project

- 4/14 OCED Concept Paper deadline

SCADA

- 4/10 Final CyberSecurity workshop
- 5/3 Review CalOES CyberSecurity Gap Analysis Survey
- 5/12 Survey deadline
- 5/23 Implementation plan meeting scheduled

I & I

- 5/4 Submitted quarterly request for reimbursement
- 5/5 Final retainage check to contractor

Other Activities

- 3/29 Submitted State funding application for mainlines planning
- WaterWorth Scenario Development
- Brambles Design development
- Budget
- Covid - Responding to RFIs
- 5/3 attended CDBG office hours
- 5/10 Submitted ICARP RRGIP Intent to Apply



**Hidden Valley Lake
Community Services District**
19400 Hartmann Road
Hidden Valley Lake, CA 95467
707.987.9201
707.987.3237 fax
www.hvlcsd.org

MEMO

To: Board of Directors
From: Dennis White
Date: May 16, 2023
RE: General Manager's Report

Below is an overview of District operational activities.

Management of the Day-to-Day Operations

Finance

Budget discussions were the predominant topic at this month's Finance Committee meeting. Much of our discussions will re-surface in items that appear later in this agenda. There is a lot packed into the budget this year, and there is therefore a lot to discuss. I hope to continue this healthy discussion tonight. There are key elements to this budget that we are bringing to the board in an effort to be fully transparent.

In the agenda tonight, you will see a cost of living adjustment (COLA) that is part of our budget. We have discussed this concept at length, but this is the quantitative representation of this new standard. Moving forward, it will be easy to track leading economic indicators like the consumer price index (CPI), to make adjustments, but this is our starting point.

Also in the agenda tonight, you will see possible action on bond financing. In addition to my 20+ yrs experience with the District, I am blessed to have key direct reports that have also been with the District for 10 years or more. Thanks to their efforts in putting together the 5-year rate schedule, the adoption of the Local Hazard Mitigation Plan, and the budget year after year, we find ourselves in a unique place, three years later. Staff has responded to the call for financing the Board's List of Priorities that appear in every Board agenda. As we get closer to finalizing capital project designs, we now have a better picture of when construction can begin, and how much it will cost. Significant construction activities will be taking place in the two upcoming fiscal years. Earlier this month we met with NHA Advisors, nearly a year after our first meeting. We were able to provide a more clarified vision of project status' which prompted the bond discussion. As you will see from their disclosure statement, they welcome the opportunity to bring a financing solution to District that will



**Hidden Valley Lake
Community Services District**
19400 Hartmann Road
Hidden Valley Lake, CA 95467
707.987.9201
707.987.3237 fax
www.hvlcsd.org

help make these projects happen at a cost and term that is amenable to the District and its ratepayers. NHA Advisors will not be compensated until financing is secured.

Staffing

Jacob M is our newest certification recipient with a D2 in Water Distribution. Congrats Jacob!

Nik & Jessika attended the CRWA Expo in S Lake Tahoe last month. This is an annual opportunity for staff to participate in on-site training to build up their continuing education units (CEUs), which helps keep their certifications current. We are happy to bring this benefit back, post-pandemic.

Hannah attended the AWCA Spring Conference last week. We've been a member of ACWA for years, and this conference never disappoints. While Hannah continuously represents us as a voting member of ACWA's State Legislative Committee, this conference is always chock full of educational opportunities that expand beyond legislature. I look forward to hearing her thoughts on the event.

Other Business

HVLA – We have helped the association convert their water metering. Plumbing in new irrigation meters had presented some challenges but we've been able to work through them over the past several weeks. These new meters are "smart", which will enable them to have better control of their water use.

FLASHES – The administrator of our Integrated Regional Water Management (IRWM) group brought a new funding opportunity to our attention. The Department of Energy has a division called the Office of Clean Energy Demonstration (DOE OCED). They are offering funding for projects that provide an improvement to energy reliability in rural or remote areas. We submitted a concept paper last month, but it is still under review. We hope to hear soon that we are "encouraged" to submit a full application, as the submission deadline is quickly approaching.

Major Projects

In an effort to streamline communications, I ask that you refer to the Projects Update report for detail on Major Projects.

**HIDDEN VALLEY LAKE COMMUNITY SERVICES DISTRICT
SEWER ENTERPRISE FUND**

5/11/2023
4:54 PM

SEWER ENTERPRISE FUND REVENUE	Budget 7/1/2022	To Date 5/5/2023	Difference	Proposed 7/1/2023
120-4020 PERMIT & INSPECTION FEES	1,000	400	(600)	1,000
120-4036 DEVELOPER SEWER FEES	-	-	-	-
120-4040 LIEN RECORDING FEES	-	-	-	-
120-4045 AVAILABILITY FEES	5,500	7,181	1,681	7,181
120-4050 SALES OF RECLAIMED WATER	154,542	95,041	(59,501)	168,451
120-4111 COMMERCIAL SEWER USE	85,538	74,596	(10,942)	85,538
120-4112 GOVERNMENT SEWER USE	1,200	1,091	(109)	1,200
120-4116 SEWER USE CHARGES	1,836,418	1,539,219	(297,199)	1,913,136
120-4210 LATE FEE 10%	22,000	30,592	8,592	25,000
120 4300 MISC INCOME	2,500	379	(2,121)	500
120-4310 OTHER INCOME	1,450	2,182	732	2,000
120-4320 FEMA/CalOES Grants	-	1,969	1,969	-
120-4325 GRANTS	-	25,671	25,671	-
120-4550 INTEREST INCOME	500	1,286	786	1,200
120-4580 TRANSFER IN - Fund 314 CIP	-	-	-	83,597
120-4955 GAIN/LOSS	-	8,049	8,049	-
TOTAL REVENUE	2,110,648	1,787,657	(322,991)	2,288,803

**HIDDEN VALLEY LAKE COMMUNITY SERVICES DISTRICT
SEWER ENTERPRISE FUND**

5/11/2023
4:54 PM

SEWER ENTERPRISE FUND OPERATION EXPENDITURES	Budget 7/1/2022	To Date 5/5/2023	Difference	Proposed 7/1/2023
120-5-10-5010 ADMIN SALARY & WAGES	289,065	262,959	26,106	307,313
120-5-30-5010 FIELD SALARY & WAGES	302,326	262,195	40,131	320,343
120-5-40-5010 DIRECTORS SALARY & WAGES	3,000	2,692	309	3,000
120-5-10-5020 ADMIN EMPLOYEE BENEFITS (HEALTH)	93,926	64,671	29,255	90,907
120-5-30-5020 FIELD EMPLOYEE BENEFITS (HEALTH)	122,616	105,782	16,834	135,800
120-5-40-5020 DIRECTOR BENEFITS (TAXES)	230	64	167	230
120-5-10-5021 ADMIN RETIREMENT BENEFITS (Pers)	59,860	54,757	5,103	61,850
120-5-30-5021 FIELD RETIREMENT BENEFITS (Pers)	57,910	53,352	4,558	59,421
120-5-30-5022 FIELD CLOTHING ALLOWANCE	2,500	1,864	636	2,500
120-5-00-5024 WORKERS' COMP INSURANCE	12,000	10,023	1,977	18,000
120-5-00-5025 RETIREE HEALTH BENEFITS	16,884	6,299	10,585	18,533
120-5-40-5030 DIRECTOR HEALTH BENEFITS	25,629	24,841	788	44,242
120-5-00-5040 ELECTION EXPENSE	2,500	32	2,468	2,500
120-5-00-5060 GASOLINE, OIL & FUEL	30,000	18,173	11,827	30,000
120-5-00-5061 VEHICLE MAINT	26,415	31,546	(5,131)	26,415
120-5-00-5062 TAXES & LICENSE	800	152	648	800
120-5-10-5063 ADMIN CERTIFICATIONS	500	-	500	500
120-5-30-5063 FIELD CERTIFICATIONS	1,500	266	1,234	1,500
120-5-00-5074 PROPERTY/LIABILITY INSURANCE	104,000	104,101	(101)	129,000
120-5-00-5075 BANK FEES	30,000	22,709	7,291	35,000
120-5-00-5080 MEMBERSHIP & SUBSCRIPTIONS	11,000	12,069	(1,069)	12,000
120-5-10-5090 ADMIN OFFICE SUPPLIES	4,000	2,997	1,003	4,000
120-5-30-5090 FIELD OFFICE SUPPLIES	1,000	660	340	1,000
120-5-00-5092 POSTAGE & SHIPPING	9,000	6,600	2,400	9,000
120-5-00-5110 CONTRACTUAL SERVICES	-	-	-	-
120-5-00-5121 LEGAL SERVICES	12,000	16,561	(4,561)	20,000
120-5-00-5122 ENGINEERING SERVICES	49,000	47,931	1,069	75,000
120-5-00-5123 OTHER PROFESSIONAL SERVICE	10,000	7,623	2,377	12,000
120-5-00-5125 OPEB OBLIGATION	-	-	-	12,500
120-5-00-5126 AUDIT SERVICES	7,500	6,225	1,275	7,500
120-5-00-5130 PRINTING & PUBLICATION	6,000	4,993	1,007	8,000
120-5-00-5135 NEWSLETTER	1,000	293	708	1,000
120-5-00-5145 EQUIPMENT RENTAL	5,000	6,361	(1,361)	6,500
120-5-00-5148 OPERATING SUPPLIES	50,000	72,541	(22,541)	70,000
120-5-00-5150 REPAIR & REPLACE	180,000	91,658	88,342	180,000
120-5-00-5155 MAINT BLDG & GROUNDS	12,000	9,273	2,727	12,000
120-5-00-5156 CUSTODIAL SERVICES	17,500	8,792	8,708	17,500
120-5-00-5157 SECURITY	1,000	858	142	1,000
120-5-00-5160 SLUDGE DISPOSAL	35,000	42,082	(7,082)	42,000
120-5-10-5170 ADMIN TRAVEL MILEAGE	5,000	3,061	1,939	5,000
120-5-30-5170 FIELD TRAVEL MILEAGE	1,000	2,118	(1,118)	5,000

**HIDDEN VALLEY LAKE COMMUNITY SERVICES DISTRICT
SEWER ENTERPRISE FUND**

5/11/2023
4:54 PM

SEWER ENTERPRISE FUND OPERATION EXPENDITURES	Budget 7/1/2022	To Date 5/5/2023	Difference	Proposed 7/1/2023
120-5-40-5170 DIRECTORS TRAVEL MILEAGE	200	-	200	200
120-5-10-5175 ADMIN EDUCATION/SEMINARS	5,000	2,868	2,132	5,000
120-5-30-5175 FIELD EDUCATION/SEMINARS	4,000	2,929	1,071	4,000
120-5-40-5175 DIRECTORS EDUCATION/SEMINARS	1,500	141	1,359	1,500
120-5-40-5176 DIRECTOR TRAINING	3,600	-	3,600	3,600
120-5-10-5179 ADM MISC EXPENSE	350	780	(430)	800
120-5-00-5165 TERTIARY POND MAINTENANCE	50,000	50,000	-	50,000
120-5-00-5191 TELEPHONE	15,000	13,431	1,569	18,000
120-5-00-5192 ELECTRICITY	155,000	108,349	46,651	155,000
120-5-00-5193 OTHER UTILITIES	3,500	2,497	1,003	3,500
120-5-00-5194 IT SERVICES	35,000	28,193	6,807	35,000
120-5-00-5195 ENV/MONITORING	40,000	44,462	(4,462)	50,000
120-5-00-5196 RISK MANAGEMENT	-	-	-	-
120-5-00-5198 ANNUAL OPERATING FEES	7,500	23,968	(16,468)	26,000
120-5-00-5310 EQUIPMENT - FIELD	1,200	60	1,140	1,200
120-5-00-5311 EQUIPMENT - OFFICE	1,200	1,557	(357)	1,200
120-5-00-5312 TOOLS - FIELD	1,500	-	1,500	1,500
120-5-00-5315 SAFETY EQUIPMENT	3,500	5,100	(1,600)	3,500
120-5-00-5317 COVID-19	7,500	-	7,500	7,500
120-5-00-5545 RECORDING FEES	250	270	(20)	250
120-5-00-5580 TRANSFER OUT USDA SOLAR DEBT	32,205	38,700	(6,495)	32,200
120-5-00-5590 NON-OPERATING OTHER	-	-	-	-
120-5-00-5600 CONTINGENCY	-	-	-	-
TOTAL OPERATION EXPENDITURES	1,966,666	1,660,931	279,320	2,188,803

HIDDEN VALLEY LAKE COMMUNITY SERVICES DISTRICT
SEWER ENTERPRISE FUND

5/11/2023
4:54 PM

SEWER ENTERPRISE FUND SPECIAL PROJECT EXPENDITURES	Budget 7/1/2022	To Date 5/5/2023	Difference	Proposed 7/1/2023
120-5-60-6008 RAINS	-	1,080	(1,080)	-
120-5-60-60XX	-	-	-	-
TOTAL SPECIAL PROJECT EXPENDITURES	-	1,080	(1,080)	-

CAPITAL - PROJECTS & EQUIPMENT EXPENDITURES	Budget 7/1/2022	5/5/2023	Difference	7/1/2023
120-5-70-71XX VEHICLES	-	-	-	-
120-5-70-71xx EQUIPMENT	-	-	-	-
120-5-70-7201 REGULATORY COMPLIANCE	385,000	315,711	69,289	-
120-5-70-7202 DISASTER MITIGATION	100,000	5,534	94,466	100,000
120-5-70-7203 DISASTER RECOVERY	-	-	-	-
120-5-70-7205 RISK MANAGEMENT	22,500	-	22,500	-
120-5-70-7206 RECORDS RETENTION	25,000	2,861	22,139	-
TOTAL CAPITAL - PROJECTS & EQUIPMENT EXPENDITURES	532,500	324,106	208,394	100,000

**HIDDEN VALLEY LAKE COMMUNITY SERVICES DISTRICT
SEWER ENTERPRISE FUND**

5/11/2023
4:54 PM

SEWER Revenue	CSD Proposed	NBS Proposed	Difference
Sewer Use	1,999,874	1,947,049	52,825
Reclaimed	168,451	168,451	-
Non-Rate Revenue	119,278	28,714	90,564
Interest	1,200	3,731	(2,531)
Transfer In	83,597		
Total Revenue	2,288,803	2,147,945	140,858

SEWER Expenses	CSD Proposed	NBS Proposed	Difference
Salary			
630,656			
Benefits			
410,982	1,041,638	962,095	79,543
All Other Expenses	1,114,965	842,794	272,171
Sub Total Operational Expenses	2,156,603	1,804,889	
Debt - USDA Solar Loan	32,200	32,158	-
Total Operation Expenses	2,188,803	1,837,047	
Revenue minus Operational Expenses	100,000	310,898	

SEWER CIP	CSD Proposed	NBS Proposed
CIP Expenses	100,000	250,000
Net Revenue	100,000	
Balanced Budget	(0)	

**HIDDEN VALLEY LAKE COMMUNITY SERVICES DISTRICT
WATER ENTERPRISE FUND**

5/5/2023
3:22 PM

WATER ENTERPRISE FUND REVENUE	Budget 7/1/2022	To Date 5/5/2023	Difference	Proposed 7/1/2023
130-4035 RECONNECT FEES	5,000	12,490	7,490	12,000
130-4036 DEVELOPER FEES WATER	-	-	-	-
130-4038 COMM WATER METER INSTALL	-	-	-	-
130-4039 WATER CONNECTION FEE (METER ONLY)	3,290	4,103	813	1,645
130-4040 LIEN RECORDING FEES	1,200	1,147	(53)	1,200
130-4045 AVAILABILITY FEES	22,000	28,666	6,666	28,000
130-4110 COMMERCIAL WATER USE	144,786	68,843	(75,943)	142,776
130-4111 BULK WATER SALES	7,500	46,688	39,188	32,000
130-4112 GOVERNMENT WATER USE	6,500	8,037	1,537	6,500
130-4115 WATER USE CHARGES	2,848,200	2,248,587	(599,613)	2,857,772
130-4210 LATE FEE	32,000	47,245	15,245	57,000
130 4215 RETURNED CHECK FEE	500	950	450	600
130-4300 MISC INCOME	1,500	2,013	513	1,500
130-4310 OTHER INCOME	100	3,458	3,358	100
130-4320 FEMA/CalOES GRANTS	-	35,948	35,948	2,636,916
130-4325 GRANTS	-	-	-	405,863
130-4330 HYDRANT METER USE DEPOSIT	9,720	-	(9,720)	-
130-4550 INTEREST INCOME	1,800	2,084	284	1,816
130-4580 TRANSFER IN - Fund 320 CIP	-	-	-	840,000
130-4955 GAIN/LOSS	-	8,049	8,049	
TOTAL REVENUE	3,084,096	2,518,308	(565,788)	7,025,688

**HIDDEN VALLEY LAKE COMMUNITY SERVICES DISTRICT
WATER ENTERPRISE FUND**

5/5/2023
3:22 PM

WATER ENTERPRISE FUND OPERATION EXPENDITURES	Budget 7/1/2022	To Date 5/5/2023	Difference	Proposed 7/1/2023
130-5-10-5010 ADMIN SALARY & WAGES	289,065	263,105	25,960	307,313
130-5-30-5010 FIELD SALARY & WAGES	302,326	248,769	53,557	320,343
130-5-40-5010 DIRECTORS SALARY & WAGES	3,000	2,691	309	3,000
130-5-10-5020 ADMIN EMPLOYEE BENEFITS (HEALTH)	93,926	64,674	29,252	90,907
130-5-30-5020 FIELD EMPLOYEE BENEFITS (HEALTH)	122,616	105,760	16,856	135,800
130-5-40-5020 DIRECTOR BENEFITS (TAXES)	230	64	167	230
130-5-10-5021 ADMIN RETIREMENT BENEFITS (Pers)	59,860	54,757	5,103	61,850
130-5-30-5021 FIELD RETIREMENT BENEFITS (Pers)	57,910	51,023	6,887	59,421
130-5-30-5022 FIELD CLOTHING ALLOWANCE	2,500	1,864	636	2,500
130-5-00-5024 WORKERS' COMP INSURANCE	10,500	10,023	477	18,000
130-5-00-5025 RETIREE HEALTH BENEFITS	16,884	6,299	10,585	18,533
130-5-40-5030 DIRECTOR HEALTH BENEFITS	25,629	24,841	788	44,242
130-5-00-5040 ELECTION EXPENSE	2,500	31	2,469	2,500
130-5-00-5060 GASOLINE, OIL & FUEL	30,000	18,173	11,827	30,000
130-5-00-5061 VEHICLE MAINT	25,000	25,238	(238)	25,000
130-5-00-5062 TAXES & LICENSE	1,200	211	989	1,200
130-5-10-5063 ADMIN CERTIFICATIONS	200	-	200	200
130-5-30-5063 FIELD CERTIFICATIONS	600	711	(111)	800
130-5-00-5074 PROPERTY/LIABILITY INSURANCE	104,000	104,367	(367)	129,000
130-5-00-5075 BANK FEES	30,000	22,709	7,291	35,000
130-5-00-5080 MEMBERSHIP & SUBSCRIPTIONS	28,000	30,653	(2,653)	32,000
130-5-10-5090 ADMIN OFFICE SUPPLIES	4,000	2,998	1,002	4,000
130-5-30-5090 FIELD OFFICE SUPPLIES	1,000	976	24	1,000
130-5-00-5092 POSTAGE & SHIPPING	7,500	6,600	900	7,500
130-5-00-5110 CONTRACTUAL SERVICES	60,000	18,257	41,743	60,000
130-5-00-5121 LEGAL SERVICES	30,000	19,979	10,021	30,000
130-5-00-5122 ENGINEERING SERVICES	65,000	8,465	56,535	100,000
130-5-00-5123 OTHER PROFESSIONAL SERVICE	15,000	10,186	4,814	15,000
130-5-00-5124 WATER RIGHTS - GSA NEW	15,000	1,163	13,837	15,000
130-5-00-5125 OPEB OBLIGATION	-	-	-	12,500
130-5-00-5126 AUDIT SERVICES	7,500	6,225	1,275	7,500
130-5-00-5130 PRINTING & PUBLICATION	7,500	5,059	2,441	7,500
130-5-00-5135 NEWSLETTER	1,200	293	908	1,200
130-5-00-5140 RENT & LEASES	-	-	-	-
130-5-00-5145 EQUIPMENT RENTAL	35,000	6,013	28,987	35,000
130-5-00-5148 OPERATING SUPPLIES	7,500	5,780	1,720	7,500
130-5-00-5150 REPAIR & REPLACE	225,000	108,903	116,097	136,061
130-5-00-5155 MAINT BLDG & GROUNDS	15,000	9,273	5,727	15,000
130-5-00-5156 CUSTODIAL SERVICES	5,000	3,283	1,717	5,000
130-5-00-5157 SECURITY	5,000	456	4,544	5,000

**HIDDEN VALLEY LAKE COMMUNITY SERVICES DISTRICT
WATER ENTERPRISE FUND**

5/5/2023
3:22 PM

WATER ENTERPRISE FUND OPERATION EXPENDITURES	Budget 7/1/2022	To Date 5/5/2023	Difference	Proposed 7/1/2023
130-5-10-5170 ADMIN TRAVEL MILEAGE	4,000	3,061	939	5,000
130-5-30-5170 FIELD TRAVEL MILEAGE	2,000	3,145	(1,145)	5,000
130-5-40-5170 DIRECTORS TRAVEL MILEAGE	200	265	(65)	200
130-5-10-5175 ADMIN EDUCATION/SEMINARS	4,500	2,868	1,632	4,500
130-5-30-5175 FIELD EDUCATION/SEMINARS	4,000	2,203	1,797	4,000
130-5-40-5175 DIRECTORS EDUCATION/SEMINARS	1,500	141	1,359	1,500
130-5-40-5176 DIRECTOR TRAINING	5,000	-	5,000	5,000
130-5-10-5179 ADM MISC EXPENSE	350	779	(429)	800
130-5-00-5191 TELEPHONE	15,000	13,431	1,569	15,000
130-5-00-5192 ELECTRICITY	200,000	159,641	40,359	220,000
130-5-00-5193 OTHER UTILITIES	3,600	2,497	1,103	3,600
130-5-00-5194 IT SERVICES	55,000	40,227	14,773	62,000
130-5-00-5195 ENV/MONITORING	20,000	9,445	10,555	20,000
130-5-00-5196 RISK MANAGEMENT	-	-	-	-
130-5-00-5198 ANNUAL OPERATING FEES	40,000	19,074	20,926	40,000
130-5-00-5310 EQUIPMENT - FIELD	1,000	60	940	1,000
130-5-00-5311 EQUIPMENT - OFFICE	1,000	-	1,000	1,000
130-5-00-5312 TOOLS - FIELD	2,000	-	2,000	2,000
130-5-00-5315 SAFETY EQUIPMENT	5,000	5,100	(100)	5,000
130-5-00-5317 COVID-19	7,500	-	7,500	7,500
130-5-00-5505 WATER CONSERVATION	5,000	147	4,853	5,000
130-5-00-5545 RECORDING FEES	250	270	(20)	250
130-500-5580 TRANSFER OUT - Fund 218 CIEDB DEBT				132,273
130-5-00-5580 TRANSFER OUT - Fund 320 CIP	96,979	1,287,842	(1,190,863)	840,000
130-5-00-5600 CONTINGENCY	30,000	-	30,000	-
TOTAL OPERATION EXPENDITURES	2,216,025	2,774,826	(583,801)	3,163,222

**HIDDEN VALLEY LAKE COMMUNITY SERVICES DISTRICT
WATER ENTERPRISE FUND**

5/5/2023
3:22 PM

WATER ENTERPRISE FUND SPECIAL PROJECT EXPENDITURES	Budget 7/1/2022	To Date 5/5/2023	Difference	Proposed 7/1/2023
130-5-60-6008 RAINS 2023	-			-
130-5-60-60XX	-			-
TOTAL SPECIAL PROJECT EXPENDITURES				

CAPITAL - PROJECTS & EQUIPMENT EXPENDITURES	7/1/2022	5/5/2023	Difference	7/1/2023
130-5-70-71xx VECHICLES				-
130-5-70-71xx EQUIPMENT				-
130-5-70-7201 REGULATORY COMPLIANCE	75,000	57,685	17,315	
130-5-70-7202 DISASTER MITIGATION	200,000	5,904	194,096	40,000
130-5-70-7203 DISASTER RECOVERY	-	-	-	-
130-5-70-7204 RELIABLE WATER SUPPLY	700,000	568,121	131,879	5,869,537
130-5-70-7205 RISK MANAGEMENT	50,000	-	50,000	-
130-5-70-7206 RECORDS RETENTION	25,000	4,418	20,583	-
TOTAL CAPITAL - PROJECTS & EQUIPMENT EXPENDITURES	1,050,000	636,128	413,872	5,909,537

**HIDDEN VALLEY LAKE COMMUNITY SERVICES DISTRICT
WATER ENTERPRISE FUND**

5/5/2023
3:22 PM

WATER			
Revenue	CSD Proposed	NBS Proposed	Difference
Water Use	3,039,048	3,060,987	(21,939)
Non-Rate Revenue	102,045	73,081	28,964
FEMA-CalOES/Grants	3,042,779	-	3,042,779
Interest	1,816	1,816	-
Transfer In	840,000		
Total Revenue	7,025,688	3,135,884	3,049,804

WATER					
Operational Expenses		CSD Proposed	NBS Proposed	Difference	
Salary	Benefits				
630,656	410,982	1,041,638	988,342	53,296	
Water Rights		15,000	54,424	(39,424)	
Repair & Replace		136,061	136,061	-	
Electricity		220,000	159,181	60,819	
All Other Operational Expenses		778,250	555,110	223,140	
Sub Total Operational Expenses		2,190,949	1,893,118	297,831	
Debt - CIEDB	Diff Capacity Fee Fund 218	132,273	169,821	(37,548)	
Total Expenses		2,323,222	2,062,939	260,283	
Revenue minus Operational Expenses		4,702,466			

WATER		
CIP	CSD Proposed	NBS Proposed
CIP Expenses	5,909,537	855,000
Net Revenue	4,702,466	-
CIP Over Budget	1,207,071	

Fiscal Year 2023-2024

Draft Budget



Pending Approval June 20, 2023

Board of Directors:

Claude Brown, President

Sean Millerick, Vice President

Jim Freeman

Gary Graves

Jim Lieberman

General Manager:

Dennis White

Table of Contents

Introduction	1
Revenue and Expense Trends and Forecast	3
Operating Budget	5
Capital Projects Budget	16
Debt Service Budget	18

DRAFT

Introduction

The Hidden Valley Lake Community Services District (District) is an independent special district serving the Hidden Valley Lake Community in southern Lake County, California. The District, which consists of 15 full-time employees, and 1 part-time employee, provides municipal water to over 2,500 homes and 5 distinct businesses, and sewer services to nearly 1,500 within its three square mile service area.

Mission Statement

“The mission of the Hidden Valley Lake Community Services District is to provide, maintain and protect our community’s water.”

History

The Stonehouse Mutual Water Company was established in 1968 and supplied water to the Hidden Valley Lake subdivision. The Hidden Valley Lake Community Service District was established in 1984. In the early 1990’s discussions of a merger between Stonehouse Mutual Water Company, and Hidden Valley Lake Community Services District began. It was evident that combining the two stand-alone providers into one utility company would result in a tremendous cost savings. The merge also provided additional protection to the community via State oversight as well as access to grants and low cost loans. With the passage of AB 1504, the merger of the two utilities was accomplished on January 1, 1993 at 12:01 am.

Board of Directors

The Board of Directors of the Hidden Valley Lake CSD consists of five elected officials who are tasked with representing the general interest of those in the Hidden Valley Lake community. Directors must live within the boundaries of the water or sewer district, ensuring that they fully understand the intricacies of the community and are enlisted in services provided. Each member serves a four year term. Elections are held in November of odd numbered years, and Director terms are staggered to mitigate disruption.

The Board of Directors sets goals and creates policies that guide District operations. The Board appoints a General Manager to handle the day-to-day operations of the District and to carry out the goals and policies. It is the General Manager’s responsibility to ensure that District

procedures are in line with the District's mission. Beyond the General Manager, the Board also appoints legal counsel and financial auditors.

The HVLCSD Board of Directors is committed to transparency. Board meetings are held in accordance with the Brown Act and are noticed as such. Regular board meetings are held on the third Tuesday of the month at 7:00 p.m. at the District's business office, 19400 Hartmann Rd., Hidden Valley Lake. An exception was made during the height of the pandemic, where board meetings were held virtually in the interest of public, employee and director safety. The board also assigns standing and ad hoc committees that meet throughout the year to assist in the development of policy. Committee meetings are also held at the District's business office; times and dates vary by committee and can be found on the District website, www.hvllcsd.org. Each meeting ends with a call for public comment, and community members are encouraged to attend and voice concerns or share accolades.

Revenue and Expense Trends and Forecast

Water & Wastewater Overview

The years 2015 – 2020 were survival years. Significant effort has been underway to make 2021 – 2025 the recovery and growth years. In years past, natural disasters caused expensive damage, and the battle to overcome the impacts to deferred capital improvement projects will be long. To that end, incremental improvements continue to accumulate. Despite enduring extreme weather events such as drought and intense rains, the District is experiencing water and sewer use revenues that meet the rising demands of operational expenses as well as improvements to infrastructure. The upcoming fiscal year 23/24 will follow the path originally developed in the rate study conducted by NBS in 2020.

The epidemiological events of the last few years have also been challenging, to say the least. A few positive changes, however, can be attributed to the multi-year experience. As is likely the case for most businesses and individuals of this nation, new protective measures have been implemented to enhance the safety of our employees, and ratepayers. Despite the new requirement to carry an increased accounts receivable liability, the District has been able to procure a full administrative staff to manage this additional responsibility.

The performance and progress of both the Water and Sewer Funds are uniquely nuanced and are detailed below.

Water Fund

Average water consumption has plateaued, but the annual number of new connections has slowed. This speaks to the strong demand of the existing customer base and the robust availability of the Coyote Valley Basin. While expenditures have marginally increased over budget expectations, revenue is increasing at a higher rate. Grant funding and a growing sphere of influence are key factors in this growth.

Wastewater Fund

Expenses and Revenues are proving to be commensurate with budget estimates. The Rate Study adopted in December 2020 provided the framework that was enacted by a seasoned and very informed staff.

New tools, vehicles and equipment are making a positive contribution to the battle against aging infrastructure. Looking to the future, this investment in tangible capital is a step towards increasing the skill level of the workforce. Job satisfaction can be an output of increased skills and considered an intangible asset. The plan to build tangible and intangible assets together brings longer retention and a more sustainable operational model.

Final Thoughts:

Resilience and sustainability are making their way back to the District. From capital projects to day-to-day operations, every collaborative decision made is a step closer to the big picture of safety and affordability. The goal is to become more resilient by increasing the useful life of critical infrastructure. An improved critical infrastructure also ensures self-reliance, but so does a skilled work force and job satisfaction. Managerial staff are working daily to improve work pride and reduce attrition. On the job training, procedural documentation, and learning new skills, helps build pride in one's work. This type of capital, intellectual, remains the lynchpin to the continued success of the District. If we can keep the skills level high, and the cost of capital projects low, we are winning that battle, and are better positioned to provide a safe and affordable drinking water environment to the community of Hidden Valley Lake.

Looking to the longer-term future, it is important to consider growth. Without adapting and keeping pace with change, one can be considered falling behind. Hidden Valley Lake, and in fact the immediate region is showing signs of growth. New annexations, businesses and increased meter sales are a testimony to the direction of South Lake County's economy. Today's plans are built with sustainable growth in mind. The District's maintenance and updates to the Local Hazard Mitigation Plan, the Strategic Plan, the Water Shortage Contingency Plan, as well as the Risk Management Plan will steer the District to success in managing growth within the public infrastructure domain.

**HIDDEN VALLEY LAKE COMMUNITY SERVICES DISTRICT
2023-2024 PROPOSED BUDGET
SEWER ENTERPRISE FUND**

REVENUE	
120-4020 PERMIT & INSPECTION FEES	1,000
120-4045 AVAILABILITY FEES	7,181
120-4050 SALES OF RECLAIMED WATER	168,451
120-4111 COMMERCIAL SEWER USE	85,538
120-4112 GOVERNMENT SEWER USE	1,200
120-4116 SEWER USE CHARGES	1,913,136
120-4210 LATE FEE	25,000
120 4300 MISC INCOME	500
120-4310 OTHER INCOME	2,000
120-4320 FEMA/CalOES GRANTS	-
120-4325 GRANTS	-
120-4550 INTEREST INCOME	1,200
120-4580 TRANSFER IN	83,597
TOTAL REVENUE	2,288,803

**HIDDEN VALLEY LAKE COMMUNITY SERVICES DISTRICT
2023-2024 PROPOSED BUDGET
SEWER ENTERPRISE FUND**

OPERATING EXPENDITURES

120-5010 SALARY & WAGES	630,656
120-5020 EMPLOYEE BENEFITS	226,937
120-5021 RETIREMENT BENEFITS	121,270
120-5022 CLOTHING ALLOWANCE	2,500
120-5024 WORKERS COMP INSURANCE	18,000
120-5025 RETIREE HEALTH BENEFITS	18,533
120-5030 DIRECTOR HEALTH BENEFITS	44,242
120-5040 ELECTION EXPENSE	2,500
120-5060 GASOLINE, OIL & FUEL	30,000
120-5061 VEHICLE MAINT	26,415
120-5062 TAXES & LICENSE	800
120-5063 CERTIFICATIONS	2,000
120-5074 PROPERTY/LIABILITY INSURANCE	129,000
120-5075 BANK FEES	35,000
120-5080 MEMBERSHIP & SUBSCRIPTIONS	12,000
120-5090 OFFICE SUPPLIES	5,000
120-5092 POSTAGE & SHIPPING	9,000
120-5121 LEGAL SERVICES	20,000

120-5122 ENGINEERING SERVICES	75,000
120-5123 OTHER PROFFESIONAL SERVICES	12,000
120-5125 OPEB OBLIGATION	12,500
120-5126 AUDIT SERVICES	7,500
120-5130 PRINTING & PUBLICATION	8,000
120-5135 NEWSLETTER	1,000
120-5145 EQUIPMENT RENTAL	6,500
120-5148 OPERATING SUPPLIES	70,000
120-5150 REPAIR & REPLACE	180,000
120-5155 MAINT BLDG & GROUNDS	12,000
120-5156 CUSTODIAL SERVICES	17,500
120-5157 SECURITY	1,000
120-5160 SLUDGE DISPOSAL	42,000
120-5165 TERTIARY POND MAINT	50,000
120-5170 TRAVEL & MEETINGS	10,200
120-5175 EDUCATION/SEMINARS	10,500
120-5176 DIRECTOR TRAINING	3,600
120-5179 ADM MISC EXPENSE	800
120-5191 TELEPHONE	18,000
120-5192 ELECTRICITY	155,000
120-5193 OTHER UTILITIES	3,500

120-5194 IT SERVICES	35,000
120-5195 ENV/MONITORING	50,000
120-5198 ANNUAL OPERATING FEES	26,000
120-5310 EQUIPMENT - FIELD	1,200
120-5311 EQUIPMENT - OFFICE	1,200
120-5312 TOOLS - FIELD	1,500
120-5315 SAFETY EQUIPMENT	3,500
120-5317 COVID-19	7,500
120-5545 RECORDING FEES	250
120-5580 TRANSFER OUT – FUND 219 USDA SOLAR DEBT	32,200

TOTAL OPERATING EXPENDITURES	2,188,803
-------------------------------------	------------------

**HIDDEN VALLEY LAKE COMMUNITY SERVICES DISTRICT
2022-2023 PROPOSED BUDGET
WATER ENTERPRISE FUND**

REVENUE	
130-4035 RECONNECT FEES	12,000
130-4039 WATER CONNECTION FEE (METER)	1,645
130-4040 LIEN RECORDING FEES	1,200
130-4045 AVAILABILITY FEES	28,000
130-4110 COMMERCIAL WATER USE	142,776
130-4111 BULK WATER SALES	32,000
130-4112 GOVERNMENT WATER USE	6,500
130-4115 WATER USE CHARGES	2,857,772
130-4210 LATE FEE 10%	57,000
130-4320 FEMA/CalOES GRANTS	2,636,916
130-4325 GRANTS	405,863
130-4215 RETURNED CHECK FEE	600
130-4300 MISC INCOME	1,500
130-4310 OTHER INCOME	100
130-4580 TRANSFER IN – FUND 320 CIP	840,000
130-4550 INTEREST INCOME	1,816
TOTAL REVENUE	7,025,688

**HIDDEN VALLEY LAKE COMMUNITY SERVICES DISTRICT
2023-2024 PROPOSED BUDGET
WATER ENTERPRISE FUND**

OPERATING EXPENDITURES

130-5010 SALARY & WAGES	630,656
130-5020 EMPLOYEE BENEFITS	226,937
130-5021 RETIREMENT BENEFITS	121,270
130-5022 CLOTHING ALLOWANCE	2,500
130-5024 WORKERS' COMP INSURANCE	18,000
130-5025 RETIREE HEALTH BENEFITS	18,533
130-5030 DIRECTOR HEALTH BENEFITS	44,242
130-5040 ELECTION EXPENSE	2,500
130-5060 GASOLINE, OIL & FUEL	30,000
130-5061 VEHICLE MAINT	25,000
130-5062 TAXES & LICENSE	1,200
130-5063 CERTIFICATIONS	1,000
130-5074 PROPERTY/LIABILITY INSURANCE	129,000
130-5075 BANK FEES	35,000
130-5080 MEMBERSHIP & SUBSCRIPTIONS	32,000
130-5090 OFFICE SUPPLIES	5,000
130-5092 POSTAGE & SHIPPING	7,500

130-5110 CONTRACTUAL SERVICES	60,000
130-5121 LEGAL SERVICES	30,000
130-5122 ENGINEERING SERVICES	100,000
130-5123 OTHER PROFESSIONAL SERVICES	15,000
130-5124 GSA - GROUNDWATER SUSTAINABILITY	15,000
130-5125 OPEB OBLIGATION	12,500
130-5126 AUDIT SERVICES	7,500
130-5130 PRINTING & PUBLICATION	7,500
130-5135 NEWSLETTER	1,200
130-5145 EQUIPMENT RENTAL	35,000
130-5148 OPERATING SUPPLIES	7,500
130-5150 REPAIR & REPLACE	136,061
130-5155 MAINT BLDG & GROUNDS	15,000
130-5156 CUSTODIAL SERVICES	5,000
130-5157 SECURITY	5,000
130-5170 TRAVEL & MEETINGS	10,200
130-5175 EDUCATION/SEMINARS	10,000
130-5176 DIRECTOR TRAINING	5,000
130-5179 ADM MISC EXPENSE	800
130-5191 TELEPHONE	15,000
130-5192 ELECTRICITY	220,000

130-5193 OTHER UTILITIES	3,600
130-5194 IT SERVICES	62,000
130-5195 ENV/MONITORING	20,000
130-5198 ANNUAL OPERATING FEES	40,000
130-5310 EQUIPMENT - FIELD	1,000
130-5311 EQUIPMENT - OFFICE	1,000
130-5312 TOOLS - FIELD	2,000
130-5315 SAFETY EQUIPMENT	5,000
130-5317 COVID-19	7,500
130-5505 WATER CONSERVATION	5,000
130-5545 RECORDING FEES	250
130-5580 TRANSFER OUT-218 CIEDB DEBT	132,273
130-5580 TRANSFER OUT-CIP EXPENSES	840,000
130-5600 CONTINGENCY	-

TOTAL OPERATING EXPENDITURES	3,163,222
-------------------------------------	------------------

Significant Changes

Salaries and Benefits

All employee pay rates continue to operate on a 7% lag of the DeLoach Salary Survey of 2020.

OR

Salaries will represent the ranges presented in the DeLoach Salary Survey of 2020 increasing the budget by 5.9%.

The policy for Other Post-Employment Benefits (OPEB) investments has been modified. Employees continue to be rewarded for their years of service, and now are collaboratively investing in the District's post-employment benefits 115 Trust Fund.

Insurance

Liability insurance was reviewed with no changes to report. The premium for Workers Compensation and Liability Insurance has increased 33%.

Repair/Replace

The Water repair/replace budget has decreased 50% allowing more funds to be allocated to Capital Improvement Projects. The Sewer Repair/Replace account will have no increases this year.

Electricity

Energy rates continue to increase, the District's grandfathered pricing has expired. This budget item for water and sewer electric charges has increased by 9% and 0%, resp.

Engineering Services

Proper planning for future growth requires engineering studies. These include but are not limited to, Feasibility, Technical Memorandum, Basis of Design, Designs, Plans & Specifications, and Construction Management & Inspection.

Capital Additions

The five (5) year Capital Improvement Plan adopted in December of 2020 remains in effect. Project definitions remain hierarchical to better align with the District's overall goals.

Water

A \$5M net revenue bond will capture current and future revenues to facilitate the unprecedented grant award obligations of four simultaneous water reliability projects.

Disaster Mitigation: \$40,000

SCADA (\$40,000) - This project is designed to mitigate against disaster by fortifying the District's Supervisory Control And Data Acquisition (SCADA) system. Funding is split between both the sewer and water fund as this system supports both. The SCADA Master Plan adopted in 2022 is now being leveraged to develop and execute an implementation plan.

Reliable Water Supply: \$5,869,537

Unit 9 Tank (\$3,145,720) Funding awarded in 2022 has assisted in the progress of designing the two tanks that will replace the single redwood water storage tank. Current scheduling estimates construction to begin in this coming fiscal year.

Unit 4 Tank (\$296,000) Funding awarded in 2022 has assisted in the progress of designing the tank replacement know as area 4. Along with water storage, this project aims to build wildfire resilience by implementing the defensive space principles of NFPA 1144.

AMI (\$191,437) The final phase of equipment procurement, this final expenditure will provide staff with the tools to eliminate the costly tasks of monthly manual meter reading.

Mainlines (\$294,000) Funding awarded in 2022 has assisted in the progress of building a plan to improve underground water infrastructure.

Generators (\$1,942,380) Funding awarded in 2022 has assisted in the progress of establishing stationary backup generators at water booster pump stations.

Wastewater

Disaster Mitigation: \$100,000

SCADA (\$100,000) - This project is designed to mitigate against disaster by fortifying the District's Supervisory Control And Data Acquisition (SCADA) system. Funding is split between both the sewer and water fund as this system supports both. The SCADA Master Plan adopted in 2022 is now being leveraged to develop and execute an implementation plan.

DRAFT

**HIDDEN VALLEY LAKE COMMUNITY SERVICES DISTRICT
 2023-2024 PROPOSED BUDGET
 CAPITAL PROJECTS**

WASTEWATER			
120-5-70-7202	DISASTER MITIGATION	\$	100,000
TOTAL CAPITAL WASTEWATER EXPENDITURES		\$	100,000
WATER			
130-5-70-7202	DISASTER MITIGATION	\$	40,000
130-5-70-7204	RELIABLE WATER SUPPLY	\$	5,869,537
TOTAL CAPITAL WATER EXPENDITURES		\$	5,909,537

Debt

1) Sewer Expansion and Wastewater Treatment Plant

Sewer System Reassessment District No. 1 Limited Obligation Refunding Improvements Bonds Series 2016, issued March 9, 2016 in the amount of \$3,650,000, payable in annual installments with an interest rate of 3.25-3.50% and maturity of September 2, 2032. The bonds were used to finance improvements to the sewer system. The bonds are secured by a pledge of reassessment of revenues.

2) Water Infrastructure Project

California Infrastructure and Economic Development Bank direct borrowing Loan, issued June 24, 2002 in the amount of \$3,000,000, payable in annual installments with an interest rate of 3.48% and maturity on February 1, 2032. The loan was used to finance the expansion and upgrade of the water system. Net system revenues and all amounts in the enterprise fund are pledged as collateral for the debt.

3) Solar Project

2012 Series direct borrowing Certificate of Participation Water Reclamation Plant Energy Sustainability Project issued October 1, 2012, in the amount of \$640,000, payable in annual installments with an interest rate of 3.0% and maturity on August 1, 2041. The certificates of participation were used to finance the sewer system solar project. Net revenues are pledged as collateral for debt.

**HIDDEN VALLEY LAKE COMMUNITY SERVICES DISTRICT
2023-2024 PROPOSED BUDGET
DEBT**

DEBT REVENUE SOURCE		FUND	AMOUNT
1)	BOND SERIES 2016 - TAX ASSESMENT	215	\$ 298,981
2)	CIEDB LOAN - WATER INFRASTRUCTURE	130/218	169,721
3)	USDA LOAN - SOLAR PROJECT WWTP	120	32,158
TOTAL DEBT SERVICE REVENUE			\$ 500,860
DEBT SERVICE EXPENSE		FUND	AMOUNT
1)	BOND SERIES 2016 (PRINCIPAL)	215	\$ 213,000
	BOND SERIES 2016 (INTEREST)	215	76,341
	BOND ADMINISTRATION (ANNUAL FEE)	215	9,640
TOTAL BOND DEBT			\$ 298,981
2)	CIEDB (PRINCIPAL)	218	\$ 121,960
	CIEDB (INTEREST)	218	43,970
	CIEDB (ANNUAL FEE)	218	3,791
TOTAL CIEDB DEBT			\$ 169,721
3)	USDA SOLAR LOAN (PRINCIPAL)	219	\$ 18,500
	USDA SOLAR LOAN (INTEREST)	219	13,658
TOTAL USDA DEBT			\$ 32,158
TOTAL DEBT SERVICE EXPENSE			\$ 500,860

**ACTION OF
HIDDEN VALLEY LAKE COMMUNITY SERVICES DISTRICT**

DATE: May 16, 2023

AGENDA ITEM: Discussion and Possible Action: Authorize the GM to engage NHA Advisors in the pursuit of bond financing.

RECOMMENDATIONS: Authorize NHA Advisors to pursue bond financing

FINANCIAL IMPACT: \$47,500 – 73,500

Paid from proceeds of financing

BACKGROUND:

Water Reliability has been a board priority for a number of years. In support of this priority, staff had identified capital projects that would improve water reliability. Each year since 2018, a funding application was submitted to the Hazard Mitigation Grant Program in hopes of financial assistance for water reliability capital projects. In one year, 2022, the District was awarded funding for all projects; Tank 9 replacement, Generators, Tank 4 replacement and Mainlines planning.

Since then, staff has procured the Design contracts for all four projects and has received a level of Designs Specifications and Estimates (DS & E) from three of the projects; Tank 9, Tank 4, and Generators. Since the date of the initial funding applications, the economy has changed drastically, and each of the project's Opinion of Probable Construct Costs (OPCC) indicated that materials and construction estimates had increased. In conjunction with budget planning for the upcoming fiscal year, planning efforts revealed a need for the financial consulting services of NHA Advisors. Staff felt it prudent to proactively discuss the potential for bond financing to protect the viability of these Water Reliability projects. NHA Advisors subsequently presented a Regulatory Disclosure Letter, complete with a Scope of Work (Exhibit A) and a Compensation Schedule (Exhibit B).

Encl: NHA Advisor's Regulatory Disclosure Letter, Expense tracking forecast, GHD Technical Memorandum

May 3, 2023

Dennis White
General Manager
Hidden Valley Lake Community Services District
19400 Hartmann Road
Hidden Valley Lake, CA 95467

RE: Hidden Valley Lake Community Services District 2023 Revenue Bonds – Regulatory Disclosure Letter

Dear Dennis,

NHA Advisors, LLC (“NHA Advisors”) is required to send this Regulatory Disclosure Letter per Municipal Securities Rulemaking Board (“MSRB”) rules. This letter specifies the terms and details of the work that NHA Advisors will perform for the Hidden Valley Lake Community Services District (the “District”) relating to the above referenced project (the “Project”). Additionally, this letter provides certain duties and disclosures that municipal advisors must present to all clients prior to beginning work on a municipal transaction.

Scope of Municipal Advisory Activities to be Performed

A detailed Scope of Services can be found in Exhibit A.

Independent Registered Municipal Advisor (“IRMA”)

If acting in the capacity of an Independent Registered Municipal Advisor (“IRMA”), with regard to the IRMA exemption of the U. S. Securities and Exchange Commission (“SEC”) Rule, NHA Advisors will review all third-party recommendations submitted to NHA Advisors in writing by the District.

Term of the Project

The Project will commence on May 2, 2023 and end the earlier of June 30, 2024 or upon closing of the transaction, unless the term of the Project is otherwise terminated or extended. Any extensions must be mutually agreed upon by all parties in writing.

Termination of NHA Advisors’ Role on Project

The District may terminate NHA Advisors’ role on the Project at any time and without cause upon written notification to NHA Advisors.

In the event of termination, NHA Advisors shall be entitled to compensation for services performed to the effective date of termination. The District, however, may condition payment of such compensation upon NHA Advisors delivering to the District any or all documents, photographs, computer software, video and

audio tapes, and other materials provided to NHA Advisors or prepared by or for NHA Advisors or the District in connection with NHA Advisors' work on the Project.

NHA Advisors may terminate upon 45 days' written notice to the District and shall include in such notice the reasons for termination.

Compensation and Out-of-Pocket Expenses

A detailed proposal for compensation and expenses can be found in Exhibit B.

Fiduciary Duty

NHA Advisors is registered as a Municipal Advisor with the SEC and MSRB. As such, NHA Advisors has a fiduciary duty to the District and must provide both a Duty of Care and a Duty of Loyalty that entail the following.

Duty of Care:

- a) exercise due care in performing its municipal advisory activities
- b) possess the degree of knowledge and expertise needed to provide the District with informed advice
- c) make a reasonable inquiry as to the facts that are relevant to the District's determination as to whether to proceed with a course of action or that form the basis for any advice provided to the District; and
- d) undertake a reasonable investigation to determine that NHA Advisors is not forming any recommendation on materially inaccurate or incomplete information; NHA Advisors must have a reasonable basis for:
 - i. any advice provided to or on behalf of the District
 - ii. any representations made in a certificate that it signs that will be reasonably foreseeably relied upon by the District, any other party involved in the municipal securities transaction or municipal financial product, or investors in the District securities; and
 - iii. any information provided to the District or other parties involved in the municipal securities transaction in connection with the preparation of an official statement.

Duty of Loyalty:

NHA Advisors must deal honestly and with the utmost good faith with the District and act in the District's best interests without regard to the financial or other interests of NHA Advisors. NHA Advisors will eliminate or provide full and fair disclosure (included herein) to the District about each material conflict of interest (as applicable). NHA Advisors will not engage in municipal advisory activities with the District as a municipal entity, if it cannot manage or mitigate its conflicts in a manner that will permit it to act in the District's best interest.

Conflicts of Interest and Other Matters Requiring Disclosures

As of the commencement date of the Project, there are no actual or potential material conflicts of interest, other than those potential conflicts noted below, that NHA Advisors is aware of that might impair its ability to render unbiased and competent advice or to fulfill its fiduciary duty. If NHA Advisors becomes aware

of any material potential conflict of interest that arises after this disclosure, NHA Advisors will disclose the detailed information in writing to the District in a timely manner.

Pursuant to MSRB Rule G-42, on Duties of Non-Solicitor Municipal Advisors, Municipal Advisors are required to make certain written disclosures to clients which include, amongst other things, Conflicts of Interest and any Legal or Disciplinary events of NHA Advisors and its associated persons.

The following are potential conflicts of interest to be considered.

- NHA Advisors represents that in connection with the issuance of municipal securities, NHA Advisors may receive compensation from the District for services rendered, which compensation is contingent upon the successful closing of a transaction and/or is based on the size of a transaction. Consistent with the requirements of MSRB Rule G-42, NHA Advisors hereby discloses that such contingent and/or transactional compensation may present a potential conflict of interest regarding NHA Advisors' ability to provide unbiased advice to enter into such transaction. The contingent fee arrangement creates an incentive for NHA Advisors to recommend unnecessary financings or financings that are disadvantageous to the District, or to advise the District to increase the size of the issue. This potential conflict of interest will not impair NHA Advisors' ability to render unbiased and competent advice or to fulfill its fiduciary duty to the District.
- NHA Advisors' fees under this potential agreement may be a fixed amount established at the outset of this potential agreement. The amount is usually based upon an analysis by the District and NHA Advisors of, among other things, the expected duration and complexity of the transaction and the scope of services to be performed by NHA Advisors. This form of compensation presents a potential conflict of interest because, if the transaction requires more work than originally contemplated, NHA Advisors may suffer a loss. Thus, NHA Advisors may recommend less time-consuming alternatives, or fail to do a thorough analysis of alternatives. This conflict of interest will not impair NHA Advisors' ability to render unbiased and competent advice or to fulfill its fiduciary duty to the District.
- The fee paid to NHA Advisors increases the cost of investment to the District. The increased cost occurs from compensating NHA Advisors for municipal advisory services provided.
- NHA Advisors serves a wide variety of other clients that may, from time to time, have interests that could have a direct or indirect impact on the interests of another NHA Advisors client. For example, NHA Advisors serves as municipal advisor to other municipal advisory clients and, in such cases, owes a regulatory duty to such other clients just as it does to the District. These other clients may, from time to time and depending on the specific circumstances, have competing interests. In acting in the interests of its various clients, NHA Advisors could potentially face a conflict of interest arising from these competing client interests. NHA Advisors fulfills its regulatory duty and mitigates such conflicts through dealing honestly and with the utmost good faith with the District.
- Gerald Craig Hill, the Managing Principal of NHA Advisors is currently serving as an outside director for the HdL Companies based in Diamond Bar, CA. HdL Companies is a software and professional services consulting company providing revenue data and collections information to local governments, potentially including NHA Advisors' clients. HdL Companies have affiliates including, but not limited to, HdL Coren & Cone. From time to time, NHA Advisors utilizes the services of HdL Coren & Cone for its clients. NHA Advisors is mindful of this conflict of interest and fulfills its regulatory duty and mitigates such conflicts through dealing honestly and with the utmost good faith when this situation arises.

- NHA Advisors does not have any affiliate that provides any advice, service, or product to or on behalf of the District that is directly or indirectly related to the municipal advisory activities to be performed by NHA Advisors.
- NHA Advisors has not made any payments directly or indirectly to obtain or retain NHA Advisors' municipal advisory business.
- NHA Advisors has not received any payments from third parties to enlist NHA Advisors' recommendation to the District of its services, any municipal securities transaction, or any municipal finance product.
- NHA Advisors has not engaged in any fee-splitting arrangements involving NHA Advisors and any provider of investments or services to the District.
- NHA Advisors does not have any legal or disciplinary event that is material to the District's evaluation of the municipal advisory or the integrity of its management or advisory personnel.
- NHA Advisors does not act as principal in any of the transaction(s) related to this potential agreement.

Legal Events and Disciplinary History

NHA Advisors does not have any legal events and disciplinary history on its Form MA and Form MA-I, which includes information about any criminal actions, regulatory actions, investigations, terminations, judgments, liens, civil judicial actions, customer complaints, arbitrations and civil litigation. The District may electronically access NHA Advisors' most recent Form MA and each most recent Form MA-I filed with the Commission at the following website:

www.sec.gov/edgar/searchedgar/companysearch.html

There have been no material changes to a legal or disciplinary event disclosure on any Form MA or Form MA-I filed with the SEC.

Recommendations

If NHA Advisors makes a recommendation of a municipal securities transaction or municipal financial product or if the review of a recommendation of another party is requested in writing by the District and is within the scope of the engagement, NHA Advisors will determine, based on the information obtained through reasonable diligence of NHA Advisors whether a municipal securities transaction or municipal financial product is suitable for the District. In addition, NHA Advisors will inform the District of:

- the evaluation of the material risks, potential benefits, structure, and other characteristics of the recommendation
- the basis upon which NHA Advisors reasonably believes that the recommended municipal securities transaction or municipal financial product is, or is not, suitable for the District; and
- whether NHA Advisors has investigated or considered other reasonably feasible alternatives to the recommendation that might also or alternatively serve the District objectives.

If the District elects a course of action that is independent of or contrary to the advice provided by NHA Advisors, NHA Advisors is not required on that basis to disengage from the District.

Municipal Securities Rulemaking Board Rule G-10 Disclosure

Pursuant to MSRB Rule G-10, on Investor and Municipal Advisory Client Education and Protection, Municipal Advisors are required to provide certain written information to their municipal entity and obligated person clients which include the following:

- NHA Advisors is currently registered as a Municipal Advisor with the SEC and MSRB.
- Within the MSRB website at www.msrb.org, the District may obtain the Municipal Advisory client brochure that is posted on the MSRB website. The brochure describes the protections that may be provided by the MSRB Rules along with how to file a complaint with financial regulatory authorities.

Record Retention

Pursuant to the SEC record retention regulations, NHA Advisors is required to maintain, in writing, all communication and created documents between NHA Advisors and the District for five (5) years.

If there are any questions regarding the above, please do not hesitate to contact NHA Advisors.

Sincerely,



Craig Hill, Managing Principal
NHA Advisors, LLC

EXHIBIT A

SCOPE OF SERVICES MUNICIPAL ADVISORY SERVICES

The scope of work will generally include, but may not be limited to, the following services:

◆ Project Management

- Manage financing process, including assembly of the financing team and assignment of tasks for all parties involved in the financing.
- Provide information and advice on the timing of the financing process and develop timeline (schedule) of tasks.
- Upon request, work with District staff to solicit and select a registered broker-dealer (underwriter or placement agent), bond/disclosure counsel, trustee, or other consultants that are required as part of financing process. Provide recommendation(s) and negotiate preferred terms and fees for said consultant(s).

◆ Quantitative Analysis and Financial Structuring

- Evaluate and advise the District on the financing structure and method of sale, including the financing terms, call provisions, and covenants.
- Analyze credit enhancement options (bond insurance and reserve surety bond policies).
- Meetings or conference calls with credit enhancement or insurance companies to discuss the transaction, as necessary.

◆ Project Implementation

- Coordinate the efforts of bond counsel, disclosure counsel, and/or any other legal counsel to prepare the financing documents for approval by the District Board.
- Review and provide comments on financing documents to ensure consistency with the financing plan.
- Upon request, make presentations or attend meetings with the District Board or stakeholders to answer questions about the financing and process.
- Work with selected financing partner or funding source to determine optimal bond structure, including serial/term bonds, premium/discount bonds, and redemption provisions.
- If a public offering method of sale is utilized:
 - Coordinate preparation of a comprehensive credit presentation to the rating services and bond insurance companies, if applicable.

- Work with disclosure counsel to prepare, review, provide comments, and print the preliminary and final official statements.
- If completed as a negotiated sale, monitor the underwriter's sales efforts and assist the District with the negotiation of underwriting spreads and interest rates for the proposed financing.
- If completed as a negotiated sale, monitor the underwriter's sales efforts and assist the District with pricing negotiations.
- If completed as a competitive sale, engage a nationally recognized firm to widely distribute the offering documents to potential investors and establish a bidding platform.
- Assist with the solicitation of an investment advisor to coordinate investment of bond proceeds and/or accounts, as necessary.
- If a private placement method of sale is utilized:
 - Assist with the preparation of a credit package for potential investors.
 - If a placement agent has been engaged, oversee placement agent's solicitation process, assist with the selection of the financing provider, and assist with the negotiation of terms, as necessary.
 - If no placement agent has been engaged for a privately placed loan (non-municipal security), upon request, NHA Advisors will solicit bids from potential investors and assist with the selection of the financing provider and negotiation of terms.
 - Manage bond or loan pricing and final financing structure (debt service and bond terms).
- Work with bond counsel to finalize documents for execution by the District
- Prepare or coordinate preparation of a closing memorandum outlining a detailed flow of funds at the time of closing.

EXHIBIT B

COMPENSATION SCHEDULE

For work described in the Scope of Services, compensation will be contingent on completion of the financing and is expected to be paid from proceeds of the transaction at the time of closing. The fee for these services is based on several factors, including the method of sale, financing structure, complexity, funding source and time required to manage the financing process.

Base Municipal Advisory Services

The transaction is expected to utilize one of the following methods of sale: (1) private placement with a private party or bank (requiring no public offering disclosure document) or (2) negotiated public offering with a pre-selected underwriter. Based on the method of sale, NHA Advisors will receive a fee for services as follows.

Method of Sale	Bond, Loan or Other Debt Financing Fee
Private Placement	\$47,500
Public Offering	\$57,500

Additional Services

Credit Rating Process (as Needed) – For services related to a credit rating process, NHA Advisors will receive a fee for services as follows.

Credit Rating Process	Fee
Long-Term Financing	\$7,500

In-Person Meetings (Upon Request) – NHA Advisors will be reimbursed \$1,500 for each in-person meeting. NHA Advisors will participate on conference calls and virtual meetings at no additional cost to the District.

Request for Proposals (Upon Request) – If the District has not engaged consultants to provide certain services required as part of financing process, at the District’s direction, NHA Advisors will undertake the solicitation of one or more of these parties for the fees outlined in the following rate table.

Request for Proposal Process	Fee
Broker-Dealer (Underwriter/Placement Agent)	\$5,000
Bond/Disclosure Counsel	\$2,500
Trustee	\$1,000

Expenses (Out-of-Pocket)

All expenses will be billed directly at cost to the District. Expenses will be limited to those necessary for completion of the project.

Reliable Water Supply

Project	Q1 23 Expenses	Reimbursements June 2023	Q2 23 Expenses
Tank 4	\$ 96,825.38	\$ 67,492.69	\$ 71,004.37
Tank 9	\$ 61,338.52	\$ 43,280.93	\$ 183,000.00
Generators	\$ 2,963.53	\$ 2,292.81	\$ 226,500.00
Mainline	\$ 31,537.91	\$ 23,313.44	\$ 73,500.00
AMI	\$ 191,436.96		

Disaster Mitigation

SCADA	\$ -		\$ 25,000.00

Vehicles & Equipment

C. Truck&S. Steer	\$ 45,000.00		
	\$ 429,102.30	\$ 136,379.86	\$ 579,004.37
\$ 1,831,436.96	\$ 1,511,700.00	\$ 1,648,079.86	\$ 1,069,075.49

Reliable Water Supply

Reimbursements Sept 23	Project	Q3 23 Expenses	FEMA Reimbursements December 23	DWR reimbursement	Q4 23 Expenses
\$ 99,211.77	Tank 4	\$ 96,000.00	\$ 66,816.09		0
\$ 125,533.26	Tank 9	\$ 301,705.00	\$ 205,648.45	\$ 60,341.00	\$ 710,505.00
\$ 152,867.12	Generators	\$ 40,500.00	\$ 27,333.86		\$ 576,060.00
\$ 49,605.89	Mainline	\$ 73,500.00	\$ 49,605.89		\$ 73,500.00
	AMI	\$ 191,436.96			0

Disaster Mitigation

	SCADA	\$ 40,000.00			
	Shutoff valve (2)				

Vehicles & Equipment

	Ranger				
	Crane				
\$ 427,218.03		\$ 743,141.96	\$ 409,745.28		\$ 1,360,065.00
\$ 1,496,293.52	\$ 1,069,075.49	\$ 963,151.56	\$ 1,372,896.84		\$ 222,831.84

Reliable Water Supply

Project	Reimbursements March 24	DWR Reimbursement	Q1 24 Expenses	Reimbursements June 24	DWR Reimbursement	Q2 24 Expenses
Tank 4			0			\$ 200,000.00
Tank 9	\$ 481,551.66	\$ 142,101.00	\$ 1,017,105.00	\$ 288,479.07	\$ 203,421.00	\$ 1,116,405.00
Generators	\$ 388,788.65		\$ 892,360.00	\$ 602,262.69		\$ 433,460.00
Mainline	\$ 49,605.89		\$ 73,500.00	\$ 49,605.89		\$ 73,500.00
AMI						

Disaster Mitigation

SCADA						

Vehicle & Equipment

Ranger						
Crane						
	\$ 1,062,047.20		\$ 1,982,965.00	\$ 1,143,768.64		\$ 1,823,365.00
	\$ 1,284,879.04		\$ (488,085.96)	\$ 655,682.68		\$ (957,682.32)



Technical Memorandum

April 26, 2023 **5/9/23**

To	Dennis White, HVLCSD Alyssa Gordon, HVLCSD	Contact No.	707-267-2255
Copy to	Ryan Crawford, PG Rebecca Crow, PE Steve McHaney, PE	Email	Michelle.davidson@ghd.com
From	Michelle Davidson	Project No.	12586063
Project Name	HVLCSD Water Storage Tank Reliability Project & Backup Power Reliability Project		
Subject	HVLCSD May 2023 Project Financial Status Update		

1. Introduction

This memo provides the Hidden Valley Lake Community Services District (HVLCSD) Board an update on the status of the Water Storage Tank Reliability Project (Tank 9 Project) and Backup Power Reliability Project (BPR Project) for financial meetings and the upcoming Board meeting.

1.1 Summary of the Tank 9 Project

The District is taking critical steps to ensure the operability and functionality of its water system by replacing an existing water tank with two new tanks. The design includes two (2) new 250,000-gallon bolted steel water tanks that will replace the District’s existing redwood 150,000-gallon Unit 9 Tank. The Project has been made possible by State and Federal grant funds provided by the Department of Water Resource through the local Regional Water Management Plan Group, and through CalOES using FEMA HMGP funds.

1.1.1 Project Update

The HVLCSD is currently under contract with GHD for the design phase of the Project and efforts are underway. GHD provided the District with the 90% Design Package in April of 2023 and the District has since provided comments. GHD is working to incorporate client comments, and is working to complete the 100% design package. Included with the 90% design submission was the 90% design plans, specifications, and the 90% cost estimate.

1.1.2 Financial Update

It was identified during review of previous submittals that the anticipated project cost exceeds the allocated grant dollars for the project. Given this, GHD has been working with HVLCSD to come up with cost control methodologies, and to pursue additional potential funding sources. GHD has recommended a proposed bidding strategy that includes additive bid items to allow a menu of options for awarding project elements at the time of

This Technical Memorandum is provided as an interim output under our agreement with . It is provided to foster discussion in relation to technical matters associated with the project and should not be relied upon in any way.

bidding based on the actual bid costs. The proposed cost control methodologies will allow for the District to implement the base bid project regardless of the outcome of the additional fund request. In addition, we have also recommended proceeding with submitting a Drinking Water State Revolving Fund (DWSRF) Construction Funding Application requesting additional funds to cover additional anticipated costs.

1.1.2.1 Proposed Bidding Strategy

Given the construction cost environment over the last several years, the accuracy of cost estimates has varied widely depending on many factors including location, type of project, how much work is out to bid in an area, the types of materials used in a project, rates of inflation, supply chain issues, number of bidders, and many other factors. Due to these issues and the potential that the low bid could come in above the available funding, we recommend that the District bid the project with the basic site work, piping, and the construction of Tank No. 9A as the Base Bid, and the demolition of the existing tank and the construction of Tank No. 9B as additive bid item items. This will allow the District greater flexibility in managing the scope of construction if bids come in too high to award all project elements.

1.1.2.2 DWSRF Construction Funding Application

Per previous recommendations provided to HVLCSO, the District proceeded with preparing a DWSRF construction funding application for the Tank 9 Project. HVLCSO contracted with GHD to provide a stamped engineering report, which is required to be submitted with the DWSRF application, and to review the full application. Upon a preliminary review of the overall application, and supplemental budget considerations factoring in additional projects, GHD recommends increasing the scope of the DWSRF application to also include the Tank 4 project, BPR Project, Mainline, AMI, and SCADA projects, all of which likely need additional implementation funds. Additional funding can be used as match dollars for some other types of funding and can provide additional project funding needed for the other related projects.

GHD is currently working to update the DWSRF Construction Funding Application and anticipates providing a draft to HVLCSO for review by May 12, 2023. Once the application is reviewed by the District, the revised application can be uploaded to the grants portal by the District.

1.1.2.3 DWSRF Application and Schedule

Since the timeline of the DWSRF application review and possible award are not known at this time, GHD has included contract language in the front end of the specifications to allow for the holding of bids for three hundred and sixty-five (365) days after the actual date of the opening thereof and Contract Price in the Agreement Between Owner and Contractor to be escalated above the Bid Price. The escalation of cost shall be based on the change in the Construction Cost Index for the City of San Francisco (CCI) as updated monthly by Engineering News-Record (ENR), from 60 days after the date of bid opening to the date of the Notice of Award. If the CCI on the date of the Notice of Award is higher than the CCI 60 days after the date of the bid opening, the contractor shall be entitled to the Contract Price being escalated above the Total Bid Price commensurate with the increase in the CCI. Cost increases shall be allocated on an equal percentage basis to each awarded line item in the Bid Schedule(s). For example, if the CCI 60 days after the bid opening is 15,000, and the CCI on the date of the Notice of Award is 15,750 (a 5% increase over 15,000), then the cost for each awarded item in the Bid Schedule(s) shall be increased by 5%. The cost escalation clause will allow HVLCSO to delay the award of the project if the DWSRF grant application request is still under State review.

1.2 Summary of the BPR Project

. The District has seven water storage tanks and four wells, which provide water to the residents in Hidden Valley Lake. The BPR project includes emergency power generation at the Water Treatment Plant Site, and at

the Greenridge Booster Pump Station. The Project has been made possible by Federal grant funds provided through CalOES using FEMA HMGP funds, the District has been planning to provide District match dollars to meet the 25% match requirement.

1.2.1 Project Update

The HVLCSD is currently under contract with GHD for the design phase of the Project and efforts are underway. GHD provided the District with the 30% Design Package in April of 2023 and the District has since provided comments. GHD is working to incorporate client comments, and is working to complete the 60% design package, to be submitted May 17, 2023. Included with the 30% design submission was the 30% design plans, technical specification table of contents, and draft Basis of Design Report, which included a 30% cost estimate.

The RFP for the project included the design of a retaining wall at the Greenridge Booster Pump Station. Upon the development of the 30% design, it was determined that a retaining wall will not be required, and the site can accommodate a generator slab with site grading improvements. Elimination of the retaining wall will have modest cost savings.

1.2.2 Financial Update

The cost estimate provided with the 30% design submission was higher than initially budgeted by Coastland Engineering during the preliminary phases of the project. The previous cost estimate was for the purposes of grant application submission and since that time there have been significant cost escalations. . Also, the initial HMGP funding secured for the project requires a 25% match. The District initially planned to provide the match funding requirement out of District reserve funds. GHD recommended expanding the scope of the DWSRF application noted in section 1.1.2.1 above to include match dollars and additional project financing for the BPR project.

1.2.2.1 Generator Procurement

From recent bidding and equipment procurement processes, GHD has determined that material costs for generators have almost doubled in the last several years. Material costs have become a major factor when planning future projects as the cost of raw manufactured goods continues to increase during this period of higher inflation. One strategic option to enable cost control is to have the District procure the generators directly. This eliminates contractor mark-ups on expensive equipment. Start-up and testing of the procured generators by the low-bid contractor will be required and stated in the bid documents for the project. This can be accomplished by identifying the generator requirements early in the design process and developing a Request for Quote package so the District can procure the generators early. This can also help streamline project implementation because major equipment can have long lead times.

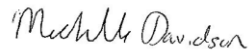
While GHD's approach will save time compared to more traditional procurement approach, please note that GHD is not in control of material availability and cannot guarantee lead times on generators.

With the 30% design being completed, GHD recommends the District proceed with authorizing GHD to provide a Recommendation for Generator Procurement Memorandum that includes the recommendations for generator procurement.

1.3 Conclusion

GHD will continue working with the District to proceed with the multi-pronged approach to implementing successful construction projects using the cost control methodologies listed above.

Regards,



Michelle Davidson
Project Manager