



**Hidden Valley Lake Community Services District
Finance Committee Meeting
June 13, 2023– 12:30 p.m.
19400 Hartmann Road, Hidden Valley Lake, Ca.**

To join the meeting by Teleconference, go to www.hvllcsd.org select the June 13, 2023, Finance Committee Meeting and select Click here to join the meeting.

Meetings are recorded for live streaming and broadcasting purposes.

- 1) CALL TO ORDER**
- 2) PLEDGE OF ALLEGIANCE**
- 3) ROLL CALL**
- 4) APPROVAL OF AGENDA**
- 5) DISCUSSION AND POSSIBLE RECOMMENDATION: FY 2023-24 Budget Review**
- 6) DISCUSSION AND POSSIBLE RECOMMENDATION: Monthly Financials**
- 7) DISCUSSION AND POSSIBLE RECOMMENDATION: Projects Update**
- 8) PUBLIC COMMENT**
- 9) BOARD MEMBER COMMENT**
- 10) ADJOURN**

Public records are available upon request. Board Packets are posted on our website at www.hvllcsd.org/meetings. In compliance to the Americans with Disabilities Act, if you need special accommodations to participate in or attend the meeting, please contact the District Office at 987-9201 at least 48 hours prior to the scheduled meeting.

Members of the public shall be given the opportunity to comment on each agenda item before the Governing Board acts on that item, G.C. 54953.3. All other comments will be taken under Public Comment.

Fiscal Year 2023-2024

Draft Budget



Pending Approval June 20, 2023

Board of Directors:

Claude Brown, President

Sean Millerick, Vice President

Jim Freeman

Gary Graves

Jim Lieberman

General Manager:

Dennis White

Table of Contents

Introduction	1
Revenue and Expense Trends and Forecast	3
Operating Budget	5
Capital Projects Budget	16
Debt Service Budget	18

DRAFT

Introduction

The Hidden Valley Lake Community Services District (District) is an independent special district serving the Hidden Valley Lake Community in southern Lake County, California. The District, which consists of 15 full-time employees, and 1 part-time employee, provides municipal water to over 2,500 homes and 5 distinct businesses, and sewer services to nearly 1,500 within its three square mile service area.

Mission Statement

“The mission of the Hidden Valley Lake Community Services District is to provide, maintain and protect our community’s water.”

History

The Stonehouse Mutual Water Company was established in 1968 and supplied water to the Hidden Valley Lake subdivision. The Hidden Valley Lake Community Service District was established in 1984. In the early 1990’s discussions of a merger between Stonehouse Mutual Water Company, and Hidden Valley Lake Community Services District began. It was evident that combining the two stand-alone providers into one utility company would result in a tremendous cost savings. The merge also provided additional protection to the community via State oversight as well as access to grants and low cost loans. With the passage of AB 1504, the merger of the two utilities was accomplished on January 1, 1993 at 12:01 am.

Board of Directors

The Board of Directors of the Hidden Valley Lake CSD consists of five elected officials who are tasked with representing the general interest of those in the Hidden Valley Lake community. Directors must live within the boundaries of the water or sewer district, ensuring that they fully understand the intricacies of the community and are enlisted in services provided. Each member serves a four year term. Elections are held in November of even numbered years, and Director terms are staggered to mitigate disruption.

The Board of Directors sets goals and creates policies that guide District operations. The Board appoints a General Manager to handle the day-to-day operations of the District and to carry out the goals and policies. It is the General Manager’s responsibility to ensure that District

procedures are in line with the District's mission. Beyond the General Manager, the Board also appoints legal counsel and financial auditors.

The HVLCSD Board of Directors is committed to transparency. Board meetings are held in accordance with the Brown Act and are noticed as such. Regular board meetings are held on the third Tuesday of the month at 7:00 p.m. at the District's business office, 19400 Hartmann Rd., Hidden Valley Lake. An exception was made during the height of the pandemic, where board meetings were held virtually in the interest of public, employee and director safety. The board also assigns standing and ad hoc committees that meet throughout the year to assist in the development of policy. Committee meetings are also held at the District's business office; times and dates vary by committee and can be found on the District website, www.hvllcsd.org. Each meeting ends with a call for public comment, and community members are encouraged to attend and voice concerns or share accolades.

Revenue and Expense Trends and Forecast

Water & Wastewater Overview

The years 2015 – 2020 were survival years. Significant effort has been underway to make 2021 – 2025 the recovery and growth years. In years past, natural disasters caused expensive damage, and the battle to overcome the impacts to deferred capital improvement projects will be long. To that end, incremental improvements continue to accumulate. Despite enduring extreme weather events such as drought and intense rains, the District is experiencing water and sewer use revenues that meet the rising demands of operational expenses as well as improvements to infrastructure. The upcoming fiscal year 23/24 will follow the path originally developed in the rate study conducted by NBS in 2020.

The epidemiological events of the last few years have also been challenging, to say the least. A few positive changes, however, can be attributed to the multi-year experience. As is likely the case for most businesses and individuals of this nation, new protective measures have been implemented to enhance the safety of our employees, and ratepayers. Despite the new requirement to carry an increased accounts receivable liability, the District has been able to procure a full administrative staff to manage this additional responsibility.

The performance and progress of both the Water and Sewer Funds are uniquely nuanced and are detailed below.

Water Fund

Average water consumption has plateaued, but the annual number of new connections has slowed. This speaks to the strong demand of the existing customer base and the robust availability of the Coyote Valley Basin. While expenditures have marginally increased over budget expectations, revenue is increasing at a higher rate. Grant funding and a growing sphere of influence are key factors in this growth.

Wastewater Fund

Expenses and Revenues are proving to be commensurate with budget estimates. The Rate Study adopted in December 2020 provided the framework that was enacted by a seasoned and very informed staff.

New tools, vehicles and equipment are making a positive contribution to the battle against aging infrastructure. Looking to the future, this investment in tangible capital is a step towards increasing the skill level of the workforce. Job satisfaction can be an output of increased skills and considered an intangible asset. The plan to build tangible and intangible assets together brings longer retention and a more sustainable operational model.

Final Thoughts:

Resilience and sustainability are making their way back to the District. From capital projects to day-to-day operations, every collaborative decision made is a step closer to the big picture of safety and affordability. The goal is to become more resilient by increasing the useful life of critical infrastructure. An improved critical infrastructure also ensures self-reliance, but so does a skilled work force and job satisfaction. Managerial staff are working daily to improve work pride and reduce attrition. On the job training, procedural documentation, and learning new skills, helps build pride in one's work. This type of capital, intellectual, remains the lynchpin to the continued success of the District. If we can keep the skills level high, and the cost of capital projects low, we are winning that battle, and are better positioned to provide a safe and affordable drinking water environment to the community of Hidden Valley Lake.

Looking to the longer-term future, it is important to consider growth. Without adapting and keeping pace with change, one can be considered falling behind. Hidden Valley Lake, and in fact the immediate region is showing signs of growth. New annexations, businesses and increased meter sales are a testimony to the direction of South Lake County's economy. Today's plans are built with sustainable growth in mind. The District's maintenance and updates to the Local Hazard Mitigation Plan, the Strategic Plan, the Water Shortage Contingency Plan, as well as the Risk Management Plan will steer the District to success in managing growth within the public infrastructure domain.

**HIDDEN VALLEY LAKE COMMUNITY SERVICES DISTRICT
2023-2024 PROPOSED BUDGET
SEWER ENTERPRISE FUND**

REVENUE	
120-4020 PERMIT & INSPECTION FEES	1,000
120-4045 AVAILABILITY FEES	7,181
120-4050 SALES OF RECLAIMED WATER	168,451
120-4111 COMMERCIAL SEWER USE	85,538
120-4112 GOVERNMENT SEWER USE	1,200
120-4116 SEWER USE CHARGES	1,913,136
120-4210 LATE FEE	25,000
120 4300 MISC INCOME	500
120-4310 OTHER INCOME	2,000
120-4320 FEMA/CalOES GRANTS	-
120-4325 GRANTS	-
120-4550 INTEREST INCOME	1,200
120-4580 TRANSFER IN	176,733
TOTAL REVENUE	2,381,939

**HIDDEN VALLEY LAKE COMMUNITY SERVICES DISTRICT
2023-2024 PROPOSED BUDGET
SEWER ENTERPRISE FUND**

OPERATING EXPENDITURES

120-5010 SALARY & WAGES	575,704
120-5020 EMPLOYEE BENEFITS	226,163
120-5021 RETIREMENT BENEFITS	116,631
120-5022 CLOTHING ALLOWANCE	2,500
120-5024 WORKERS COMP INSURANCE	18,000
120-5025 RETIREE HEALTH BENEFITS	18,533
120-5030 DIRECTOR HEALTH BENEFITS	44,242
120-5040 ELECTION EXPENSE	2,500
120-5060 GASOLINE, OIL & FUEL	30,000
120-5061 VEHICLE MAINT	26,415
120-5062 TAXES & LICENSE	800
120-5063 CERTIFICATIONS	2,000
120-5074 PROPERTY/LIABILITY INSURANCE	129,000
120-5075 BANK FEES	35,000
120-5080 MEMBERSHIP & SUBSCRIPTIONS	12,000
120-5090 OFFICE SUPPLIES	5,000
120-5092 POSTAGE & SHIPPING	9,000
120-5121 LEGAL SERVICES	20,000

120-5122 ENGINEERING SERVICES	75,000
120-5123 OTHER PROFFESIONAL SERVICES	12,000
120-5125 OPEB OBLIGATION	12,500
120-5126 AUDIT SERVICES	7,500
120-5130 PRINTING & PUBLICATION	8,000
120-5135 NEWSLETTER	1,000
120-5145 EQUIPMENT RENTAL	6,500
120-5148 OPERATING SUPPLIES	85,000
120-5150 REPAIR & REPLACE	180,000
120-5155 MAINT BLDG & GROUNDS	12,000
120-5156 CUSTODIAL SERVICES	17,500
120-5157 SECURITY	1,000
120-5160 SLUDGE DISPOSAL	42,000
120-5165 TERTIARY POND MAINT	50,000
120-5170 TRAVEL & MEETINGS	10,200
120-5175 EDUCATION/SEMINARS	10,500
120-5176 DIRECTOR TRAINING	3,600
120-5179 ADM MISC EXPENSE	800
120-5191 TELEPHONE	18,000
120-5192 ELECTRICITY	155,000
120-5193 OTHER UTILITIES	3,500
120-5194 IT SERVICES	35,000

120-5195 ENV/MONITORING	50,000
120-5198 ANNUAL OPERATING FEES	26,000
120-5310 EQUIPMENT - FIELD	1,200
120-5311 EQUIPMENT - OFFICE	1,200
120-5312 TOOLS - FIELD	1,500
120-5315 SAFETY EQUIPMENT	3,500
120-5317 COVID-19	7,500
120-5545 RECORDING FEES	250
120-5580 TRANSFER OUT – FUND 219 USDA SOLAR DEBT	32,200

TOTAL OPERATING EXPENDITURES	2,143,439
-------------------------------------	------------------

**HIDDEN VALLEY LAKE COMMUNITY SERVICES DISTRICT
2022-2023 PROPOSED BUDGET
WATER ENTERPRISE FUND**

REVENUE	
130-4035 RECONNECT FEES	12,000
130-4039 WATER CONNECTION FEE (METER)	1,645
130-4040 LIEN RECORDING FEES	1,200
130-4045 AVAILABILITY FEES	28,000
130-4110 COMMERCIAL WATER USE	142,776
130-4111 BULK WATER SALES	32,000
130-4112 GOVERNMENT WATER USE	6,500
130-4115 WATER USE CHARGES	2,865,024
130-4210 LATE FEE 10%	57,000
130-4320 FEMA/CalOES GRANTS	2,865,024
130-4325 GRANTS	413,689
130-4215 RETURNED CHECK FEE	1,000
130-4300 MISC INCOME	1,500
130-4310 OTHER INCOME	100
130-4580 TRANSFER IN – FUND 320 CIP	840,000
130-4550 INTEREST INCOME	1,816
TOTAL REVENUE	
	7,094,234

**HIDDEN VALLEY LAKE COMMUNITY SERVICES DISTRICT
2023-2024 PROPOSED BUDGET
WATER ENTERPRISE FUND**

OPERATING EXPENDITURES

130-5010 SALARY & WAGES	575,704
130-5020 EMPLOYEE BENEFITS	226,163
130-5021 RETIREMENT BENEFITS	116,631
130-5022 CLOTHING ALLOWANCE	2,500
130-5024 WORKERS' COMP INSURANCE	18,000
130-5025 RETIREE HEALTH BENEFITS	18,533
130-5030 DIRECTOR HEALTH BENEFITS	44,242
130-5040 ELECTION EXPENSE	2,500
130-5060 GASOLINE, OIL & FUEL	30,000
130-5061 VEHICLE MAINT	25,000
130-5062 TAXES & LICENSE	1,200
130-5063 CERTIFICATIONS	1,000
130-5074 PROPERTY/LIABILITY INSURANCE	129,000
130-5075 BANK FEES	35,000
130-5080 MEMBERSHIP & SUBSCRIPTIONS	32,000
130-5090 OFFICE SUPPLIES	5,000
130-5092 POSTAGE & SHIPPING	8,500
130-5110 CONTRACTUAL SERVICES	60,000

130-5121 LEGAL SERVICES	30,000
130-5122 ENGINEERING SERVICES	100,000
130-5123 OTHER PROFESSIONAL SERVICES	15,000
130-5124 GSA - GROUNDWATER SUSTAINABILITY	15,000
130-5125 OPEB OBLIGATION	12,500
130-5126 AUDIT SERVICES	7,500
130-5130 PRINTING & PUBLICATION	7,500
130-5135 NEWSLETTER	1,200
130-5145 EQUIPMENT RENTAL	35,000
130-5148 OPERATING SUPPLIES	7,500
130-5150 REPAIR & REPLACE	140,000
130-5155 MAINT BLDG & GROUNDS	15,000
130-5156 CUSTODIAL SERVICES	5,000
130-5157 SECURITY	5,000
130-5170 TRAVEL & MEETINGS	10,200
130-5175 EDUCATION/SEMINARS	10,000
130-5176 DIRECTOR TRAINING	5,000
130-5179 ADM MISC EXPENSE	800
130-5191 TELEPHONE	17,000
130-5192 ELECTRICITY	220,000
130-5193 OTHER UTILITIES	3,600
130-5194 IT SERVICES	62,000

130-5195 ENV/MONITORING	20,000
130-5198 ANNUAL OPERATING FEES	40,000
130-5310 EQUIPMENT - FIELD	1,000
130-5311 EQUIPMENT - OFFICE	1,000
130-5312 TOOLS - FIELD	2,000
130-5315 SAFETY EQUIPMENT	5,000
130-5317 COVID-19	7,500
130-5505 WATER CONSERVATION	5,000
130-5545 RECORDING FEES	250
130-5580 TRANSFER OUT-218 CIEDB DEBT	132,273
130-5580 TRANSFER OUT-CIP EXPENSES	840,000
130-5600 CONTINGENCY	-
TOTAL OPERATING EXPENDITURES	3,109,797

Significant Changes

Salaries and Benefits An adjustment to employee pay rates will align the District to the Consumer Price Index (CPI) as a measure of cost of living. The policy for Other Post-Employment Benefits (OPEB) investments has been modified. Employees continue to be rewarded for their years of service, and now are collaboratively investing in the District's post-employment benefits 115 Trust Fund.

Insurance

Liability insurance was reviewed with no changes to report. The premium for Workers Compensation and Liability Insurance has increased 33%.

Repair/Replace

The Water repair/replace budget has decreased 46%. This represents a shift from "repair" to "improve" as funds are allocated to Capital Improvement Projects. The Sewer Repair/Replace account will have no increases this year.

Electricity

Energy rates continue to increase, the District's grandfathered pricing has expired. This budget item for water and sewer electric charges has increased by 9% and 0%, resp.

Engineering Services

Proper planning for future growth requires engineering studies. These include but are not limited to, Feasibility, Technical Memorandum, Basis of Design, Designs, Plans & Specifications, and Construction Management & Inspection. This budget item has increased by 53% to accommodate for this planning.

Capital Additions

The five (5) year Capital Improvement Plan adopted in December of 2020 remains in effect. Project definitions remain hierarchical to better align with the District's overall goals.

Water

A proposed \$5M (net) revenue bond, secured by future District water sales revenue will be used to facilitate the local cost share required to support the unprecedented District obligations resulting from four water reliability projects being awarded grant funding simultaneously.

Disaster Mitigation: \$23,500

SCADA (\$23,500) - This project is designed to mitigate against disaster by fortifying the District's Supervisory Control And Data Acquisition (SCADA) system. Funding is split between both the sewer and water fund as this system supports both. The SCADA Master Plan adopted in 2022 is now being leveraged to develop and execute an implementation plan.

Reliable Water Supply: \$6,217,512

Unit 9 Tank (\$3,184,850) Funding awarded in 2022 has assisted in the progress of designing the two tanks that will replace the single redwood water storage tank. Current scheduling estimates construction to begin in this coming fiscal year.

Unit 4 Tank (\$416,345) Funding awarded in 2022 has assisted in the progress of designing the tank replacement known as area 4. Along with water storage, this project aims to build wildfire resilience by implementing the defensive space principles of NFPA 1144.

AMI (\$191,437) The final phase of equipment procurement, this final expenditure will provide staff with the tools to eliminate the costly tasks of monthly manual meter reading.

Mainlines (\$294,000) Funding awarded in 2022 has assisted in the progress of building a plan to improve underground water infrastructure.

Generators (\$2,130,880) Funding awarded in 2022 has assisted in the progress of establishing stationary backup generators at water booster pump stations.

Wastewater

Disaster Mitigation: \$183,500

SCADA (\$183,500) - This project is designed to mitigate against disaster by fortifying the District's Supervisory Control And Data Acquisition (SCADA) system. Funding is split between both the sewer and water fund as this system supports both. The SCADA Master Plan adopted in 2022 is now being leveraged to develop and execute an implementation plan.

Risk Management: \$30,000

Chlorine Tank Shut-Off Valve (\$30,000) A improvement opportunity identified in the Chlorine Risk Management Plan, this project will involve the addition of an auto shut-off capability in the chlorine tank room.

Regulatory Compliance: \$25,000

Manhole Lids (\$25,000) Manhole lid replacements to reduce/eliminate Sewer System Overflows (SSOs) by replacing manhole lids with airtight, composite lids.

**HIDDEN VALLEY LAKE COMMUNITY SERVICES DISTRICT
2023-2024 PROPOSED BUDGET
CAPITAL PROJECTS**

WASTEWATER			
120-5-70-7201	REGULATORY COMPLIANCE	\$	25,000
120-5-70-7202	DISASTER MITIGATION	\$	183,500
120-5-70-7205	RISK MANAGEMENT	\$	30,000
TOTAL CAPITAL WASTEWATER EXPENDITURES		\$	238,500
WATER			
130-5-70-7202	DISASTER MITIGATION	\$	23,500
130-5-70-7204	RELIABLE WATER SUPPLY	\$	6,217,512
TOTAL CAPITAL WATER EXPENDITURES		\$	6,241,012

Debt

1) Sewer Expansion and Wastewater Treatment Plant

Sewer System Reassessment District No. 1 Limited Obligation Refunding Improvements Bonds Series 2016, issued March 9, 2016 in the amount of \$3,650,000, payable in annual installments with an interest rate of 3.25-3.50% and maturity of September 2, 2032. The bonds were used to finance improvements to the sewer system. The bonds are secured by a pledge of reassessment of revenues.

2) Water Infrastructure Project

California Infrastructure and Economic Development Bank direct borrowing Loan, issued June 24, 2002 in the amount of \$3,000,000, payable in annual installments with an interest rate of 3.48% and maturity on February 1, 2032. The loan was used to finance the expansion and upgrade of the water system. Net system revenues and all amounts in the enterprise fund are pledged as collateral for the debt.

3) Solar Project

2012 Series direct borrowing Certificate of Participation Water Reclamation Plant Energy Sustainability Project issued October 1, 2012, in the amount of \$640,000, payable in annual installments with an interest rate of 3.0% and maturity on August 1, 2041. The certificates of participation were used to finance the sewer system solar project. Net revenues are pledged as collateral for debt.

**HIDDEN VALLEY LAKE COMMUNITY SERVICES DISTRICT
2023-2024 PROPOSED BUDGET
DEBT**

DEBT REVENUE SOURCE		FUND	AMOUNT
1)	BOND SERIES 2016 - TAX ASSESMENT	215	\$ 298,981
2)	CIEDB LOAN - WATER INFRASTRUCTURE	130/218	169,721
3)	USDA LOAN - SOLAR PROJECT WWTP	120	32,158
TOTAL DEBT SERVICE REVENUE			\$ 500,860
DEBT SERVICE EXPENSE		FUND	AMOUNT
1)	BOND SERIES 2016 (PRINCIPAL)	215	\$ 213,000
	BOND SERIES 2016 (INTEREST)	215	76,341
	BOND ADMINISTRATION (ANNUAL FEE)	215	9,640
TOTAL BOND DEBT			\$ 298,981
2)	CIEDB (PRINCIPAL)	218	\$ 121,960
	CIEDB (INTEREST)	218	43,970
	CIEDB (ANNUAL FEE)	218	3,791
TOTAL CIEDB DEBT			\$ 169,721
3)	USDA SOLAR LOAN (PRINCIPAL)	219	\$ 18,500
	USDA SOLAR LOAN (INTEREST)	219	13,658
TOTAL USDA DEBT			\$ 32,158
TOTAL DEBT SERVICE EXPENSE			\$ 500,860

**HIDDEN VALLEY LAKE COMMUNITY SERVICES DISTRICT
SEWER ENTERPRISE FUND**

6/8/2023
3:15 PM

SEWER ENTERPRISE FUND REVENUE	Budget 7/1/2022	To Date 6/9/2023	Difference	Proposed 7/1/2023
120-4020 PERMIT & INSPECTION FEES	1,000	400	(600)	1,000
120-4036 DEVELOPER SEWER FEES	-	-	-	-
120-4040 LIEN RECORDING FEES	-	-	-	-
120-4045 AVAILABILITY FEES	5,500	7,220	1,720	7,181
120-4050 SALES OF RECLAIMED WATER	154,542	116,480	(38,062)	168,451
120-4111 COMMERCIAL SEWER USE	85,538	79,607	(5,931)	85,538
120-4112 GOVERNMENT SEWER USE	1,200	1,201	1	1,200
120-4116 SEWER USE CHARGES	1,836,418	1,692,661	(143,757)	1,913,136
120-4210 LATE FEE 10%	22,000	33,091	11,091	25,000
120 4300 MISC INCOME	2,500	383	(2,117)	500
120-4310 OTHER INCOME	1,450	2,466	1,016	2,000
120-4320 FEMA/CalOES Grants	-	1,969	1,969	-
120-4325 GRANTS	-	25,671	25,671	-
120-4550 INTEREST INCOME	500	1,286	786	1,200
120-4580 TRANSFER IN - Fund 314 CIP	-	-	-	176,733
120-4955 GAIN/LOSS	-	8,049	8,049	-
TOTAL REVENUE	2,110,648	1,970,483	(140,165)	2,381,939

**HIDDEN VALLEY LAKE COMMUNITY SERVICES DISTRICT
SEWER ENTERPRISE FUND**

6/8/2023
3:15 PM

SEWER ENTERPRISE FUND OPERATION EXPENDITURES	Budget 7/1/2022	To Date 6/9/2023	Difference	Proposed 7/1/2023
120-5-10-5010 ADMIN SALARY & WAGES	289,065	285,466	3,599	290,119
120-5-30-5010 FIELD SALARY & WAGES	302,326	282,686	19,640	282,584
120-5-40-5010 DIRECTORS SALARY & WAGES	3,000	2,961	39	3,000
120-5-10-5020 ADMIN EMPLOYEE BENEFITS (HEALTH)	93,926	76,571	17,355	90,670
120-5-30-5020 FIELD EMPLOYEE BENEFITS (HEALTH)	122,616	121,591	1,025	135,264
120-5-40-5020 DIRECTOR BENEFITS (TAXES)	230	64	167	230
120-5-10-5021 ADMIN RETIREMENT BENEFITS (Pers)	59,860	56,750	3,110	60,245
120-5-30-5021 FIELD RETIREMENT BENEFITS (Pers)	57,910	54,110	3,800	56,387
120-5-30-5022 FIELD CLOTHING ALLOWANCE	2,500	1,864	636	2,500
120-5-00-5024 WORKERS' COMP INSURANCE	12,000	10,023	1,977	18,000
120-5-00-5025 RETIREE HEALTH BENEFITS	16,884	8,506	8,378	18,533
120-5-40-5030 DIRECTOR HEALTH BENEFITS	25,629	31,201	(5,572)	44,242
120-5-00-5040 ELECTION EXPENSE	2,500	32	2,468	2,500
120-5-00-5060 GASOLINE, OIL & FUEL	30,000	19,394	10,606	30,000
120-5-00-5061 VEHICLE MAINT	26,415	32,014	(5,599)	26,415
120-5-00-5062 TAXES & LICENSE	800	152	648	800
120-5-10-5063 ADMIN CERTIFICATIONS	500	-	500	500
120-5-30-5063 FIELD CERTIFICATIONS	1,500	376	1,124	1,500
120-5-00-5074 PROPERTY/LIABILITY INSURANCE	104,000	104,186	(186)	129,000
120-5-00-5075 BANK FEES	30,000	24,877	5,123	35,000
120-5-00-5080 MEMBERSHIP & SUBSCRIPTIONS	11,000	13,489	(2,489)	12,000
120-5-10-5090 ADMIN OFFICE SUPPLIES	4,000	3,500	500	4,000
120-5-30-5090 FIELD OFFICE SUPPLIES	1,000	845	155	1,000
120-5-00-5092 POSTAGE & SHIPPING	9,000	7,356	1,644	9,000
120-5-00-5110 CONTRACTUAL SERVICES	-	-	-	-
120-5-00-5121 LEGAL SERVICES	12,000	17,350	(5,350)	20,000
120-5-00-5122 ENGINEERING SERVICES	49,000	52,579	(3,579)	75,000
120-5-00-5123 OTHER PROFESSIONAL SERVICE	10,000	7,623	2,377	12,000
120-5-00-5125 OPEB OBLIGATION	-	-	-	12,500
120-5-00-5126 AUDIT SERVICES	7,500	6,225	1,275	7,500
120-5-00-5130 PRINTING & PUBLICATION	6,000	5,484	516	8,000
120-5-00-5135 NEWSLETTER	1,000	293	708	1,000
120-5-00-5145 EQUIPMENT RENTAL	5,000	6,748	(1,748)	6,500
120-5-00-5148 OPERATING SUPPLIES	50,000	82,264	(32,264)	85,000
120-5-00-5150 REPAIR & REPLACE	180,000	100,374	79,626	180,000
120-5-00-5155 MAINT BLDG & GROUNDS	12,000	9,633	2,367	12,000
120-5-00-5156 CUSTODIAL SERVICES	17,500	8,792	8,708	17,500
120-5-00-5157 SECURITY	1,000	858	142	1,000
120-5-00-5160 SLUDGE DISPOSAL	35,000	42,082	(7,082)	42,000
120-5-10-5170 ADMIN TRAVEL MILEAGE	5,000	3,509	1,491	5,000
120-5-30-5170 FIELD TRAVEL MILEAGE	1,000	2,719	(1,719)	5,000

**HIDDEN VALLEY LAKE COMMUNITY SERVICES DISTRICT
SEWER ENTERPRISE FUND**

6/8/2023
3:15 PM

SEWER ENTERPRISE FUND OPERATION EXPENDITURES	Budget 7/1/2022	To Date 6/9/2023	Difference	Proposed 7/1/2023
120-5-40-5170 DIRECTORS TRAVEL MILEAGE	200	-	200	200
120-5-10-5175 ADMIN EDUCATION/SEMINARS	5,000	2,868	2,132	5,000
120-5-30-5175 FIELD EDUCATION/SEMINARS	4,000	3,004	996	4,000
120-5-40-5175 DIRECTORS EDUCATION/SEMINARS	1,500	141	1,359	1,500
120-5-40-5176 DIRECTOR TRAINING	3,600	-	3,600	3,600
120-5-10-5179 ADM MISC EXPENSE	350	946	(596)	800
120-5-00-5165 TERTIARY POND MAINTENANCE	50,000	50,000	-	50,000
120-5-00-5191 TELEPHONE	15,000	14,869	131	18,000
120-5-00-5192 ELECTRICITY	155,000	111,027	43,973	155,000
120-5-00-5193 OTHER UTILITIES	3,500	3,056	444	3,500
120-5-00-5194 IT SERVICES	35,000	48,768	(13,768)	35,000
120-5-00-5195 ENV/MONITORING	40,000	49,452	(9,452)	50,000
120-5-00-5196 RISK MANAGEMENT	-	-	-	-
120-5-00-5198 ANNUAL OPERATING FEES	7,500	23,968	(16,468)	26,000
120-5-00-5310 EQUIPMENT - FIELD	1,200	60	1,140	1,200
120-5-00-5311 EQUIPMENT - OFFICE	1,200	1,557	(357)	1,200
120-5-00-5312 TOOLS - FIELD	1,500	-	1,500	1,500
120-5-00-5315 SAFETY EQUIPMENT	3,500	5,449	(1,949)	3,500
120-5-00-5317 COVID-19	7,500	-	7,500	7,500
120-5-00-5545 RECORDING FEES	250	310	(60)	250
120-5-00-5580 TRANSFER OUT USDA SOLAR DEBT	32,205	38,700	(6,495)	32,200
120-5-00-5590 NON-OPERATING OTHER	-	-	-	-
120-5-00-5600 CONTINGENCY	-	-	-	-
TOTAL OPERATION EXPENDITURES	1,966,666	1,806,705	133,546	2,143,439

**HIDDEN VALLEY LAKE COMMUNITY SERVICES DISTRICT
SEWER ENTERPRISE FUND**

6/8/2023
3:15 PM

SEWER ENTERPRISE FUND SPECIAL PROJECT EXPENDITURES	Budget 7/1/2022	To Date 6/9/2023	Difference	Proposed 7/1/2023
120-5-60-6008 RAINS	-	1,080	(1,080)	-
120-5-60-60XX	-	-	-	-
TOTAL SPECIAL PROJECT EXPENDITURES	-	1,080	(1,080)	-

CAPITAL - PROJECTS & EQUIPMENT EXPENDITURES	Budget 7/1/2022	6/9/2023	Difference	7/1/2023
120-5-70-71XX VEHICLES	-	-	-	-
120-5-70-71xx EQUIPMENT	-	-	-	-
120-5-70-7201 REGULATORY COMPLIANCE	385,000	323,265	61,735	25,000
120-5-70-7202 DISASTER MITIGATION	100,000	17,573	82,427	183,500
120-5-70-7203 DISASTER RECOVERY	-	-	-	-
120-5-70-7205 RISK MANAGEMENT	22,500	-	22,500	30,000
120-5-70-7206 RECORDS RETENTION	25,000	3,046	21,954	-
TOTAL CAPITAL - PROJECTS & EQUIPMENT EXPENDITURES	532,500	343,884	188,616	238,500

**HIDDEN VALLEY LAKE COMMUNITY SERVICES DISTRICT
SEWER ENTERPRISE FUND**

6/8/2023
3:15 PM

SEWER Revenue	CSD Proposed	NBS Proposed	Difference
Sewer Use	1,999,874	1,947,049	52,825
Reclaimed	168,451	168,451	-
Non-Rate Revenue	212,414	28,714	183,700
Interest	1,200	3,731	(2,531)
Transfer In	176,733		
Total Revenue	2,381,939	2,147,945	233,994

SEWER Expenses	CSD Proposed	NBS Proposed	Difference
Salary			
575,704			
Benefits			
405,570	981,274	962,095	19,179
All Other Expenses	1,129,965	842,794	287,171
Sub Total Operational Expenses	2,111,239	1,804,889	
Debt - USDA Solar Loan	32,200	32,158	-
Total Operation Expenses	2,143,439	1,837,047	
Revenue minus Operational Expenses	238,500	310,898	

SEWER CIP	CSD Proposed	NBS Proposed
CIP Expenses	238,500	250,000
Net Revenue	238,500	
Balanced Budget	0	

**HIDDEN VALLEY LAKE COMMUNITY SERVICES DISTRICT
WATER ENTERPRISE FUND**

6/9/2023
10:04 AM

WATER ENTERPRISE FUND REVENUE	Budget 7/1/2022	To Date 6/9/2023	Difference	Proposed 7/1/2023
130-4035 RECONNECT FEES	5,000	14,110	9,110	12,000
130-4036 DEVELOPER FEES WATER	-	-	-	-
130-4038 COMM WATER METER INSTALL	-	-	-	-
130-4039 WATER CONNECTION FEE (METER ONLY)	3,290	4,935	1,645	1,645
130-4040 LIEN RECORDING FEES	1,200	1,941	741	1,200
130-4045 AVAILABILITY FEES	22,000	28,762	6,762	28,000
130-4110 COMMERCIAL WATER USE	144,786	82,304	(62,482)	142,776
130-4111 BULK WATER SALES	7,500	52,981	45,481	32,000
130-4112 GOVERNMENT WATER USE	6,500	8,838	2,338	6,500
130-4115 WATER USE CHARGES	2,848,200	2,473,155	(375,046)	2,865,024
130-4210 LATE FEE	32,000	50,459	18,459	57,000
130 4215 RETURNED CHECK FEE	500	1,000	500	1,000
130-4300 MISC INCOME	1,500	2,017	517	1,500
130-4310 OTHER INCOME	100	3,704	3,604	100
130-4320 FEMA/CalOES GRANTS	-	174,143	174,143	2,689,985
130-4325 GRANTS	-	-	-	413,689
130-4330 HYDRANT METER USE DEPOSIT	9,720	3,240	(6,480)	-
130-4550 INTEREST INCOME	1,800	2,087	287	1,816
130-4580 TRANSFER IN - Fund 320 CIP	-	-	-	840,000
130-4955 GAIN/LOSS	-	11,678	8,049	
TOTAL REVENUE	3,084,096	2,915,355	(172,370)	7,094,234

**HIDDEN VALLEY LAKE COMMUNITY SERVICES DISTRICT
WATER ENTERPRISE FUND**

6/9/2023
10:04 AM

WATER ENTERPRISE FUND OPERATION EXPENDITURES	Budget 7/1/2022	To Date 6/9/2023	Difference	Proposed 7/1/2023
130-5-10-5010 ADMIN SALARY & WAGES	289,065	285,612	3,453	290,119
130-5-30-5010 FIELD SALARY & WAGES	302,326	266,884	35,442	282,584
130-5-40-5010 DIRECTORS SALARY & WAGES	3,000	2,960	40	3,000
130-5-10-5020 ADMIN EMPLOYEE BENEFITS (HEALTH)	93,926	121,292	(27,366)	90,670
130-5-30-5020 FIELD EMPLOYEE BENEFITS (HEALTH)	122,616	112,263	10,353	135,264
130-5-40-5020 DIRECTOR BENEFITS (TAXES)	230	69	161	230
130-5-10-5021 ADMIN RETIREMENT BENEFITS (Pers)	59,860	56,750	3,110	60,245
130-5-30-5021 FIELD RETIREMENT BENEFITS (Pers)	57,910	52,484	5,426	56,387
130-5-30-5022 FIELD CLOTHING ALLOWANCE	2,500	1,864	636	2,500
130-5-00-5024 WORKERS' COMP INSURANCE	10,500	10,023	477	18,000
130-5-00-5025 RETIREE HEALTH BENEFITS	16,884	8,506	8,378	18,533
130-5-40-5030 DIRECTOR HEALTH BENEFITS	25,629	31,201	(5,572)	44,242
130-5-00-5040 ELECTION EXPENSE	2,500	31	2,469	2,500
130-5-00-5060 GASOLINE, OIL & FUEL	30,000	19,394	10,606	30,000
130-5-00-5061 VEHICLE MAINT	25,000	25,706	(706)	25,000
130-5-00-5062 TAXES & LICENSE	1,200	211	989	1,200
130-5-10-5063 ADMIN CERTIFICATIONS	200	-	200	200
130-5-30-5063 FIELD CERTIFICATIONS	600	711	(111)	800
130-5-00-5074 PROPERTY/LIABILITY INSURANCE	104,000	104,453	(453)	129,000
130-5-00-5075 BANK FEES	30,000	24,877	5,123	35,000
130-5-00-5080 MEMBERSHIP & SUBSCRIPTIONS	28,000	30,763	(2,763)	32,000
130-5-10-5090 ADMIN OFFICE SUPPLIES	4,000	3,501	499	4,000
130-5-30-5090 FIELD OFFICE SUPPLIES	1,000	1,161	(161)	1,000
130-5-00-5092 POSTAGE & SHIPPING	7,500	7,356	144	8,500
130-5-00-5110 CONTRACTUAL SERVICES	60,000	18,257	41,743	60,000
130-5-00-5121 LEGAL SERVICES	30,000	20,767	9,233	30,000
130-5-00-5122 ENGINEERING SERVICES	65,000	8,465	56,535	100,000
130-5-00-5123 OTHER PROFESSIONAL SERVICE	15,000	10,610	4,390	15,000
130-5-00-5124 WATER RIGHTS - GSA NEW	15,000	1,163	13,837	15,000
130-5-00-5125 OPEB OBLIGATION	-	-	-	12,500
130-5-00-5126 AUDIT SERVICES	7,500	6,225	1,275	7,500
130-5-00-5130 PRINTING & PUBLICATION	7,500	5,640	1,860	7,500
130-5-00-5135 NEWSLETTER	1,200	293	908	1,200
130-5-00-5140 RENT & LEASES	-	-	-	-
130-5-00-5145 EQUIPMENT RENTAL	35,000	6,400	28,600	35,000
130-5-00-5148 OPERATING SUPPLIES	7,500	6,141	1,359	7,500
130-5-00-5150 REPAIR & REPLACE	225,000	119,804	105,196	140,000
130-5-00-5155 MAINT BLDG & GROUNDS	15,000	9,528	5,472	15,000
130-5-00-5156 CUSTODIAL SERVICES	5,000	3,283	1,717	5,000
130-5-00-5157 SECURITY	5,000	456	4,544	5,000

**HIDDEN VALLEY LAKE COMMUNITY SERVICES DISTRICT
WATER ENTERPRISE FUND**

6/9/2023
10:04 AM

WATER ENTERPRISE FUND OPERATION EXPENDITURES	Budget 7/1/2022	To Date 6/9/2023	Difference	Proposed 7/1/2023
130-5-10-5170 ADMIN TRAVEL MILEAGE	4,000	3,509	491	5,000
130-5-30-5170 FIELD TRAVEL MILEAGE	2,000	3,706	(1,706)	5,000
130-5-40-5170 DIRECTORS TRAVEL MILEAGE	200	265	(65)	200
130-5-10-5175 ADMIN EDUCATION/SEMINARS	4,500	2,868	1,632	4,500
130-5-30-5175 FIELD EDUCATION/SEMINARS	4,000	2,203	1,797	4,000
130-5-40-5175 DIRECTORS EDUCATION/SEMINARS	1,500	141	1,359	1,500
130-5-40-5176 DIRECTOR TRAINING	5,000	-	5,000	5,000
130-5-10-5179 ADM MISC EXPENSE	350	946	(596)	800
130-5-00-5191 TELEPHONE	15,000	14,869	131	17,000
130-5-00-5192 ELECTRICITY	200,000	170,994	29,006	220,000
130-5-00-5193 OTHER UTILITIES	3,600	3,056	544	3,600
130-5-00-5194 IT SERVICES	55,000	60,803	(5,803)	62,000
130-5-00-5195 ENV/MONITORING	20,000	11,816	8,184	20,000
130-5-00-5196 RISK MANAGEMENT	-	-	-	-
130-5-00-5198 ANNUAL OPERATING FEES	40,000	19,074	20,926	40,000
130-5-00-5310 EQUIPMENT - FIELD	1,000	60	940	1,000
130-5-00-5311 EQUIPMENT - OFFICE	1,000	-	1,000	1,000
130-5-00-5312 TOOLS - FIELD	2,000	-	2,000	2,000
130-5-00-5315 SAFETY EQUIPMENT	5,000	5,449	(449)	5,000
130-5-00-5317 COVID-19	7,500	-	7,500	7,500
130-5-00-5505 WATER CONSERVATION	5,000	197	4,803	5,000
130-5-00-5545 RECORDING FEES	250	310	(60)	250
130-500-5580 TRANSFER OUT - Fund 218 CIEDB DEBT				132,273
130-5-00-5580 TRANSFER OUT - Fund 320 CIP	96,979	1,426,037	(1,329,058)	840,000
130-5-00-5600 CONTINGENCY	30,000	-	30,000	-
TOTAL OPERATION EXPENDITURES	2,216,025	3,085,699	(894,674)	3,109,797

HIDDEN VALLEY LAKE COMMUNITY SERVICES DISTRICT
WATER ENTERPRISE FUND

6/9/2023
10:04 AM

WATER ENTERPRISE FUND SPECIAL PROJECT EXPENDITURES	Budget 7/1/2022	To Date 6/9/2023	Difference	Proposed 7/1/2023
130-5-60-6008 RAINS 2023	-			-
130-5-60-60XX	-			-
TOTAL SPECIAL PROJECT EXPENDITURES				

CAPITAL - PROJECTS & EQUIPMENT EXPENDITURES	7/1/2022	6/9/2023	Difference	7/1/2023
130-5-70-71xx VEHICLES				-
130-5-70-71xx EQUIPMENT				-
130-5-70-7201 REGULATORY COMPLIANCE	75,000	65,006	9,994	
130-5-70-7202 DISASTER MITIGATION	200,000	17,943	182,057	23,500
130-5-70-7203 DISASTER RECOVERY	-	-	-	-
130-5-70-7204 RELIABLE WATER SUPPLY	700,000	673,871	26,129	6,217,512
130-5-70-7205 RISK MANAGEMENT	50,000	-	50,000	-
130-5-70-7206 RECORDS RETENTION	25,000	4,602	20,398	-
TOTAL CAPITAL - PROJECTS & EQUIPMENT EXPENDITURES	1,050,000	761,424	288,577	6,241,012

**HIDDEN VALLEY LAKE COMMUNITY SERVICES DISTRICT
WATER ENTERPRISE FUND**

6/9/2023
10:04 AM

WATER			
Revenue	CSD Proposed	NBS Proposed	Difference
Water Use	3,046,299	3,060,987	(14,688)
Non-Rate Revenue	102,445	73,081	29,364
FEMA-CalOES/Grants	3,103,674	-	3,103,674
Interest	1,816	1,816	-
Transfer In	840,000		
Total Revenue	7,094,234	3,135,884	3,118,350

WATER				
Operational Expenses		CSD Proposed	NBS Proposed	Difference
Salary	Benefits			
575,704	405,570	981,274	988,342	(7,068)
Water Rights		15,000	54,424	(39,424)
Repair & Replace		140,000	136,061	3,939
Electricity		220,000	159,181	60,819
All Other Operational Expenses		781,250	555,110	226,140
Sub Total Operational Expenses		2,137,524	1,893,118	244,406
Debt - CIEDB	Diff Capacity Fee Fund 218	132,273	169,821	(37,548)
Transfer Out		840,000		
Total Expenses		3,109,797	2,062,939	1,046,858
Revenue minus Expenses		3,984,438		

WATER		
CIP	CSD Proposed	NBS Proposed
CIP Expenses	6,241,012	855,000
Net Revenue	3,984,438	-
CIP Expenses minus Net Revenue	(2,256,574)	

VENDOR SET: 01 Hidden Valley Lake

D I S B U R S E M E N T R E P O R T

BANK: ALL

VENDOR CLASS(ES): ALL CLASSES

REPORTING FUND NO#: 120 SEWER ENTERPRISE FUN

SORTED BY FUND

VENDOR	NAME	NO# INVOICES	TOTAL AMOUNT	1099	G/L ACCT NO#	G/L NAME	G/L AMOUNT
01-1002	PETTY CASH REIMBURSEMENT			N		FUND TOTAL FOR VENDOR	47.85
01-1046	RAINBOW AGRICULTURAL SERV			N		FUND TOTAL FOR VENDOR	327.40
01-11	STATE OF CALIFORNIA EDD			N		FUND TOTAL FOR VENDOR	1,353.75
01-122	LAKE COUNTY RECORD BEE			N		FUND TOTAL FOR VENDOR	89.90
01-1392	MEDIACOM			N		FUND TOTAL FOR VENDOR	248.60
01-1579	SOUTH LAKE REFUSE & RECYC			N		FUND TOTAL FOR VENDOR	279.46
01-1705	SPECIAL DISTRICT RISK MAN			N		FUND TOTAL FOR VENDOR	17,320.58
01-1722	US DEPARTMENT OF THE TREA			N		FUND TOTAL FOR VENDOR	3,561.23
01-1751	USA BLUE BOOK			N		FUND TOTAL FOR VENDOR	2,660.88
01-1961	ACWA/JPIA			N		FUND TOTAL FOR VENDOR	441.38
01-21	CALIFORNIA PUBLIC EMPLOYE			N		FUND TOTAL FOR VENDOR	6,561.63
01-2111	DATAPROSE, LLC			N		FUND TOTAL FOR VENDOR	960.46
01-2283	ARMED FORCE PEST CONTROL,			N		FUND TOTAL FOR VENDOR	1,367.50
01-2538	HARDESTER'S MARKETS & HAR			N		FUND TOTAL FOR VENDOR	183.79
01-2598	VERIZON WIRELESS			N		FUND TOTAL FOR VENDOR	639.31
01-2648	B & G TIRES OF MIDDLETOWN			N		FUND TOTAL FOR VENDOR	10.00
01-2744	ADVENTIST HEALTH ST HELEN			N		FUND TOTAL FOR VENDOR	53.56
01-2749	NAPA AUTO PARTS			N		FUND TOTAL FOR VENDOR	7.21
01-2788	GHD			N		FUND TOTAL FOR VENDOR	4,648.50
01-2816	CARDMEMBER SERVICE			N		FUND TOTAL FOR VENDOR	13,688.68
01-2820	ALPHA ANALYTICAL LABORATO			N		FUND TOTAL FOR VENDOR	4,511.50
01-2823	GARDENS BY JILLIAN			N		FUND TOTAL FOR VENDOR	100.00
01-2825	NATIONWIDE RETIREMENT SOL			N		FUND TOTAL FOR VENDOR	1,399.99
01-2842	COASTLAND CIVIL ENGINEERI			N		FUND TOTAL FOR VENDOR	232.50
01-2847	ALYSSA GORDON			N		FUND TOTAL FOR VENDOR	718.97
01-2860	WESTGATE PETROLEUM CO., I			N		FUND TOTAL FOR VENDOR	879.59
01-2880	MIDDLETOWN COPY & PRINT			N		FUND TOTAL FOR VENDOR	266.42

VENDOR SET: 01 Hidden Valley Lake

D I S B U R S E M E N T R E P O R T

BANK: ALL

VENDOR CLASS(ES): ALL CLASSES

REPORTING FUND NO#: 120 SEWER ENTERPRISE FUN

SORTED BY FUND

VENDOR	NAME	NO# INVOICES	TOTAL AMOUNT	1099	G/L ACCT NO#	G/L NAME	G/L AMOUNT
01-2885	RGW GROUNDSKEEPING, LLC			N		FUND TOTAL FOR VENDOR	950.00
01-2909	STREAMLINE			N		FUND TOTAL FOR VENDOR	100.00
01-2926	THATCHER COMPANY, INC.			N		FUND TOTAL FOR VENDOR	2,614.50
01-2945	APPLIED TECHNOLOGY SOLUTI			N		FUND TOTAL FOR VENDOR	2,779.14
01-2950	AFLAC			N		FUND TOTAL FOR VENDOR	107.94
01-2951	JENFITCH, LLC			N		FUND TOTAL FOR VENDOR	4,293.00
01-2961	BODEAN COMPANY			N		FUND TOTAL FOR VENDOR	258.91
01-3014	NIKOLAUS HENDRICKS			N		FUND TOTAL FOR VENDOR	187.01
01-3018	HANNAH DAVIDSON			N		FUND TOTAL FOR VENDOR	206.00
01-3022	WELLS FARGO FINANCIAL LEA			N		FUND TOTAL FOR VENDOR	183.95
01-3023	JL MECHANICAL			N		FUND TOTAL FOR VENDOR	225.00
01-3027	DONNA MAHONEY			N		FUND TOTAL FOR VENDOR	32.75
01-3039	PIAZZA CONSTRUCTION			N		FUND TOTAL FOR VENDOR	12,396.53
01-3050	ALESHIRE & WYNDER, LLP			N		FUND TOTAL FOR VENDOR	638.25
01-3054	SMALLCOMB, LISA			N		FUND TOTAL FOR VENDOR	16.38
01-3061	ODP BUSINESS SOLUTIONS, L			N		FUND TOTAL FOR VENDOR	485.41
01-3068	WILLETTA CALLAGHAN			N		FUND TOTAL FOR VENDOR	32.76
01-3071	BARTKIEWICZ, KRONICK & SH			N		FUND TOTAL FOR VENDOR	150.00
01-3085	WEST YOST & ASSOCIATES, I			N		FUND TOTAL FOR VENDOR	5,821.62
01-3088	JACOB LAMPERT			N		FUND TOTAL FOR VENDOR	4.71
01-8	AT&T			N		FUND TOTAL FOR VENDOR	504.00
01-9	PACIFIC GAS & ELECTRIC CO			N		FUND TOTAL FOR VENDOR	2,677.88
01-981	U S POSTMASTER			N		FUND TOTAL FOR VENDOR	126.00
*** FUND TOTALS ***							97,352.38

VENDOR SET: 01 Hidden Valley Lake

D I S B U R S E M E N T R E P O R T

BANK: ALL

VENDOR CLASS(ES): ALL CLASSES

REPORTING FUND NO#: 130 WATER ENTERPRISE FUN

SORTED BY FUND

VENDOR	NAME	NO# INVOICES	TOTAL AMOUNT	1099	G/L ACCT NO#	G/L NAME	G/L AMOUNT
01-1	MISCELLANEOUS VENDOR			N		FUND TOTAL FOR VENDOR	1,814.45
01-1002	PETTY CASH REIMBURSEMENT			N		FUND TOTAL FOR VENDOR	47.85
01-1046	RAINBOW AGRICULTURAL SERV			N		FUND TOTAL FOR VENDOR	327.39
01-11	STATE OF CALIFORNIA EDD			N		FUND TOTAL FOR VENDOR	1,332.05
01-122	LAKE COUNTY RECORD BEE			N		FUND TOTAL FOR VENDOR	89.90
01-1392	MEDIACOM			N		FUND TOTAL FOR VENDOR	248.59
01-1579	SOUTH LAKE REFUSE & RECYC			N		FUND TOTAL FOR VENDOR	279.46
01-1659	WAGNER & BONSIGNORE CCE			N		FUND TOTAL FOR VENDOR	423.75
01-1666	AQUA TECH COMPANY			N		FUND TOTAL FOR VENDOR	3,264.00
01-1705	SPECIAL DISTRICT RISK MAN			N		FUND TOTAL FOR VENDOR	17,320.55
01-1722	US DEPARTMENT OF THE TREA			N		FUND TOTAL FOR VENDOR	3,545.41
01-1751	USA BLUE BOOK			N		FUND TOTAL FOR VENDOR	889.41
01-1961	ACWA/JPIA			N		FUND TOTAL FOR VENDOR	441.37
01-21	CALIFORNIA PUBLIC EMPLOYE			N		FUND TOTAL FOR VENDOR	6,422.03
01-2111	DATAPROSE, LLC			N		FUND TOTAL FOR VENDOR	960.46
01-2283	ARMED FORCE PEST CONTROL,			N		FUND TOTAL FOR VENDOR	1,367.50
01-2538	HARDESTER'S MARKETS & HAR			N		FUND TOTAL FOR VENDOR	317.91
01-2598	VERIZON WIRELESS			N		FUND TOTAL FOR VENDOR	639.31
01-2648	B & G TIRES OF MIDDLETOWN			N		FUND TOTAL FOR VENDOR	10.00
01-2702	PACE SUPPLY CORP			N		FUND TOTAL FOR VENDOR	806.55
01-2744	ADVENTIST HEALTH ST HELEN			N		FUND TOTAL FOR VENDOR	53.56
01-2749	NAPA AUTO PARTS			N		FUND TOTAL FOR VENDOR	7.20
01-2788	GHD			N		FUND TOTAL FOR VENDOR	10,988.89
01-2816	CARDMEMBER SERVICE			N		FUND TOTAL FOR VENDOR	12,898.51
01-2820	ALPHA ANALYTICAL LABORATO			N		FUND TOTAL FOR VENDOR	1,662.50
01-2823	GARDENS BY JILLIAN			N		FUND TOTAL FOR VENDOR	100.00
01-2825	NATIONWIDE RETIREMENT SOL			N		FUND TOTAL FOR VENDOR	1,400.01

VENDOR SET: 01 Hidden Valley Lake

D I S B U R S E M E N T R E P O R T

BANK: ALL

VENDOR CLASS(ES): ALL CLASSES

REPORTING FUND NO#: 130 WATER ENTERPRISE FUN

SORTED BY FUND

VENDOR	NAME	NO# INVOICES	TOTAL AMOUNT	1099	G/L ACCT NO#	G/L NAME	G/L AMOUNT
01-2842	COASTLAND CIVIL ENGINEERI			N		FUND TOTAL FOR VENDOR	14,473.31
01-2847	ALYSSA GORDON			N		FUND TOTAL FOR VENDOR	718.96
01-2860	WESTGATE PETROLEUM CO., I			N		FUND TOTAL FOR VENDOR	879.59
01-2878	BADGER METER			N		FUND TOTAL FOR VENDOR	1,282.49
01-2880	MIDDLETOWN COPY & PRINT			N		FUND TOTAL FOR VENDOR	266.41
01-2885	RGW GROUNDSKEEPING, LLC			N		FUND TOTAL FOR VENDOR	950.00
01-2909	STREAMLINE			N		FUND TOTAL FOR VENDOR	100.00
01-2945	APPLIED TECHNOLOGY SOLUTI			N		FUND TOTAL FOR VENDOR	2,779.13
01-2950	AFLAC			N		FUND TOTAL FOR VENDOR	107.94
01-2961	BODEAN COMPANY			N		FUND TOTAL FOR VENDOR	258.91
01-3014	NIKOLAUS HENDRICKS			N		FUND TOTAL FOR VENDOR	187.00
01-3018	HANNAH DAVIDSON			N		FUND TOTAL FOR VENDOR	205.99
01-3022	WELLS FARGO FINANCIAL LEA			N		FUND TOTAL FOR VENDOR	183.96
01-3023	JL MECHANICAL			N		FUND TOTAL FOR VENDOR	225.00
01-3027	DONNA MAHONEY			N		FUND TOTAL FOR VENDOR	32.75
01-3050	ALESHIRE & WYNDER, LLP			N		FUND TOTAL FOR VENDOR	638.25
01-3054	SMALLCOMB, LISA			N		FUND TOTAL FOR VENDOR	16.37
01-3061	ODP BUSINESS SOLUTIONS, L			N		FUND TOTAL FOR VENDOR	485.41
01-3068	WILLETTA CALLAGHAN			N		FUND TOTAL FOR VENDOR	32.74
01-3071	BARTKIEWICZ, KRONICK & SH			N		FUND TOTAL FOR VENDOR	225.00
01-3081	BENNETT ENGINEERING SERVI			N		FUND TOTAL FOR VENDOR	26,232.25
01-3085	WEST YOST & ASSOCIATES, I			N		FUND TOTAL FOR VENDOR	5,821.63
01-3088	JACOB LAMPERT			N		FUND TOTAL FOR VENDOR	4.71
01-8	AT&T			N		FUND TOTAL FOR VENDOR	503.99
01-9	PACIFIC GAS & ELECTRIC CO			N		FUND TOTAL FOR VENDOR	11,353.44
01-981	U S POSTMASTER			N		FUND TOTAL FOR VENDOR	126.00

*** FUND TOTALS ***

135,749.84

VENDOR SET: 01 Hidden Valley Lake

D I S B U R S E M E N T R E P O R T

BANK: ALL

VENDOR CLASS(ES): ALL CLASSES

REPORTING FUND NO#: 140 FLOOD ENTERPRISE FUN

SORTED BY FUND

VENDOR	NAME	NO# INVOICES	TOTAL AMOUNT	1099 ACCT NO#	G/L NAME	G/L AMOUNT
01-9	PACIFIC GAS & ELECTRIC CO			N	FUND TOTAL FOR VENDOR	78.61
*** FUND TOTALS ***						78.61

VENDOR SET: 01 Hidden Valley Lake

D I S B U R S E M E N T R E P O R T

BANK: ALL

VENDOR CLASS(ES): ALL CLASSES

REPORTING FUND NO#: 215 RECA REDEMPTION 1995

SORTED BY FUND

VENDOR	NAME	NO# INVOICES	TOTAL AMOUNT	1099 ACCT NO#	G/L NAME	G/L AMOUNT
01-2893	U.S. BANK			N	FUND TOTAL FOR VENDOR	2,289.80
*** FUND TOTALS ***						2,289.80
*** REPORT TOTALS ***			235,470.63			235,470.63

G / L EXPENSE DISTRIBUTION

ACCOUNT NUMBER	ACCOUNT NAME	AMOUNT
120 2075	AFLAC	107.94
120 2088	SURVIVOR BENEFITS - PERS	13.91
120 2090	PERS PAYABLE	2,863.95
120 2091	FIT PAYABLE	2,292.74
120 2092	CIT PAYABLE	946.57
120 2093	SOCIAL SECURITY PAYABLE	19.77
120 2094	MEDICARE PAYABLE	614.39
120 2095	S D I PAYABLE	381.32
120 2099	DEFERRED COMP - 457 PLAN	1,399.99
120 5-00-5025	RETIREE HEALTH BENEFITS	1,470.84
120 5-00-5060	GASOLINE, OIL & FUEL	926.28
120 5-00-5061	VEHICLE MAINT	496.12
120 5-00-5080	MEMBERSHIP & SUBSCRIPTIONS	1,420.00
120 5-00-5092	POSTAGE & SHIPPING	756.33
120 5-00-5121	LEGAL SERVICES	788.25
120 5-00-5122	ENGINEERING SERVICES	4,648.50
120 5-00-5130	PRINTING & PUBLICATION	490.42
120 5-00-5145	EQUIPMENT RENTAL	183.95
120 5-00-5148	OPERATING SUPPLIES	7,856.79
120 5-00-5150	REPAIR & REPLACE	5,513.60
120 5-00-5155	MAINT BLDG & GROUNDS	2,470.33
120 5-00-5191	TELEPHONE	1,391.91
120 5-00-5192	ELECTRICITY	2,677.88
120 5-00-5193	OTHER UTILITIES	279.46
120 5-00-5194	IT SERVICES	548.50
120 5-00-5195	ENV/MONITORING	4,511.50
120 5-00-5315	SAFETY EQUIPMENT	349.10
120 5-00-5545	RECORDING FEES	40.00
120 5-10-5010	SALARIES & WAGES	340.36

VENDOR SET: 01 Hidden Valley Lake

D I S B U R S E M E N T R E P O R T

BANK: ALL

VENDOR CLASS(ES): ALL CLASSES

REPORTING FUND NO#: 215 RECA REDEMPTION 1995

SORTED BY FUND

G/L EXPENSE DISTRIBUTION

ACCOUNT NUMBER	ACCOUNT NAME	AMOUNT
120 5-10-5020	EMPLOYEE BENEFITS	7,008.58
120 5-10-5021	RETIREMENT BENEFITS	2,069.63
120 5-10-5090	OFFICE SUPPLIES	702.26
120 5-10-5170	TRAVEL MILEAGE	1,183.46
120 5-10-5179	ADM MISC EXPENSES	166.22
120 5-30-5010	SALARIES & WAGES	274.82
120 5-30-5020	EMPLOYEE BENEFITS	6,261.75
120 5-30-5021	RETIREMENT BENEFITS	1,614.14
120 5-30-5090	OFFICE SUPPLIES	152.63
120 5-30-5170	TRAVEL MILEAGE	760.64
120 5-30-5175	EDUCATION / SEMINARS	75.00
120 5-40-5010	DIRECTORS COMPENSATION	19.15
120 5-40-5020	DIRECTOR BENEFITS	5.75
120 5-40-5030	DIRECTOR HEALTH BENEFITS	3,255.32
120 5-70-7201	REGULATORY COMPLIANCE	19,950.07
120 5-70-7202	DISASTER MITIGATION	5,821.62
120 5-70-7206	RECORDS RETENTION	2,230.64
	** FUND TOTAL **	97,352.38
130 1052	ACCTS REC WATER USE	1,764.45
130 2075	AFLAC	107.94
130 2088	SURVIVOR BENEFITS - PERS	13.99
130 2090	PERS PAYABLE	2,813.86
130 2091	FIT PAYABLE	2,296.98
130 2092	CIT PAYABLE	930.96
130 2093	SOCIAL SECURITY PAYABLE	19.78
130 2094	MEDICARE PAYABLE	604.52
130 2095	S D I PAYABLE	375.25
130 2099	DEFERRED COMP - PLAN 457 PAYAB	1,400.01
130 5-00-5025	RETIREE HEALTH BENEFITS	1,470.84
130 5-00-5060	GASOLINE, OIL & FUEL	926.28
130 5-00-5061	VEHICLE MAINT	496.11
130 5-00-5080	MEMBERSHIP & SUBSCRIPTIONS	109.99
130 5-00-5092	POSTAGE & SHIPPING	756.33
130 5-00-5121	LEGAL SERVICES	788.25
130 5-00-5123	OTHER PROFESSIONAL SERVICES	423.75
130 5-00-5130	PRINTING & PUBLICATION	490.42
130 5-00-5145	EQUIPMENT RENTAL	270.83
130 5-00-5148	OPERATING SUPPLIES	160.63
130 5-00-5150	REPAIR & REPLACE	9,243.43
130 5-00-5155	MAINT BLDG & GROUNDS	2,470.33
130 5-00-5191	TELEPHONE	1,391.89
130 5-00-5192	ELECTRICITY	11,353.44
130 5-00-5193	OTHER UTILITIES	279.46
130 5-00-5194	IT SERVICES	1,830.99
130 5-00-5195	ENV/MONITORING	1,662.50
130 5-00-5315	SAFETY EQUIPMENT	349.09

VENDOR SET: 01 Hidden Valley Lake

D I S B U R S E M E N T R E P O R T

BANK: ALL

VENDOR CLASS(ES): ALL CLASSES

REPORTING FUND NO#: 215 RECA REDEMPTION 1995

SORTED BY FUND

G/L EXPENSE DISTRIBUTION

ACCOUNT NUMBER	ACCOUNT NAME	AMOUNT
130 5-00-5505	WATER CONSERVATION	50.00
130 5-00-5545	RECORDING FEES	40.00
130 5-10-5010	SALARIES & WAGES	340.28
130 5-10-5020	EMPLOYEE BENEFITS	7,008.55
130 5-10-5021	RETIREMENT BENEFITS	2,069.64
130 5-10-5090	OFFICE SUPPLIES	702.25
130 5-10-5170	TRAVEL MILEAGE	1,183.41
130 5-10-5179	ADM MISC EXPENSES	166.24
130 5-30-5010	SALARIES & WAGES	264.75
130 5-30-5020	EMPLOYEE BENEFITS	6,261.73
130 5-30-5021	RETIREMENT BENEFITS	1,524.54
130 5-30-5090	OFFICE SUPPLIES	152.62
130 5-30-5170	TRAVEL MILEAGE	760.62
130 5-40-5010	DIRECTORS COMPENSATION	19.10
130 5-40-5020	DIRECTOR BENEFITS	5.75
130 5-40-5030	DIRECTOR HEALTH BENEFITS	3,255.31
130 5-70-7201	REGULATORY COMPLIANCE	7,321.04
130 5-70-7202	DISASTER MITIGATION	5,821.63
130 5-70-7204	RELIABLE WATER SUPPLY	51,769.45
130 5-70-7206	RECORDS RETENTION	2,230.63
	** FUND TOTAL **	135,749.84
140 5-00-5192	ELECTRICITY	78.61
	** FUND TOTAL **	78.61
215 5-00-5123	OTHER PROFESSIONAL SERVICES	2,289.80
	** FUND TOTAL **	2,289.80

 ** TOTAL ** 235,470.63

NO ERRORS

SELECTION CRITERIA

VENDOR SET: 01 Hidden Valley Lake

VENDOR: ALL

BANK: ALL

VENDOR CLASS(ES): ALL CLASSES

TRANSACTION SELECTION

REPORTING: PAID ITEMS ,G/L DIST

	=====PAYMENT DATES=====	=====ITEM DATES=====	=====POSTING DATES=====
PAID ITEMS DATES	: 5/01/2023 THRU 5/31/2023	0/00/0000 THRU 99/99/9999	0/00/0000 THRU 99/99/9999

PRINT OPTIONS

REPORT SEQUENCE: FUND

G/L EXPENSE DISTRIBUTION: YES

CHECK RANGE: 000000 THRU 999999

120-SEWER ENTERPRISE FUND
 FINANCIAL SUMMARY

	CURRENT BUDGET	CURRENT PERIOD	YEAR TO DATE ACTUAL	BUDGET BALANCE	% OF BUDGET
<u>REVENUE SUMMARY</u>					
ALL REVENUE	<u>2,110,648.00</u>	<u>168,111.22</u>	<u>1,940,462.14</u>	<u>170,185.86</u>	<u>91.94</u>
TOTAL REVENUES	<u>2,110,648.00</u>	<u>168,111.22</u>	<u>1,940,462.14</u>	<u>170,185.86</u>	<u>91.94</u>
<u>EXPENDITURE SUMMARY</u>					
NON-DEPARTMENTAL	973,522.00	38,132.32	873,879.55	99,642.45	89.76
ADMINISTRATION	457,701.00	34,835.31	413,804.72	43,896.28	90.41
FIELD	492,852.00	28,280.28	445,779.50	47,072.50	90.45
DIRECTORS	34,159.00	3,380.22	31,267.30	2,891.70	91.53
SPECIAL PROJECTS	0.00	0.00	1,080.00 (1,080.00)	0.00
CAPITAL PROJECTS & EQUIP	<u>532,500.00</u>	<u>28,002.33</u>	<u>337,481.16</u>	<u>195,018.84</u>	<u>63.38</u>
TOTAL EXPENDITURES	<u>2,490,734.00</u>	<u>132,630.46</u>	<u>2,103,292.23</u>	<u>387,441.77</u>	<u>84.44</u>
REVENUES OVER/ (UNDER) EXPENDITURES	(380,086.00)	35,480.76	(162,830.09)	(217,255.91)	42.84

120-SEWER ENTERPRISE FUND
 REVENUES

	CURRENT BUDGET	CURRENT PERIOD	YEAR TO DATE ACTUAL	BUDGET BALANCE	% OF BUDGET
120-4020 INSPECTION FEES	1,000.00	0.00	400.00	600.00	40.00
120-4036 DEVELOPER FEES SEWER	0.00	0.00	0.00	0.00	0.00
120-4040 LIEN RECORDING FEES	0.00	0.00	0.00	0.00	0.00
120-4045 AVAILABILITY FEES	5,500.00	39.00	7,220.40 (1,720.40)	131.28
120-4050 SALES OF RECLAIMED WATER	154,542.00	4,782.89	95,040.51	59,501.49	61.50
120-4111 COMM SEWER USE	85,538.00	7,319.89	71,612.55	13,925.45	83.72
120-4112 GOV'T SEWER USE	1,200.00	109.14	1,091.40	108.60	90.95
120-4116 SEWER USE CHARGES	1,836,418.00	153,338.74	1,692,392.01	144,025.99	92.16
120-4210 LATE FEE	22,000.00	2,477.53	33,132.69 (11,132.69)	150.60
120-4300 MISC INCOME	2,500.00	4.00	382.90	2,117.10	15.32
120-4310 OTHER INCOME	1,450.00	40.03	2,215.00 (765.00)	152.76
120-4320 FEMA/Caloes GRANTS	0.00	0.00	1,969.00 (1,969.00)	0.00
120-4325 GRANTS	0.00	0.00	25,670.51 (25,670.51)	0.00
120-4505 LEASE INCOME	0.00	0.00	0.00	0.00	0.00
120-4550 INTEREST INCOME	500.00	0.00	1,285.81 (785.81)	257.16
120-4580 TRANSFERS IN	0.00	0.00	0.00	0.00	0.00
120-4591 INCOME APPLICABLE TO PRIOR YRS	0.00	0.00	0.00	0.00	0.00
120-4955 Gain/Loss	0.00	0.00	8,049.36 (8,049.36)	0.00
TOTAL REVENUES	2,110,648.00	168,111.22	1,940,462.14	170,185.86	91.94

120-SEWER ENTERPRISE FUND
 NON-DEPARTMENTAL
 EXPENDITURES

	CURRENT BUDGET	CURRENT PERIOD	YEAR TO DATE ACTUAL	BUDGET BALANCE	% OF BUDGET
120-5-00-5010 SALARY & WAGES	0.00	0.00	0.00	0.00	0.00
120-5-00-5020 EMPLOYEE BENEFITS	0.00	0.00	0.00	0.00	0.00
120-5-00-5021 RETIREMENT BENEFITS	0.00	0.00	0.00	0.00	0.00
120-5-00-5024 WORKERS' COMP INSURANCE	12,000.00	0.00	10,023.65	1,976.35	83.53
120-5-00-5025 RETIREE HEALTH BENEFITS	8,452.00	735.42	7,034.86	1,417.14	83.23
120-5-00-5026 COBRA Health & Dental	0.00	0.00	0.00	0.00	0.00
120-5-00-5040 ELECTION EXPENSE	2,500.00	0.00	31.17	2,468.83	1.25
120-5-00-5050 DEPRECIATION	0.00	0.00	0.00	0.00	0.00
120-5-00-5060 GASOLINE, OIL & FUEL	30,000.00	926.28	18,331.94	11,668.06	61.11
120-5-00-5061 VEHICLE MAINT	26,415.00	496.12	32,013.53 (5,598.53)	121.19
120-5-00-5062 TAXES & LIC	800.00	0.00	152.38	647.62	19.05
120-5-00-5074 INSURANCE	104,000.00	0.00	104,101.25 (101.25)	100.10
120-5-00-5075 BANK FEES	30,000.00	2,048.13	22,903.15	7,096.85	76.34
120-5-00-5080 MEMBERSHIP & SUBSCRIPTIONS	11,000.00	1,420.00	13,388.57 (2,388.57)	121.71
120-5-00-5092 POSTAGE & SHIPPING	9,000.00	756.33	7,355.92	1,644.08	81.73
120-5-00-5110 CONTRACTUAL SERVICES	0.00	0.00	0.00	0.00	0.00
120-5-00-5121 LEGAL SERVICES	12,000.00	788.25	17,349.50 (5,349.50)	144.58
120-5-00-5122 ENGINEERING SERVICES	49,000.00	4,648.50	52,579.32 (3,579.32)	107.30
120-5-00-5123 OTHER PROFESSIONAL SERVICE	10,000.00	0.00	7,622.75	2,377.25	76.23
120-5-00-5126 AUDIT SERVICES	7,500.00	0.00	6,225.00	1,275.00	83.00
120-5-00-5130 PRINTING & PUBLICATION	6,000.00	490.42	5,483.71	516.29	91.40
120-5-00-5135 NEWSLETTER	1,000.00	0.00	292.50	707.50	29.25
120-5-00-5140 RENTS & LEASES	0.00	0.00	0.00	0.00	0.00
120-5-00-5142 AMORTIZATION	0.00	0.00	0.00	0.00	0.00
120-5-00-5145 EQUIPMENT RENTAL	5,000.00	183.95	6,360.72 (1,360.72)	127.21
120-5-00-5148 OPERATING SUPPLIES	50,000.00	7,856.79	80,237.16 (30,237.16)	160.47
120-5-00-5150 REPAIR & REPLACE	180,000.00	5,513.45	96,573.54	83,426.46	53.65
120-5-00-5155 MAINT BLDG & GROUNDS	12,000.00	2,470.33	9,528.32	2,471.68	79.40
120-5-00-5156 CUSTODIAL SERVICES	17,500.00	0.00	8,792.17	8,707.83	50.24
120-5-00-5157 SECURITY	1,000.00	0.00	858.00	142.00	85.80
120-5-00-5160 SLUDGE DISPOSAL	35,000.00	0.00	42,082.36 (7,082.36)	120.24
120-5-00-5165 TERTIARY POND MAINTENANCE	50,000.00	0.00	50,000.00	0.00	100.00
120-5-00-5180 UNCOLLECTABLE ACCOUNTS	0.00	0.00	0.00	0.00	0.00
120-5-00-5191 TELEPHONE	15,000.00	1,391.91	14,574.80	425.20	97.17
120-5-00-5192 ELECTRICITY	155,000.00	2,677.88	111,026.90	43,973.10	71.63
120-5-00-5193 OTHER UTILITIES	3,500.00	279.46	2,776.51	723.49	79.33
120-5-00-5194 IT SERVICES	35,000.00	548.50	28,192.61	6,807.39	80.55
120-5-00-5195 ENV/MONITORING	40,000.00	4,511.50	47,943.25 (7,943.25)	119.86
120-5-00-5196 RISK MANAGEMENT	0.00	0.00	0.00	0.00	0.00
120-5-00-5198 ANNUAL OPERATING FEES	7,500.00	0.00	23,968.00 (16,468.00)	319.57
120-5-00-5310 EQUIPMENT - FIELD	1,200.00	0.00	60.10	1,139.90	5.01
120-5-00-5311 EQUIPMENT - OFFICE	1,200.00	0.00	1,556.76 (356.76)	129.73
120-5-00-5312 TOOLS - FIELD	1,500.00	0.00	0.00	1,500.00	0.00
120-5-00-5315 SAFETY EQUIPMENT	3,500.00	349.10	5,448.75 (1,948.75)	155.68
120-5-00-5317 COVID-19	7,500.00	0.00	0.00	7,500.00	0.00
120-5-00-5510 SEWER OUTREACH	0.00	0.00	0.00	0.00	0.00
120-5-00-5522 INTEREST ON LONG-TERM DEBT	0.00	0.00	0.00	0.00	0.00
120-5-00-5545 RECORDING FEES	250.00	40.00	310.00 (60.00)	124.00
120-5-00-5580 TRANSFERS OUT	32,205.00	0.00	38,700.40 (6,495.40)	120.17

HIDDEN VALLEY LAKE CSD
 REVENUE & EXPENSE REPORT (UNAUDITED)
 AS OF: MAY 31ST, 2023

120-SEWER ENTERPRISE FUND
 NON-DEPARTMENTAL
 EXPENDITURES

	CURRENT BUDGET	CURRENT PERIOD	YEAR TO DATE ACTUAL	BUDGET BALANCE	% OF BUDGET
120-5-00-5590 NON-OPERATING OTHER	0.00	0.00	0.00	0.00	0.00
120-5-00-5591 EXPENSES APPLICABLE TO PRI	0.00	0.00	0.00	0.00	0.00
120-5-00-5595 BAD DEBT	0.00	0.00	0.00	0.00	0.00
120-5-00-5600 CONTINGENCY	0.00	0.00	0.00	0.00	0.00
120-5-00-5700 OVER / SHORT	0.00	0.00	0.00	0.00	0.00
TOTAL NON-DEPARTMENTAL	973,522.00	38,132.32	873,879.55	99,642.45	89.76

HIDDEN VALLEY LAKE CSD
 REVENUE & EXPENSE REPORT (UNAUDITED)
 AS OF: MAY 31ST, 2023

120-SEWER ENTERPRISE FUND
 ADMINISTRATION
 EXPENDITURES

	CURRENT BUDGET	CURRENT PERIOD	YEAR TO DATE ACTUAL	BUDGET BALANCE	% OF BUDGET
120-5-10-5010 SALARIES & WAGES	289,065.00	23,515.53	275,404.70	13,660.30	95.27
120-5-10-5020 EMPLOYEE BENEFITS	93,926.00	7,198.21	71,850.40	22,075.60	76.50
120-5-10-5021 RETIREMENT BENEFITS	59,860.00	2,069.63	55,814.44	4,045.56	93.24
120-5-10-5063 CERTIFICATIONS	500.00	0.00	0.00	500.00	0.00
120-5-10-5090 OFFICE SUPPLIES	4,000.00	702.26	3,428.54	571.46	85.71
120-5-10-5170 TRAVEL MILEAGE	5,000.00	1,183.46	3,493.11	1,506.89	69.86
120-5-10-5175 EDUCATION / SEMINARS	5,000.00	0.00	2,867.80	2,132.20	57.36
120-5-10-5179 ADM MISC EXPENSES	350.00	166.22	945.73 (595.73)	270.21
TOTAL ADMINISTRATION	457,701.00	34,835.31	413,804.72	43,896.28	90.41

HIDDEN VALLEY LAKE CSD
 REVENUE & EXPENSE REPORT (UNAUDITED)
 AS OF: MAY 31ST, 2023

120-SEWER ENTERPRISE FUND
 FIELD
 EXPENDITURES

	CURRENT BUDGET	CURRENT PERIOD	YEAR TO DATE ACTUAL	BUDGET BALANCE	% OF BUDGET
120-5-30-5010 SALARIES & WAGES	302,326.00	19,226.49	271,709.75	30,616.25	89.87
120-5-30-5020 EMPLOYEE BENEFITS	122,616.00	6,451.38	112,285.68	10,330.32	91.58
120-5-30-5021 RETIREMENT BENEFITS	57,910.00	1,614.14	53,161.35	4,748.65	91.80
120-5-30-5022 CLOTHING ALLOWANCE	2,500.00	0.00	1,864.33	635.67	74.57
120-5-30-5063 CERTIFICATIONS	1,500.00	0.00	266.00	1,234.00	17.73
120-5-30-5090 OFFICE SUPPLIES	1,000.00	152.63	812.16	187.84	81.22
120-5-30-5170 TRAVEL MILEAGE	1,000.00	760.64	2,676.39 (1,676.39)	267.64
120-5-30-5175 EDUCATION / SEMINARS	4,000.00	75.00	3,003.84	996.16	75.10
TOTAL FIELD	492,852.00	28,280.28	445,779.50	47,072.50	90.45

HIDDEN VALLEY LAKE CSD
REVENUE & EXPENSE REPORT (UNAUDITED)
AS OF: MAY 31ST, 2023

120-SEWER ENTERPRISE FUND
DIRECTORS
EXPENDITURES

	CURRENT BUDGET	CURRENT PERIOD	YEAR TO DATE ACTUAL	BUDGET BALANCE	% OF BUDGET
120-5-40-5010 DIRECTORS COMPENSATION	3,000.00	269.15	2,960.65	39.35	98.69
120-5-40-5020 DIRECTOR BENEFITS	230.00	5.75	69.25	160.75	30.11
120-5-40-5030 DIRECTOR HEALTH BENEFITS	25,629.00	3,105.32	28,096.04 (2,467.04)	109.63
120-5-40-5170 TRAVEL MILEAGE	200.00	0.00	0.00	200.00	0.00
120-5-40-5175 EDUCATION / SEMINARS	1,500.00	0.00	141.36	1,358.64	9.42
120-5-40-5176 DIRECTOR TRAINING	3,600.00	0.00	0.00	3,600.00	0.00
TOTAL DIRECTORS	34,159.00	3,380.22	31,267.30	2,891.70	91.53

HIDDEN VALLEY LAKE CSD
REVENUE & EXPENSE REPORT (UNAUDITED)
AS OF: MAY 31ST, 2023

120-SEWER ENTERPRISE FUND
SPECIAL PROJECTS
EXPENDITURES

	CURRENT BUDGET	CURRENT PERIOD	YEAR TO DATE ACTUAL	BUDGET BALANCE	% OF BUDGET
120-5-60-6008 RAINS 2023	0.00	0.00	1,080.00 (1,080.00)	0.00
TOTAL SPECIAL PROJECTS	0.00	0.00	1,080.00 (1,080.00)	0.00

HIDDEN VALLEY LAKE CSD
REVENUE & EXPENSE REPORT (UNAUDITED)
AS OF: MAY 31ST, 2023

120-SEWER ENTERPRISE FUND
CAPITAL PROJECTS & EQUIP
EXPENDITURES

	CURRENT BUDGET	CURRENT PERIOD	YEAR TO DATE ACTUAL	BUDGET BALANCE	% OF BUDGET
120-5-70-7201 REGULATORY COMPLIANCE	385,000.00	19,950.07	323,264.52	61,735.48	83.96
120-5-70-7202 DISASTER MITIGATION	100,000.00	5,821.62	11,355.87	88,644.13	11.36
120-5-70-7203 DISASTER RECOVERY	0.00	0.00	0.00	0.00	0.00
120-5-70-7205 RISK MANAGEMENT	22,500.00	0.00	0.00	22,500.00	0.00
120-5-70-7206 RECORDS RETENTION	25,000.00	2,230.64	2,860.77	22,139.23	11.44
TOTAL CAPITAL PROJECTS & EQUIP	532,500.00	28,002.33	337,481.16	195,018.84	63.38
TOTAL EXPENDITURES	2,490,734.00	132,630.46	2,103,292.23	387,441.77	84.44
REVENUES OVER/(UNDER) EXPENDITURES	(380,086.00)	35,480.76	(162,830.09)	(217,255.91)	42.84

*** END OF REPORT ***

130-WATER ENTERPRISE FUND
 FINANCIAL SUMMARY

	CURRENT BUDGET	CURRENT PERIOD	YEAR TO DATE ACTUAL	BUDGET BALANCE	% OF BUDGET
<u>REVENUE SUMMARY</u>					
ALL REVENUE	<u>3,084,096.00</u>	<u>395,771.05</u>	<u>2,899,227.59</u>	<u>184,868.41</u>	<u>94.01</u>
TOTAL REVENUES	<u>3,084,096.00</u>	<u>395,771.05</u>	<u>2,899,227.59</u>	<u>184,868.41</u>	<u>94.01</u>
<u>EXPENDITURE SUMMARY</u>					
NON-DEPARTMENTAL	1,223,181.00	173,992.05	2,130,825.64	(907,644.64)	174.20
ADMINISTRATION	455,901.00	34,835.43	413,954.73	41,946.27	90.80
FIELD	492,952.00	27,413.45	431,118.11	61,833.89	87.46
DIRECTORS	35,559.00	3,380.16	31,531.57	4,027.43	88.67
SPECIAL PROJECTS	0.00	0.00	0.00	0.00	0.00
CAPITAL PROJECTS & EQUIP	<u>1,050,000.00</u>	<u>67,142.75</u>	<u>690,051.48</u>	<u>359,948.52</u>	<u>65.72</u>
TOTAL EXPENDITURES	<u>3,257,593.00</u>	<u>306,763.84</u>	<u>3,697,481.53</u>	<u>(439,888.53)</u>	<u>113.50</u>
REVENUES OVER/ (UNDER) EXPENDITURES	(173,497.00)	89,007.21	(798,253.94)	624,756.94	460.10

130-WATER ENTERPRISE FUND
 REVENUES

	CURRENT BUDGET	CURRENT PERIOD	YEAR TO DATE ACTUAL	BUDGET BALANCE	% OF BUDGET
130-4035 RECONNECT FEE	5,000.00	1,620.00	14,110.00 (9,110.00)	282.20
130-4036 DEVELOPER FEES WATER	0.00	0.00	0.00	0.00	0.00
130-4038 COMM WATER METER INSTALL	0.00	0.00	0.00	0.00	0.00
130-4039 WATER CONNECTION FEE	3,290.00	832.00	4,935.00 (1,645.00)	150.00
130-4040 LIEN RECORDING FEES	1,200.00	794.88	1,941.48 (741.48)	161.79
130-4045 AVAILABILITY FEES	22,000.00	96.00	28,761.60 (6,761.60)	130.73
130-4110 COMM WATER USE	144,786.00	7,039.87	68,842.87	75,943.13	47.55
130-4111 BULK WATER SALES	7,500.00	6,292.11	52,980.67 (45,480.67)	706.41
130-4112 GOV'T WATER USE	6,500.00	747.73	8,037.31 (1,537.31)	123.65
130-4115 WATER USE	2,848,200.00	229,682.49	2,471,151.82	377,048.18	86.76
130-4210 LATE FEE	32,000.00	3,595.29	50,893.87 (18,893.87)	159.04
130-4215 RETURNED CHECK FEE	500.00	0.00	950.00 (450.00)	190.00
130-4300 MISC INCOME	1,500.00	4.00	2,017.06 (517.06)	134.47
130-4310 OTHER INCOME	100.00	2.62	3,460.39 (3,360.39)	3,460.39
130-4320 FEMA/CalOES GRANTS	0.00	138,195.06	174,143.19 (174,143.19)	0.00
130-4325 GRANTS	0.00	0.00	0.00	0.00	0.00
130-4330 HYDRANT METER USE DEPOSIT	9,720.00	3,240.00	3,240.00	6,480.00	33.33
130-4505 LEASE INCOME	0.00	0.00	0.00	0.00	0.00
130-4550 INTEREST INCOME	1,800.00	0.00	2,083.98 (283.98)	115.78
130-4580 TRANSFER IN	0.00	0.00	0.00	0.00	0.00
130-4591 INCOME APPLICABLE TO PRIOR YRS	0.00	0.00	0.00	0.00	0.00
130-4955 Gain/Loss	0.00	3,629.00	11,678.35 (11,678.35)	0.00
TOTAL REVENUES	3,084,096.00	395,771.05	2,899,227.59	184,868.41	94.01

130-WATER ENTERPRISE FUND
 NON-DEPARTMENTAL
 EXPENDITURES

	CURRENT BUDGET	CURRENT PERIOD	YEAR TO DATE ACTUAL	BUDGET BALANCE	% OF BUDGET
130-5-00-5010 SALARY & WAGES	0.00	0.00	0.00	0.00	0.00
130-5-00-5020 EMPLOYEE BENEFITS	0.00	0.00	0.00	0.00	0.00
130-5-00-5021 RETIREMENT BENEFITS	0.00	0.00	0.00	0.00	0.00
130-5-00-5024 WORKERS' COMP INSURANCE	10,500.00	0.00	10,023.66	476.34	95.46
130-5-00-5025 RETIREE HEALTH BENEFITS	8,452.00	735.41	7,034.87	1,417.13	83.23
130-5-00-5026 COBRA Health & Dental	0.00	0.00	0.00	0.00	0.00
130-5-00-5040 ELECTION EXPENSE	2,500.00	0.00	31.18	2,468.82	1.25
130-5-00-5050 DEPRECIATION	0.00	0.00	0.00	0.00	0.00
130-5-00-5060 GASOLINE, OIL & FUEL	30,000.00	926.28	18,331.90	11,668.10	61.11
130-5-00-5061 VEHICLE MAINT	25,000.00	496.11	25,706.04 (706.04)	102.82
130-5-00-5062 TAXES & LIC	1,200.00	0.00	211.38	988.62	17.62
130-5-00-5074 INSURANCE	104,000.00	0.00	104,367.70 (367.70)	100.35
130-5-00-5075 BANK FEES	30,000.00	2,048.13	22,903.04	7,096.96	76.34
130-5-00-5080 MEMBERSHIP & SUBSCRIPTIONS	28,000.00	109.99	30,662.59 (2,662.59)	109.51
130-5-00-5092 POSTAGE & SHIPPING	7,500.00	756.33	7,355.84	144.16	98.08
130-5-00-5110 CONTRACTUAL SERVICES	60,000.00	0.00	18,256.69	41,743.31	30.43
130-5-00-5121 LEGAL SERVICES	30,000.00	788.25	20,767.00	9,233.00	69.22
130-5-00-5122 ENGINEERING SERVICES	65,000.00	0.00	8,464.51	56,535.49	13.02
130-5-00-5123 OTHER PROFESSIONAL SERVICE	15,000.00	423.75	10,609.89	4,390.11	70.73
130-5-00-5124 WATER RIGHTS	15,000.00	0.00	1,163.94	13,836.06	7.76
130-5-00-5126 AUDIT SERVICES	7,500.00	0.00	6,225.00	1,275.00	83.00
130-5-00-5130 PRINTING & PUBLICATION	7,500.00	490.42	5,549.23	1,950.77	73.99
130-5-00-5135 NEWSLETTER	1,200.00	0.00	292.50	907.50	24.38
130-5-00-5140 RENT & LEASES	0.00	0.00	0.00	0.00	0.00
130-5-00-5142 AMORTIZATION	0.00	0.00	0.00	0.00	0.00
130-5-00-5145 EQUIPMENT RENTAL	35,000.00	270.83	6,012.81	28,987.19	17.18
130-5-00-5148 OPERATING SUPPLIES	7,500.00	160.63	5,779.74	1,720.26	77.06
130-5-00-5150 REPAIR & REPLACE	225,000.00	9,163.16	117,152.57	107,847.43	52.07
130-5-00-5155 MAINT BLDG & GROUNDS	15,000.00	2,470.33	9,528.33	5,471.67	63.52
130-5-00-5156 CUSTODIAL SERVICES	5,000.00	0.00	3,282.83	1,717.17	65.66
130-5-00-5157 SECURITY	5,000.00	0.00	456.00	4,544.00	9.12
130-5-00-5180 UNCOLLECTABLE ACCOUNTS	0.00	0.00	0.00	0.00	0.00
130-5-00-5191 TELEPHONE	15,000.00	1,391.89	14,574.63	425.37	97.16
130-5-00-5192 ELECTRICITY	200,000.00	11,353.44	170,994.46	29,005.54	85.50
130-5-00-5193 OTHER UTILITIES	3,600.00	279.46	2,776.42	823.58	77.12
130-5-00-5194 IT SERVICES	55,000.00	1,830.99	40,227.15	14,772.85	73.14
130-5-00-5195 ENV/MONITORING	20,000.00	1,662.50	10,957.50	9,042.50	54.79
130-5-00-5196 RISK MANAGEMENT	0.00	0.00	0.00	0.00	0.00
130-5-00-5198 ANNUAL OPERATING FEES	40,000.00	0.00	19,073.88	20,926.12	47.68
130-5-00-5310 EQUIPMENT - FIELD	1,000.00	0.00	60.10	939.90	6.01
130-5-00-5311 EQUIPMENT - OFFICE	1,000.00	0.00	0.00	1,000.00	0.00
130-5-00-5312 TOOLS - FIELD	2,000.00	0.00	0.00	2,000.00	0.00
130-5-00-5315 SAFETY EQUIPMENT	5,000.00	349.09	5,448.73 (448.73)	108.97
130-5-00-5317 COVID-19	7,500.00	0.00	0.00	7,500.00	0.00
130-5-00-5505 WATER CONSERVATION	5,000.00	50.00	196.96	4,803.04	3.94
130-5-00-5520 HYDRANT DEPOSIT REFUND	0.00	0.00	0.00	0.00	0.00
130-5-00-5522 INTEREST ON LONG-TERM DEBT	0.00	0.00	0.00	0.00	0.00
130-5-00-5545 RECORDING FEES	250.00	40.00	310.00 (60.00)	124.00
130-5-00-5580 TRANSFERS OUT	96,979.00	138,195.06	1,426,036.57 (1,329,057.57)	1,470.46

HIDDEN VALLEY LAKE CSD
REVENUE & EXPENSE REPORT (UNAUDITED)
AS OF: MAY 31ST, 2023

130-WATER ENTERPRISE FUND
NON-DEPARTMENTAL
EXPENDITURES

	CURRENT BUDGET	CURRENT PERIOD	YEAR TO DATE ACTUAL	BUDGET BALANCE	% OF BUDGET
130-5-00-5590 NON-OPERATING OTHER	0.00	0.00	0.00	0.00	0.00
130-5-00-5591 EXPENSES APPLICABLE TO PRI	0.00	0.00	0.00	0.00	0.00
130-5-00-5595 BAD DEBT	0.00	0.00	0.00	0.00	0.00
130-5-00-5600 CONTINGENCY	30,000.00	0.00	0.00	30,000.00	0.00
TOTAL NON-DEPARTMENTAL	1,223,181.00	173,992.05	2,130,825.64 (907,644.64)	174.20

130-WATER ENTERPRISE FUND
 ADMINISTRATION
 EXPENDITURES

	CURRENT BUDGET	CURRENT PERIOD	YEAR TO DATE ACTUAL	BUDGET BALANCE	% OF BUDGET
130-5-10-5010 SALARIES & WAGES	289,065.00	23,515.71	275,550.79	13,514.21	95.32
130-5-10-5020 EMPLOYEE BENEFITS	93,926.00	7,198.18	71,853.91	22,072.09	76.50
130-5-10-5021 RETIREMENT BENEFITS	59,860.00	2,069.64	55,814.21	4,045.79	93.24
130-5-10-5063 CERTIFICATIONS	200.00	0.00	0.00	200.00	0.00
130-5-10-5090 OFFICE SUPPLIES	4,000.00	702.25	3,429.31	570.69	85.73
130-5-10-5170 TRAVEL MILEAGE	4,000.00	1,183.41	3,493.01	506.99	87.33
130-5-10-5175 EDUCATION / SEMINARS	4,500.00	0.00	2,867.80	1,632.20	63.73
130-5-10-5179 ADM MISC EXPENSES	350.00	166.24	945.70 (595.70)	270.20
130-5-10-5505 WATER CONSERVATION	0.00	0.00	0.00	0.00	0.00
TOTAL ADMINISTRATION	455,901.00	34,835.43	413,954.73	41,946.27	90.80

HIDDEN VALLEY LAKE CSD
 REVENUE & EXPENSE REPORT (UNAUDITED)
 AS OF: MAY 31ST, 2023

130-WATER ENTERPRISE FUND
 FIELD
 EXPENDITURES

	CURRENT BUDGET	CURRENT PERIOD	YEAR TO DATE ACTUAL	BUDGET BALANCE	% OF BUDGET
130-5-30-5010 SALARIES & WAGES	302,326.00	18,524.32	257,497.43	44,828.57	85.17
130-5-30-5020 EMPLOYEE BENEFITS	122,616.00	6,451.35	112,263.21	10,352.79	91.56
130-5-30-5021 RETIREMENT BENEFITS	57,910.00	1,524.54	51,748.18	6,161.82	89.36
130-5-30-5022 CLOTHING ALLOWANCE	2,500.00	0.00	1,864.25	635.75	74.57
130-5-30-5063 CERTIFICATIONS	600.00	0.00	711.00 (111.00)	118.50
130-5-30-5090 OFFICE SUPPLIES	1,000.00	152.62	1,128.47 (128.47)	112.85
130-5-30-5170 TRAVEL MILEAGE	2,000.00	760.62	3,702.65 (1,702.65)	185.13
130-5-30-5175 EDUCATION / SEMINARS	4,000.00	0.00	2,202.92	1,797.08	55.07
TOTAL FIELD	492,952.00	27,413.45	431,118.11	61,833.89	87.46

HIDDEN VALLEY LAKE CSD
 REVENUE & EXPENSE REPORT (UNAUDITED)
 AS OF: MAY 31ST, 2023

130-WATER ENTERPRISE FUND
 DIRECTORS
 EXPENDITURES

	CURRENT BUDGET	CURRENT PERIOD	YEAR TO DATE ACTUAL	BUDGET BALANCE	% OF BUDGET
130-5-40-5010 DIRECTORS COMPENSATION	3,000.00	269.10	2,960.10	39.90	98.67
130-5-40-5020 DIRECTOR BENEFITIS	230.00	5.75	69.25	160.75	30.11
130-5-40-5030 DIRECTOR HEALTH BENEFITS	25,629.00	3,105.31	28,095.86 (2,466.86)	109.63
130-5-40-5080 MEMBERSHIP & SUBSCRIPTION	0.00	0.00	0.00	0.00	0.00
130-5-40-5170 TRAVEL MILEAGE	200.00	0.00	265.00 (65.00)	132.50
130-5-40-5175 EDUCATION / SEMINARS	1,500.00	0.00	141.36	1,358.64	9.42
130-5-40-5176 DIRECTOR TRAINING	5,000.00	0.00	0.00	5,000.00	0.00
TOTAL DIRECTORS	35,559.00	3,380.16	31,531.57	4,027.43	88.67

HIDDEN VALLEY LAKE CSD
REVENUE & EXPENSE REPORT (UNAUDITED)
AS OF: MAY 31ST, 2023

130-WATER ENTERPRISE FUND
SPECIAL PROJECTS
EXPENDITURES

	CURRENT BUDGET	CURRENT PERIOD	YEAR TO DATE ACTUAL	BUDGET BALANCE	% OF BUDGET
130-5-60-6008 RAINS 2023	0.00	0.00	0.00	0.00	0.00
TOTAL SPECIAL PROJECTS	0.00	0.00	0.00	0.00	0.00

HIDDEN VALLEY LAKE CSD
REVENUE & EXPENSE REPORT (UNAUDITED)
AS OF: MAY 31ST, 2023

130-WATER ENTERPRISE FUND
CAPITAL PROJECTS & EQUIP
EXPENDITURES

	CURRENT BUDGET	CURRENT PERIOD	YEAR TO DATE ACTUAL	BUDGET BALANCE	% OF BUDGET
130-5-70-7201 REGULATORY COMPLIANCE	75,000.00	7,321.04	65,006.47	9,993.53	86.68
130-5-70-7202 DISASTER MITIGATION	200,000.00	5,821.63	11,725.88	188,274.12	5.86
130-5-70-7203 DISASTER RECOVERY	0.00	0.00	0.00	0.00	0.00
130-5-70-7204 RELIABLE WATER SUPPLY	700,000.00	51,769.45	608,901.63	91,098.37	86.99
130-5-70-7205 RISK MANAGEMENT	50,000.00	0.00	0.00	50,000.00	0.00
130-5-70-7206 RECORDS RETENTION	25,000.00	2,230.63	4,417.50	20,582.50	17.67
TOTAL CAPITAL PROJECTS & EQUIP	1,050,000.00	67,142.75	690,051.48	359,948.52	65.72
TOTAL EXPENDITURES	3,257,593.00	306,763.84	3,697,481.53	(439,888.53)	113.50
REVENUES OVER/(UNDER) EXPENDITURES	(173,497.00)	89,007.21	(798,253.94)	624,756.94	460.10

*** END OF REPORT ***

HIDDEN VALLEY LAKE CSD
 REVENUE & EXPENSE REPORT (UNAUDITED)
 AS OF: MAY 31ST, 2023

215-RECA REDEMPTION 1995-2
 FINANCIAL SUMMARY

	CURRENT BUDGET	CURRENT PERIOD	YEAR TO DATE ACTUAL	BUDGET BALANCE	% OF BUDGET
<u>REVENUE SUMMARY</u>					
ALL REVENUE	<u>295,368.00</u>	<u>1,202.81</u>	<u>204,698.65</u>	<u>90,669.35</u>	<u>69.30</u>
TOTAL REVENUES	<u>295,368.00</u>	<u>1,202.81</u>	<u>204,698.65</u>	<u>90,669.35</u>	<u>69.30</u>
<u>EXPENDITURE SUMMARY</u>					
NON-DEPARTMENTAL	<u>295,368.00</u>	<u>2,289.80</u>	<u>297,703.15</u>	<u>(2,335.15)</u>	<u>100.79</u>
TOTAL EXPENDITURES	<u>295,368.00</u>	<u>2,289.80</u>	<u>297,703.15</u>	<u>(2,335.15)</u>	<u>100.79</u>
REVENUES OVER/(UNDER) EXPENDITURES	0.00	(1,086.99)	(93,004.50)	93,004.50	0.00

HIDDEN VALLEY LAKE CSD
REVENUE & EXPENSE REPORT (UNAUDITED)
AS OF: MAY 31ST, 2023

215-RECA REDEMPTION 1995-2
REVENUES

	CURRENT BUDGET	CURRENT PERIOD	YEAR TO DATE ACTUAL	BUDGET BALANCE	% OF BUDGET
215-4525 PRO-RATA BOND PAYMENT FEE	1,994.00	0.00	0.00	1,994.00	0.00
215-4530 TAXES, ASSMT & BOND PROCEEDS	275,000.00	1,202.81	156,974.77	118,025.23	57.08
215-4540 DELINQUENT ASSESSMENTS	7,124.00	0.00	20,431.79 (13,307.79)	286.80
215-4541 DELINQ PENALTY & INTEREST	5,520.00	0.00	21,714.77 (16,194.77)	393.38
215-4542 DELINQ ASSMT MONTHLY PENALTY	4,530.00	0.00	0.00	4,530.00	0.00
215-4550 INTEREST INCOME	1,200.00	0.00	5,577.32 (4,377.32)	464.78
215-4580 TRANSFERS IN	0.00	0.00	0.00	0.00	0.00
TOTAL REVENUES	295,368.00	1,202.81	204,698.65	90,669.35	69.30

HIDDEN VALLEY LAKE CSD
 REVENUE & EXPENSE REPORT (UNAUDITED)
 AS OF: MAY 31ST, 2023

215-RECA REDEMPTION 1995-2
 NON-DEPARTMENTAL
 EXPENDITURES

	CURRENT BUDGET	CURRENT PERIOD	YEAR TO DATE ACTUAL	BUDGET BALANCE	% OF BUDGET
215-5-00-5075 BANK FEES	0.00	0.00	0.00	0.00	0.00
215-5-00-5123 OTHER PROFESSIONAL SERVICE	9,640.00	2,289.80	11,975.15 (2,335.15)	124.22
215-5-00-5125 BOND PREMIUM	0.00	0.00	0.00	0.00	0.00
215-5-00-5522 INTEREST ON LONG-TERM DEBT	86,728.00	0.00	86,728.00	0.00	100.00
215-5-00-5580 TRANSFER OUT	0.00	0.00	0.00	0.00	0.00
215-5-00-5590 COST OF ISSUANCE	0.00	0.00	0.00	0.00	0.00
215-5-00-5599 PRINCIPAL PMT	199,000.00	0.00	199,000.00	0.00	100.00
215-5-00-5600 CONTINGENCY	0.00	0.00	0.00	0.00	0.00
TOTAL NON-DEPARTMENTAL	295,368.00	2,289.80	297,703.15 (2,335.15)	100.79
TOTAL EXPENDITURES	295,368.00	2,289.80	297,703.15 (2,335.15)	100.79
REVENUES OVER/(UNDER) EXPENDITURES	0.00 (1,086.99)	(93,004.50)	93,004.50	0.00

*** END OF REPORT ***

218-CIEDB REDEMPTION FUND
 FINANCIAL SUMMARY

	CURRENT BUDGET	CURRENT PERIOD	YEAR TO DATE ACTUAL	BUDGET BALANCE	% OF BUDGET
<u>REVENUE SUMMARY</u>					
ALL REVENUE	<u>170,075.00</u>	<u>0.00</u>	<u>118,362.58</u>	<u>51,712.42</u>	<u>69.59</u>
TOTAL REVENUES	<u>170,075.00</u>	<u>0.00</u>	<u>118,362.58</u>	<u>51,712.42</u>	<u>69.59</u>
<u>EXPENDITURE SUMMARY</u>					
NON-DEPARTMENTAL	<u>170,075.00</u>	<u>0.00</u>	<u>170,074.51</u>	<u>0.49</u>	<u>100.00</u>
TOTAL EXPENDITURES	<u>170,075.00</u>	<u>0.00</u>	<u>170,074.51</u>	<u>0.49</u>	<u>100.00</u>
REVENUES OVER/ (UNDER) EXPENDITURES	0.00	0.00	(51,711.93)	51,711.93	0.00

HIDDEN VALLEY LAKE CSD
 REVENUE & EXPENSE REPORT (UNAUDITED)
 AS OF: MAY 31ST, 2023

218-CIEDB REDEMPTION FUND
 REVENUES

	CURRENT BUDGET	CURRENT PERIOD	YEAR TO DATE ACTUAL	BUDGET BALANCE	% OF BUDGET
218-4030 WATER CAPACITY FEES	72,696.00	0.00	27,411.00	45,285.00	37.71
218-4115 WATER USE CIEDB	0.00	0.00	0.00	0.00	0.00
218-4550 INTEREST INCOME	400.00	0.00	3,110.07 (2,710.07)	777.52
218-4580 TRANSFERS IN	96,979.00	0.00	87,841.51	9,137.49	90.58
218-4596 USER/NEW DEVELOPMT PORTION	0.00	0.00	0.00	0.00	0.00
TOTAL REVENUES	170,075.00	0.00	118,362.58	51,712.42	69.59

HIDDEN VALLEY LAKE CSD
 REVENUE & EXPENSE REPORT (UNAUDITED)
 AS OF: MAY 31ST, 2023

218-CIEDB REDEMPTION FUND
 NON-DEPARTMENTAL
 EXPENDITURES

	CURRENT BUDGET	CURRENT PERIOD	YEAR TO DATE ACTUAL	BUDGET BALANCE	% OF BUDGET
218-5-00-5092 POSTAGE & SHIPPING	0.00	0.00	0.00	0.00	0.00
218-5-00-5522 INTEREST ON LONG-TERM DEBT	48,072.00	0.00	48,071.66	0.34	100.00
218-5-00-5560 BAD DEBT	0.00	0.00	0.00	0.00	0.00
218-5-00-5580 TRANSFER OUT	0.00	0.00	0.00	0.00	0.00
218-5-00-5595 CIEDB LOAN ANNUAL FEE	4,144.00	0.00	4,144.11 (0.11)	100.00
218-5-00-5599 PRINCIPAL PMT	117,859.00	0.00	117,858.74	0.26	100.00
218-5-00-5600 CONTINGENCY	0.00	0.00	0.00	0.00	0.00
TOTAL NON-DEPARTMENTAL	170,075.00	0.00	170,074.51	0.49	100.00
TOTAL EXPENDITURES	170,075.00	0.00	170,074.51	0.49	100.00
REVENUES OVER/(UNDER) EXPENDITURES	0.00	0.00	(51,711.93)	51,711.93	0.00

*** END OF REPORT ***

219-USDA SOLAR LOAN
 FINANCIAL SUMMARY

	CURRENT BUDGET	CURRENT PERIOD	YEAR TO DATE ACTUAL	BUDGET BALANCE	% OF BUDGET
<u>REVENUE SUMMARY</u>					
ALL REVENUE	<u>32,205.00</u>	<u>0.00</u>	<u>32,225.45</u>	(<u>20.45</u>)	<u>100.06</u>
TOTAL REVENUES	<u>32,205.00</u>	<u>0.00</u>	<u>32,225.45</u>	(<u>20.45</u>)	<u>100.06</u>
<u>EXPENDITURE SUMMARY</u>					
NON-DEPARTMENTAL	<u>32,205.00</u>	<u>0.00</u>	<u>32,205.00</u>	<u>0.00</u>	<u>100.00</u>
TOTAL EXPENDITURES	<u>32,205.00</u>	<u>0.00</u>	<u>32,205.00</u>	<u>0.00</u>	<u>100.00</u>
REVENUES OVER/ (UNDER) EXPENDITURES	0.00	0.00	20.45	(20.45)	0.00

HIDDEN VALLEY LAKE CSD
REVENUE & EXPENSE REPORT (UNAUDITED)
AS OF: MAY 31ST, 2023

219-USDA SOLAR LOAN
REVENUES

	CURRENT BUDGET	CURRENT PERIOD	YEAR TO DATE ACTUAL	BUDGET BALANCE	% OF BUDGET
219-4300 MISC INCOME	0.00	0.00	0.00	0.00	0.00
219-4550 INTEREST INCOME	12.00	0.00	20.45 (8.45)	170.42
219-4580 TRANSFERS IN	32,193.00	0.00	32,205.00 (12.00)	100.04
TOTAL REVENUES	32,205.00	0.00	32,225.45 (20.45)	100.06
	=====	=====	=====	=====	=====

HIDDEN VALLEY LAKE CSD
 REVENUE & EXPENSE REPORT (UNAUDITED)
 AS OF: MAY 31ST, 2023

219-USDA SOLAR LOAN
 NON-DEPARTMENTAL
 EXPENDITURES

	CURRENT BUDGET	CURRENT PERIOD	YEAR TO DATE ACTUAL	BUDGET BALANCE	% OF BUDGET
219-5-00-5092 POSTAGE & SHIPPING	0.00	0.00	0.00	0.00	0.00
219-5-00-5522 INTEREST ON LONG-TERM DEBT	14,205.00	0.00	14,205.00	0.00	100.00
219-5-00-5523 INTEREST EXPENSE	0.00	0.00	0.00	0.00	0.00
219-5-00-5580 TRANSFER OUT	0.00	0.00	0.00	0.00	0.00
219-5-00-5599 PRINCIPAL PMT	18,000.00	0.00	18,000.00	0.00	100.00
TOTAL NON-DEPARTMENTAL	32,205.00	0.00	32,205.00	0.00	100.00
TOTAL EXPENDITURES	32,205.00	0.00	32,205.00	0.00	100.00
REVENUES OVER/(UNDER) EXPENDITURES	0.00	0.00	20.45 (20.45)	0.00

*** END OF REPORT ***



Hidden Valley Lake Community Services District
Financial Activity, Cash and Investment Summary
As of May 31, 2023
(Rounded and Unaudited)

	Operating Checking	Money Market	LAIF	Bond Trustee	Total All Cash/Investment Accounts
	West America Bank 1010	West America Bank 1130	State Treasurer 1133	US Bank 1200	
Financial Activity of Cash/Investment Accounts in General Ledger [1]					
Beginning Balances	\$ 460,328	\$ 2,648,358	\$ 640,007	\$ 147,759	\$ 3,896,452
Cash Receipts					
Utility Billing Deposits	\$ 544,967	\$ -	\$ -	\$ -	
Electronic Fund Deposits	\$ -	\$ -	\$ -	\$ -	
Other Deposits	\$ -	\$ 1,514	\$ -	\$ 514	
Total Cash Receipts	\$ 544,967	\$ 1,514	\$ -	\$ 148,273	
Cash Disbursements					
Accounts Payable Checks issued	\$ 211,777	\$ -	\$ -	\$ -	
Electronic Fund/Bank Draft Disbursements	\$ 26,550	\$ -	\$ -	\$ -	
Payroll Checks issued - net	\$ 64,600	\$ -	\$ -	\$ -	
Bank Fees	\$ 4,453	\$ -	\$ -	\$ -	
Other Disbursements	\$ -	\$ -	\$ -	\$ -	
Total Disbursements	307,380	\$ -	\$ -	\$ -	
Transfers Between Accounts					
Transfers In	\$ -	\$ 138,195	\$ -	\$ -	
Transfers Out	\$ 138,195	\$ -	\$ -	\$ -	
Total Transfers Between Accounts	\$ 138,195	\$ 138,195	\$ -	\$ -	
Ending Balances in General Ledger	\$ 560,077	\$ 2,788,067	\$ 640,007	\$ 148,273	\$ 4,136,424
Financial Institution Ending Balances	\$ 597,829	\$ 2,788,067	\$ 640,007	\$ 148,273	\$ 4,174,176

Ending Balances General Ledger Distribution by District Funds

100 Operating	-	-	-	-	-
120 Wastewater Operating	226,440	9,918	73,927	-	310,284
130 Water Operating	202,487	55,523	110,172	-	368,183
140 Flood Enterprise	(79)	-	-	-	(79)
215 2016 Sewer Refinancing Bond	(2,290)	287,517	97,183	148,273	530,684
218 2002 CIEDB Loan	-	68,457	15,614	-	84,071
219 2012 USDA Solar COP	-	8,380	900	-	9,280
313 Wastewater Operating Reserve	133,518	11,314	60,220	-	205,051
314 Wastewater CIP	-	485,344	97,370	-	582,713
319 2012 USDA Solar COP Reserve	-	31,371	-	-	31,371
320 Water CIP	-	1,650,074	-	-	1,650,074
325 Water Operating Reserve	-	180,170	-	-	180,170
350 2002 CIEDB Loan Reserve	-	-	184,621	-	184,621
Total Ending Balances in General Ledger	560,077	2,788,067	640,007	148,273	4,136,424

[1] From General Ledger activity by Financial Institution accounts with District Fund accounts consolidated. Checking and Money Market accounts are with West America Bank, Local Agency Investment Account (LAIF) is held by the State Treasurer on behalf of the District and US Bank is the Bond Trustee for the the 2016 Refunding >>>>>>>. All cash accounts have been reconciled to the ending Financial Institution statements.

[2] See Reconciliation Detail Summary for details

6/06/2023 2:01 PM
 COMPANY: 999 - POOLED CASH FUND
 ACCOUNT: 1010 CASH - POOLED
 TYPE: All
 STATUS: All
 FOLIO: All

CHECK RECONCILIATION REGISTER

PAGE: 1
 CHECK DATE: 5/01/2023 THRU 5/31/2023
 CLEAR DATE: 0/00/0000 THRU 99/99/9999
 STATEMENT: 0/00/0000 THRU 99/99/9999
 VOIDED DATE: 0/00/0000 THRU 99/99/9999
 AMOUNT: 0.00 THRU 999,999,999.99
 CHECK NUMBER: 000000 THRU 999999

ACCOUNT	--DATE--	--TYPE--	NUMBER	-----DESCRIPTION-----	----AMOUNT----	STATUS	FOLIO	CLEAR DATE
BANK DRAFT:								
1010	5/05/2023	BANK-DRAFT	000867	AFLAC	107.94CR	CLEARED	A	5/09/2023
1010	5/05/2023	BANK-DRAFT	000868	CALIFORNIA PUBLIC EMPLOYEES RE	6,470.23CR	CLEARED	A	5/08/2023
1010	5/05/2023	BANK-DRAFT	000869	NATIONWIDE RETIREMENT SOLUTION	1,400.00CR	CLEARED	A	5/05/2023
1010	5/05/2023	BANK-DRAFT	000870	STATE OF CALIFORNIA EDD	1,327.91CR	CLEARED	A	5/05/2023
1010	5/05/2023	BANK-DRAFT	000871	US DEPARTMENT OF THE TREASURY	3,511.92CR	CLEARED	A	5/05/2023
1010	5/05/2023	BANK-DRAFT	050523	STATE OF CALIF EDD Q1	758.51CR	CLEARED	G	5/05/2023
1010	5/19/2023	BANK-DRAFT	000872	AFLAC	107.94CR	OUTSTND	A	0/00/0000
1010	5/19/2023	BANK-DRAFT	000873	CALIFORNIA PUBLIC EMPLOYEES RE	6,338.79CR	CLEARED	A	5/22/2023
1010	5/19/2023	BANK-DRAFT	000874	NATIONWIDE RETIREMENT SOLUTION	1,400.00CR	CLEARED	A	5/19/2023
1010	5/19/2023	BANK-DRAFT	000875	STATE OF CALIFORNIA EDD	1,219.50CR	CLEARED	A	5/19/2023
1010	5/19/2023	BANK-DRAFT	000876	US DEPARTMENT OF THE TREASURY	3,232.46CR	CLEARED	A	5/19/2023
1010	5/26/2023	BANK-DRAFT	000880	CALIFORNIA PUBLIC EMPLOYEES RE	174.64CR	CLEARED	A	6/05/2023
1010	5/26/2023	BANK-DRAFT	000881	STATE OF CALIFORNIA EDD	138.39CR	CLEARED	A	5/26/2023
1010	5/26/2023	BANK-DRAFT	000882	US DEPARTMENT OF THE TREASURY	362.26CR	CLEARED	A	5/25/2023
CHECK:								
1010	5/05/2023	CHECK	001707	ALPHA ANALYTICAL LABORATORIES	1,180.00CR	CLEARED	A	5/10/2023
1010	5/05/2023	CHECK	001708	ALYSSA GORDON	1,437.93CR	CLEARED	A	5/12/2023
1010	5/05/2023	CHECK	001709	APPLIED TECHNOLOGY SOLUTIONS	5,558.27CR	CLEARED	A	5/15/2023
1010	5/05/2023	CHECK	001710	ARMED FORCE PEST CONTROL, INC.	2,530.00CR	CLEARED	A	5/10/2023
1010	5/05/2023	CHECK	001711	B & G TIRES OF MIDDLETOWN	20.00CR	CLEARED	A	5/19/2023
1010	5/05/2023	CHECK	001712	BADGER METER	1,282.49CR	CLEARED	A	5/15/2023
1010	5/05/2023	CHECK	001713	DONNA MAHONEY	32.75CR	CLEARED	A	5/09/2023
1010	5/05/2023	CHECK	001714	GHD	10,988.89CR	CLEARED	A	5/09/2023
1010	5/05/2023	CHECK	001715	HANNAH DAVIDSON	21.60CR	CLEARED	A	5/18/2023
1010	5/05/2023	CHECK	001716	HARDESTER'S MARKETS & HARDWARE	501.70CR	CLEARED	A	5/10/2023
1010	5/05/2023	CHECK	001717	JACOB LAMPERT	9.42CR	CLEARED	A	5/08/2023
1010	5/05/2023	CHECK	001718	MEDIACOM	497.19CR	CLEARED	A	5/12/2023
1010	5/05/2023	CHECK	001719	MIDDLETOWN COPY & PRINT	300.30CR	CLEARED	A	5/22/2023
1010	5/05/2023	CHECK	001720	NIKOLAUS HENDRICKS	374.01CR	CLEARED	A	5/05/2023
1010	5/05/2023	CHECK	001721	ODP BUSINESS SOLUTIONS, LLC	231.96CR	CLEARED	A	5/11/2023
1010	5/05/2023	CHECK	001722	PACE SUPPLY CORP	268.14CR	CLEARED	A	5/09/2023
1010	5/05/2023	CHECK	001723	PIAZZA CONSTRUCTION	12,396.53CR	CLEARED	A	5/10/2023
1010	5/05/2023	CHECK	001724	RAINBOW AGRICULTURAL SERVICES	654.79CR	CLEARED	A	5/16/2023
1010	5/05/2023	CHECK	001725	RGW GROUNDSKEEPING, LLC	1,900.00CR	CLEARED	A	5/11/2023
1010	5/05/2023	CHECK	001726	STREAMLINE	200.00CR	CLEARED	A	5/10/2023
1010	5/05/2023	CHECK	001727	USA BLUE BOOK	541.22CR	CLEARED	A	5/26/2023
1010	5/05/2023	CHECK	001728	WELLS FARGO FINANCIAL LEASING	367.91CR	CLEARED	A	5/12/2023
1010	5/05/2023	CHECK	001729	WESTGATE PETROLEUM CO., INC.	1,534.86CR	CLEARED	A	5/09/2023
1010	5/05/2023	CHECK	001730	WILLETTA CALLAGHAN	32.75CR	CLEARED	A	5/11/2023
1010	5/05/2023	CHECK	001731	PETTEY-TORRES, ALISA	40.38CR	OUTSTND	A	0/00/0000
1010	5/05/2023	CHECK	001732	KAEMMERLING, PAUL	1,139.55CR	CLEARED	A	5/18/2023
1010	5/05/2023	CHECK	001733	LAND DEVELOP, VALLEY	249.14CR	CLEARED	A	5/10/2023
1010	5/05/2023	CHECK	001734	PELTON, TED	113.94CR	CLEARED	A	5/11/2023

6/06/2023 2:01 PM
 COMPANY: 999 - POOLED CASH FUND
 ACCOUNT: 1010 CASH - POOLED
 TYPE: All
 STATUS: All
 FOLIO: All

CHECK RECONCILIATION REGISTER

PAGE: 2
 CHECK DATE: 5/01/2023 THRU 5/31/2023
 CLEAR DATE: 0/00/0000 THRU 99/99/9999
 STATEMENT: 0/00/0000 THRU 99/99/9999
 VOIDED DATE: 0/00/0000 THRU 99/99/9999
 AMOUNT: 0.00 THRU 999,999,999.99
 CHECK NUMBER: 000000 THRU 999999

ACCOUNT	--DATE--	--TYPE--	NUMBER	-----DESCRIPTION-----	----AMOUNT----	STATUS	FOLIO	CLEAR DATE
CHECK:								
1010	5/12/2023	CHECK	001735	ACWA/JPIA	882.75CR	CLEARED	A	5/19/2023
1010	5/12/2023	CHECK	001736	ADVENTIST HEALTH ST HELENA - J	107.12CR	CLEARED	A	5/17/2023
1010	5/12/2023	CHECK	001737	ALESHIRE & WYNDR, LLP	1,276.50CR	CLEARED	A	5/16/2023
1010	5/12/2023	CHECK	001738	ALPHA ANALYTICAL LABORATORIES	1,807.50CR	CLEARED	A	5/17/2023
1010	5/12/2023	CHECK	001739	VOID CHECK	0.00	CLEARED	A	5/11/2023
1010	5/12/2023	CHECK	001740	ARMED FORCE PEST CONTROL, INC.	205.00CR	CLEARED	A	5/18/2023
1010	5/12/2023	CHECK	001741	AT&T	1,007.99CR	CLEARED	A	5/18/2023
1010	5/12/2023	CHECK	001742	BODEAN COMPANY	517.82CR	CLEARED	A	5/16/2023
1010	5/12/2023	CHECK	001743	CAROLYN W GRAHAM	50.00CR	CLEARED	A	5/24/2023
1010	5/12/2023	CHECK	001744	DATAPROSE, LLC	1,920.92CR	CLEARED	A	5/18/2023
1010	5/12/2023	CHECK	001745	GHD	4,648.50CR	CLEARED	A	5/16/2023
1010	5/12/2023	CHECK	001746	HANNAH DAVIDSON	19.00CR	CLEARED	A	5/18/2023
1010	5/12/2023	CHECK	001747	GARDENS BY JILLIAN	200.00CR	OUTSTND	A	0/00/0000
1010	5/12/2023	CHECK	001748	LAKE COUNTY RECORD BEE	179.80CR	CLEARED	A	5/18/2023
1010	5/12/2023	CHECK	001749	NAPA AUTO PARTS	14.12CR	CLEARED	A	5/19/2023
1010	5/12/2023	CHECK	001750	SMALLCOMB, LISA	32.75CR	CLEARED	A	5/15/2023
1010	5/12/2023	CHECK	001751	SPECIAL DISTRICT RISK MANAGEME	34,641.13CR	CLEARED	A	5/17/2023
1010	5/12/2023	CHECK	001752	U.S. BANK	2,289.80CR	CLEARED	A	5/18/2023
1010	5/12/2023	CHECK	001753	USA BLUE BOOK	586.78CR	CLEARED	A	5/31/2023
1010	5/12/2023	CHECK	001754	WEST YOST & ASSOCIATES, INC.	11,643.25CR	CLEARED	A	5/16/2023
1010	5/12/2023	CHECK	001755	WESTGATE PETROLEUM CO., INC.	224.32CR	CLEARED	A	5/16/2023
1010	5/19/2023	CHECK	001756	ALPHA ANALYTICAL LABORATORIES	1,531.50CR	CLEARED	A	5/24/2023
1010	5/19/2023	CHECK	001757	AQUA TECH COMPANY	3,136.00CR	CLEARED	A	5/24/2023
1010	5/19/2023	CHECK	001758	BARTKIEWICZ, KRONICK & SHANAHA	375.00CR	CLEARED	A	5/26/2023
1010	5/19/2023	CHECK	001759	BENNETT ENGINEERING SERVICES	26,232.25CR	CLEARED	A	5/26/2023
1010	5/19/2023	CHECK	001760	CARDMEMBER SERVICE	26,587.19CR	CLEARED	A	5/26/2023
1010	5/19/2023	CHECK	001761	HANNAH DAVIDSON	371.39CR	CLEARED	A	5/24/2023
1010	5/19/2023	CHECK	001762	JENFITCH, LLC	4,293.00CR	CLEARED	A	6/02/2023
1010	5/19/2023	CHECK	001763	JL MECHANICAL	450.00CR	CLEARED	A	5/31/2023
1010	5/19/2023	CHECK	001764	ODP BUSINESS SOLUTIONS, LLC	108.05CR	CLEARED	A	5/25/2023
1010	5/19/2023	CHECK	001765	PACE SUPPLY CORP	522.28CR	CLEARED	A	5/23/2023
1010	5/19/2023	CHECK	001766	SOUTH LAKE REFUSE & RECYCLING	558.92CR	CLEARED	A	5/26/2023
1010	5/19/2023	CHECK	001767	U S POSTMASTER	252.00CR	CLEARED	A	5/26/2023
1010	5/19/2023	CHECK	001768	USA BLUE BOOK	2,422.29CR	OUTSTND	A	0/00/0000
1010	5/19/2023	CHECK	001769	VERIZON WIRELESS	1,043.58CR	CLEARED	A	5/26/2023
1010	5/19/2023	CHECK	001770	VERIZON WIRELESS	235.04CR	CLEARED	A	5/26/2023
1010	5/19/2023	CHECK	001771	WAGNER & BONSIGNORE CCE	423.75CR	CLEARED	A	5/26/2023
1010	5/19/2023	CHECK	001772	WILLETTA CALLAGHAN	32.75CR	CLEARED	A	5/24/2023
1010	5/19/2023	CHECK	001773	CARDANO, DOMENICO	150.96CR	OUTSTND	A	0/00/0000
1010	5/19/2023	CHECK	001774	REINKE, RYAN & KENDR	70.48CR	CLEARED	A	5/24/2023
1010	5/19/2023	CHECK	001775	CALLAGHAN, WILLETTA L	2,178.60CR	CLEARED	P	5/24/2023
1010	5/26/2023	CHECK	001776	ALPHA ANALYTICAL LABORATORIES	1,655.00CR	CLEARED	A	6/01/2023
1010	5/26/2023	CHECK	001777	AQUA TECH COMPANY	64.00CR	OUTSTND	A	0/00/0000
1010	5/26/2023	CHECK	001778	COASTLAND CIVIL ENGINEERING, I	14,705.81CR	CLEARED	A	6/01/2023

COMPANY: 999 - POOLED CASH FUND
 ACCOUNT: 1010 CASH - POOLED
 TYPE: All
 STATUS: All
 FOLIO: All

CHECK DATE: 5/01/2023 THRU 5/31/2023
 CLEAR DATE: 0/00/0000 THRU 99/99/9999
 STATEMENT: 0/00/0000 THRU 99/99/9999
 VOIDED DATE: 0/00/0000 THRU 99/99/9999
 AMOUNT: 0.00 THRU 999,999,999.99
 CHECK NUMBER: 000000 THRU 999999

ACCOUNT	--DATE--	--TYPE--	NUMBER	-----DESCRIPTION-----	----AMOUNT----	STATUS	FOLIO	CLEAR DATE
CHECK:								
1010	5/26/2023	CHECK	001779	DONNA MAHONEY	32.75CR	CLEARED	A	6/01/2023
1010	5/26/2023	CHECK	001780	MIDDLETOWN COPY & PRINT	232.53CR	OUTSTND	A	0/00/0000
1010	5/26/2023	CHECK	001781	ODP BUSINESS SOLUTIONS, LLC	630.81CR	CLEARED	A	5/31/2023
1010	5/26/2023	CHECK	001782	PACIFIC GAS & ELECTRIC COMPANY	14,109.93CR	CLEARED	A	6/01/2023
1010	5/26/2023	CHECK	001783	PETTY CASH REIMBURSEMENT	95.70CR	OUTSTND	A	0/00/0000
1010	5/26/2023	CHECK	001784	THATCHER COMPANY, INC.	2,614.50CR	CLEARED	A	5/31/2023
DEPOSIT:								
1010	5/01/2023	DEPOSIT		CREDIT CARD 5/01/2023	503.81	CLEARED	C	5/03/2023
1010	5/01/2023	DEPOSIT	000001	CREDIT CARD 5/01/2023	1,516.38	CLEARED	C	5/02/2023
1010	5/01/2023	DEPOSIT	000002	REGULAR DAILY POST 5/01/2023	725.67	CLEARED	C	5/02/2023
1010	5/01/2023	DEPOSIT	000003	CREDIT CARD 5/01/2023	1,249.22	CLEARED	C	5/03/2023
1010	5/01/2023	DEPOSIT	000004	CREDIT CARD 5/01/2023	2,709.19	CLEARED	C	5/03/2023
1010	5/01/2023	DEPOSIT	000005	CREDIT CARD 5/01/2023	1,138.89	CLEARED	C	5/02/2023
1010	5/01/2023	DEPOSIT	000006	CREDIT CARD 5/01/2023	318.06	CLEARED	C	5/03/2023
1010	5/01/2023	DEPOSIT	000007	CREDIT CARD 5/01/2023	549.12	CLEARED	C	5/03/2023
1010	5/01/2023	DEPOSIT	000008	CREDIT CARD 5/01/2023	911.64	CLEARED	C	5/02/2023
1010	5/01/2023	DEPOSIT	000009	CREDIT CARD 5/01/2023	4,092.96	CLEARED	C	5/03/2023
1010	5/01/2023	DEPOSIT	000010	CREDIT CARD 5/01/2023	147.89	CLEARED	C	5/03/2023
1010	5/01/2023	DEPOSIT	000011	CREDIT CARD 5/01/2023	1,366.25	CLEARED	C	5/04/2023
1010	5/01/2023	DEPOSIT	000012	REGULAR DAILY POST 5/01/2023	5,037.12	CLEARED	C	5/02/2023
1010	5/02/2023	DEPOSIT		CREDIT CARD 5/02/2023	12,994.75	CLEARED	C	5/03/2023
1010	5/02/2023	DEPOSIT	000001	REGULAR DAILY POST 5/02/2023	478.87	CLEARED	C	5/03/2023
1010	5/02/2023	DEPOSIT	000002	CREDIT CARD 5/02/2023	927.21	CLEARED	C	5/03/2023
1010	5/02/2023	DEPOSIT	000003	CREDIT CARD 5/02/2023	969.33	CLEARED	C	5/03/2023
1010	5/02/2023	DEPOSIT	000004	CREDIT CARD 5/02/2023	3,928.29	CLEARED	C	5/05/2023
1010	5/02/2023	DEPOSIT	000005	REGULAR DAILY POST 5/02/2023	1,641.23	CLEARED	C	5/03/2023
1010	5/03/2023	DEPOSIT		CREDIT CARD 5/03/2023	6,697.24	CLEARED	C	5/04/2023
1010	5/03/2023	DEPOSIT	000001	REGULAR DAILY POST 5/03/2023	585.71	CLEARED	C	5/04/2023
1010	5/03/2023	DEPOSIT	000002	CREDIT CARD 5/03/2023	1,633.10	CLEARED	C	5/04/2023
1010	5/03/2023	DEPOSIT	000003	CREDIT CARD 5/03/2023	434.65	CLEARED	C	5/04/2023
1010	5/03/2023	DEPOSIT	000004	CREDIT CARD 5/03/2023	1,564.02	CLEARED	C	5/08/2023
1010	5/03/2023	DEPOSIT	000005	REGULAR DAILY POST 5/03/2023	3,612.49	CLEARED	C	5/04/2023
1010	5/04/2023	DEPOSIT		CREDIT CARD 5/04/2023	3,160.55	CLEARED	C	5/05/2023
1010	5/04/2023	DEPOSIT	000001	REGULAR DAILY POST 5/04/2023	644.95	CLEARED	C	5/05/2023
1010	5/04/2023	DEPOSIT	000002	CREDIT CARD 5/04/2023	1,510.15	CLEARED	C	5/05/2023
1010	5/04/2023	DEPOSIT	000003	CREDIT CARD 5/04/2023	1,164.92	CLEARED	C	5/09/2023
1010	5/04/2023	DEPOSIT	000004	REGULAR DAILY POST 5/04/2023	2,395.16	CLEARED	C	5/05/2023
1010	5/05/2023	DEPOSIT		CREDIT CARD 5/05/2023	4,278.56	CLEARED	C	5/08/2023
1010	5/05/2023	DEPOSIT	000001	REGULAR DAILY POST 5/05/2023	209.01	CLEARED	C	5/08/2023
1010	5/05/2023	DEPOSIT	000002	CREDIT CARD 5/05/2023	1,366.05	CLEARED	C	5/08/2023
1010	5/05/2023	DEPOSIT	000003	CREDIT CARD 5/05/2023	660.63	CLEARED	C	5/08/2023
1010	5/05/2023	DEPOSIT	000004	CREDIT CARD 5/05/2023	1,825.83	CLEARED	C	5/10/2023
1010	5/05/2023	DEPOSIT	000005	REGULAR DAILY POST 5/05/2023	4,923.60	CLEARED	C	5/08/2023

COMPANY: 999 - POOLED CASH FUND
 ACCOUNT: 1010 CASH - POOLED
 TYPE: All
 STATUS: All
 FOLIO: All

CHECK DATE: 5/01/2023 THRU 5/31/2023
 CLEAR DATE: 0/00/0000 THRU 99/99/9999
 STATEMENT: 0/00/0000 THRU 99/99/9999
 VOIDED DATE: 0/00/0000 THRU 99/99/9999
 AMOUNT: 0.00 THRU 999,999,999.99
 CHECK NUMBER: 000000 THRU 999999

ACCOUNT	--DATE--	--TYPE--	NUMBER	-----DESCRIPTION-----	----AMOUNT----	STATUS	FOLIO	CLEAR DATE
DEPOSIT:								
1010	5/08/2023	DEPOSIT		CREDIT CARD 5/08/2023	5,105.84	CLEARED	C	5/09/2023
1010	5/08/2023	DEPOSIT	000001	REGULAR DAILY POST 5/08/2023	913.48	CLEARED	C	5/09/2023
1010	5/08/2023	DEPOSIT	000002	CREDIT CARD 5/08/2023	1,987.28	CLEARED	C	5/10/2023
1010	5/08/2023	DEPOSIT	000003	CREDIT CARD 5/08/2023	100.00	CLEARED	C	5/10/2023
1010	5/08/2023	DEPOSIT	000004	CREDIT CARD 5/08/2023	1,252.74	CLEARED	C	5/10/2023
1010	5/08/2023	DEPOSIT	000005	CREDIT CARD 5/08/2023	2,083.02	CLEARED	C	5/09/2023
1010	5/08/2023	DEPOSIT	000006	CREDIT CARD 5/08/2023	1,171.66	CLEARED	C	5/10/2023
1010	5/08/2023	DEPOSIT	000007	CREDIT CARD 5/08/2023	634.84	CLEARED	C	5/09/2023
1010	5/08/2023	DEPOSIT	000008	CREDIT CARD 5/08/2023	967.91	CLEARED	C	5/10/2023
1010	5/08/2023	DEPOSIT	000009	CREDIT CARD 5/08/2023	356.65	CLEARED	C	5/10/2023
1010	5/08/2023	DEPOSIT	000010	CREDIT CARD 5/08/2023	909.53	CLEARED	C	5/10/2023
1010	5/08/2023	DEPOSIT	000011	REGULAR DAILY POST 5/08/2023	152,712.55	CLEARED	C	5/09/2023
1010	5/09/2023	DEPOSIT		CREDIT CARD 5/09/2023	305.00	CLEARED	C	5/15/2023
1010	5/09/2023	DEPOSIT	000001	CREDIT CARD 5/09/2023	4,347.01	CLEARED	C	5/10/2023
1010	5/09/2023	DEPOSIT	000002	REGULAR DAILY POST 5/09/2023	268.86	CLEARED	C	5/10/2023
1010	5/09/2023	DEPOSIT	000003	CREDIT CARD 5/09/2023	348.66	CLEARED	C	5/10/2023
1010	5/09/2023	DEPOSIT	000004	CREDIT CARD 5/09/2023	1,784.03	CLEARED	C	5/10/2023
1010	5/09/2023	DEPOSIT	000005	CREDIT CARD 5/09/2023	73.21	CLEARED	C	5/10/2023
1010	5/09/2023	DEPOSIT	000006	CREDIT CARD 5/09/2023	1,690.39	CLEARED	C	5/12/2023
1010	5/09/2023	DEPOSIT	000007	REGULAR DAILY POST 5/09/2023	3,407.92	CLEARED	C	5/10/2023
1010	5/10/2023	DEPOSIT		CREDIT CARD 5/10/2023	4,425.49	CLEARED	C	5/11/2023
1010	5/10/2023	DEPOSIT	000001	REGULAR DAILY POST 5/10/2023	3,356.43	CLEARED	C	5/11/2023
1010	5/10/2023	DEPOSIT	000002	CREDIT CARD 5/10/2023	988.40	CLEARED	C	5/11/2023
1010	5/10/2023	DEPOSIT	000003	CREDIT CARD 5/10/2023	1,272.31	CLEARED	C	5/15/2023
1010	5/10/2023	DEPOSIT	000004	REGULAR DAILY POST 5/10/2023	5,998.50	CLEARED	C	5/11/2023
1010	5/10/2023	DEPOSIT	000005	CREDIT CARD 5/10/2023	5,018.53	CLEARED	C	5/12/2023
1010	5/10/2023	DEPOSIT	000006	REGULAR DAILY POST 5/10/2023	298.79	CLEARED	C	5/12/2023
1010	5/10/2023	DEPOSIT	000007	CREDIT CARD 5/10/2023	3,270.14	CLEARED	C	5/12/2023
1010	5/10/2023	DEPOSIT	000008	CREDIT CARD 5/10/2023	156.91	CLEARED	C	5/12/2023
1010	5/11/2023	DEPOSIT		CREDIT CARD 5/11/2023	1,791.47	CLEARED	C	5/12/2023
1010	5/11/2023	DEPOSIT	000001	REGULAR DAILY POST 5/11/2023	366.54	CLEARED	C	5/12/2023
1010	5/11/2023	DEPOSIT	000002	CREDIT CARD 5/11/2023	1,492.39	CLEARED	C	5/16/2023
1010	5/11/2023	DEPOSIT	000003	REGULAR DAILY POST 5/11/2023	8,860.17	CLEARED	C	5/12/2023
1010	5/12/2023	DEPOSIT		CREDIT CARD 5/12/2023	3,430.72	CLEARED	C	5/15/2023
1010	5/12/2023	DEPOSIT	000001	REGULAR DAILY POST 5/12/2023	685.47	CLEARED	C	5/15/2023
1010	5/12/2023	DEPOSIT	000002	CREDIT CARD 5/12/2023	2,211.50	CLEARED	C	5/15/2023
1010	5/12/2023	DEPOSIT	000003	CREDIT CARD 5/12/2023	575.60	CLEARED	C	5/15/2023
1010	5/12/2023	DEPOSIT	000004	CREDIT CARD 5/12/2023	436.53	CLEARED	C	5/17/2023
1010	5/12/2023	DEPOSIT	000005	REGULAR DAILY POST 5/12/2023	6,748.83	CLEARED	C	5/15/2023
1010	5/15/2023	DEPOSIT		CREDIT CARD 5/15/2023	1,556.67	CLEARED	C	5/16/2023
1010	5/15/2023	DEPOSIT	000001	REGULAR DAILY POST 5/15/2023	400.35	CLEARED	C	5/16/2023
1010	5/15/2023	DEPOSIT	000002	CREDIT CARD 5/15/2023	2,548.71	CLEARED	C	5/17/2023
1010	5/15/2023	DEPOSIT	000003	REGULAR DAILY POST 5/15/2023	69.35	CLEARED	C	5/17/2023
1010	5/15/2023	DEPOSIT	000004	CREDIT CARD 5/15/2023	11,164.14	CLEARED	C	5/17/2023

COMPANY: 999 - POOLED CASH FUND
 ACCOUNT: 1010 CASH - POOLED
 TYPE: All
 STATUS: All
 FOLIO: All

CHECK DATE: 5/01/2023 THRU 5/31/2023
 CLEAR DATE: 0/00/0000 THRU 99/99/9999
 STATEMENT: 0/00/0000 THRU 99/99/9999
 VOIDED DATE: 0/00/0000 THRU 99/99/9999
 AMOUNT: 0.00 THRU 999,999,999.99
 CHECK NUMBER: 000000 THRU 999999

ACCOUNT	--DATE--	--TYPE--	NUMBER	-----DESCRIPTION-----	-----AMOUNT----	STATUS	FOLIO	CLEAR DATE
DEPOSIT:								
1010	5/15/2023	DEPOSIT	000005	REGULAR DAILY POST 5/15/2023	1,035.82	CLEARED	C	5/17/2023
1010	5/15/2023	DEPOSIT	000006	CREDIT CARD 5/15/2023	1,613.59	CLEARED	C	5/16/2023
1010	5/15/2023	DEPOSIT	000007	CREDIT CARD 5/15/2023	699.24	CLEARED	C	5/17/2023
1010	5/15/2023	DEPOSIT	000008	CREDIT CARD 5/15/2023	492.57	CLEARED	C	5/17/2023
1010	5/15/2023	DEPOSIT	000009	CREDIT CARD 5/15/2023	755.68	CLEARED	C	5/16/2023
1010	5/15/2023	DEPOSIT	000010	CREDIT CARD 5/15/2023	1,078.18	CLEARED	C	5/17/2023
1010	5/15/2023	DEPOSIT	000011	CREDIT CARD 5/15/2023	69.44	CLEARED	C	5/17/2023
1010	5/15/2023	DEPOSIT	000012	CREDIT CARD 5/15/2023	797.61	CLEARED	C	5/18/2023
1010	5/15/2023	DEPOSIT	000013	REGULAR DAILY POST 5/15/2023	10,205.58	CLEARED	C	5/16/2023
1010	5/15/2023	DEPOSIT	000014	DRAFT POSTING	18,376.46	CLEARED	U	5/16/2023
1010	5/16/2023	DEPOSIT		CREDIT CARD 5/16/2023	20,525.89	CLEARED	C	5/17/2023
1010	5/16/2023	DEPOSIT	000001	REGULAR DAILY POST 5/16/2023	1,854.98	CLEARED	C	5/17/2023
1010	5/16/2023	DEPOSIT	000002	CREDIT CARD 5/16/2023	719.92	CLEARED	C	5/17/2023
1010	5/16/2023	DEPOSIT	000003	CREDIT CARD 5/16/2023	850.32	CLEARED	C	5/19/2023
1010	5/16/2023	DEPOSIT	000004	REGULAR DAILY POST 5/16/2023	7,387.79	CLEARED	C	5/17/2023
1010	5/17/2023	DEPOSIT		CREDIT CARD 5/17/2023	4,844.87	CLEARED	C	5/18/2023
1010	5/17/2023	DEPOSIT	000001	REGULAR DAILY POST 5/17/2023	133.14	CLEARED	C	5/18/2023
1010	5/17/2023	DEPOSIT	000002	CREDIT CARD 5/17/2023	570.36	CLEARED	C	5/18/2023
1010	5/17/2023	DEPOSIT	000003	CREDIT CARD 5/17/2023	616.12	CLEARED	C	5/18/2023
1010	5/17/2023	DEPOSIT	000004	CREDIT CARD 5/17/2023	1,428.50	CLEARED	C	5/22/2023
1010	5/17/2023	DEPOSIT	000005	REGULAR DAILY POST 5/17/2023	7,565.73	CLEARED	C	5/18/2023
1010	5/18/2023	DEPOSIT		CREDIT CARD 5/18/2023	5,380.38	CLEARED	C	5/19/2023
1010	5/18/2023	DEPOSIT	000001	REGULAR DAILY POST 5/18/2023	971.91	CLEARED	C	5/19/2023
1010	5/18/2023	DEPOSIT	000002	CREDIT CARD 5/18/2023	459.68	CLEARED	C	5/19/2023
1010	5/18/2023	DEPOSIT	000003	CREDIT CARD 5/18/2023	526.09	CLEARED	C	5/19/2023
1010	5/18/2023	DEPOSIT	000004	CREDIT CARD 5/18/2023	1,703.05	CLEARED	C	5/23/2023
1010	5/18/2023	DEPOSIT	000005	REGULAR DAILY POST 5/18/2023	3,834.16	CLEARED	C	5/19/2023
1010	5/19/2023	DEPOSIT		CREDIT CARD 5/19/2023	6,515.59	CLEARED	C	5/22/2023
1010	5/19/2023	DEPOSIT	000001	REGULAR DAILY POST 5/19/2023	360.77	CLEARED	C	5/22/2023
1010	5/19/2023	DEPOSIT	000002	CREDIT CARD 5/19/2023	2,497.79	CLEARED	C	5/22/2023
1010	5/19/2023	DEPOSIT	000003	CREDIT CARD 5/19/2023	1,301.05	CLEARED	C	5/22/2023
1010	5/19/2023	DEPOSIT	000004	CREDIT CARD 5/19/2023	2,643.35	CLEARED	C	5/24/2023
1010	5/19/2023	DEPOSIT	000005	REGULAR DAILY POST 5/19/2023	6,356.92	CLEARED	C	5/22/2023
1010	5/22/2023	DEPOSIT		CREDIT CARD 5/22/2023	12,606.49	CLEARED	C	5/23/2023
1010	5/22/2023	DEPOSIT	000001	REGULAR DAILY POST 5/22/2023	1,598.20	CLEARED	C	5/23/2023
1010	5/22/2023	DEPOSIT	000002	CREDIT CARD 5/22/2023	3,302.77	CLEARED	C	5/24/2023
1010	5/22/2023	DEPOSIT	000003	REGULAR DAILY POST 5/22/2023	519.49	CLEARED	C	5/24/2023
1010	5/22/2023	DEPOSIT	000004	CREDIT CARD 5/22/2023	5,915.47	CLEARED	C	5/24/2023
1010	5/22/2023	DEPOSIT	000005	REGULAR DAILY POST 5/22/2023	163.76	CLEARED	C	5/24/2023
1010	5/22/2023	DEPOSIT	000006	CREDIT CARD 5/22/2023	2,549.93	CLEARED	C	5/23/2023
1010	5/22/2023	DEPOSIT	000007	CREDIT CARD 5/22/2023	1,319.72	CLEARED	C	5/24/2023
1010	5/22/2023	DEPOSIT	000008	CREDIT CARD 5/22/2023	508.30	CLEARED	C	5/24/2023
1010	5/22/2023	DEPOSIT	000009	CREDIT CARD 5/22/2023	1,775.32	CLEARED	C	5/23/2023
1010	5/22/2023	DEPOSIT	000010	CREDIT CARD 5/22/2023	1,578.92	CLEARED	C	5/24/2023

COMPANY: 999 - POOLED CASH FUND
 ACCOUNT: 1010 CASH - POOLED
 TYPE: All
 STATUS: All
 FOLIO: All

CHECK DATE: 5/01/2023 THRU 5/31/2023
 CLEAR DATE: 0/00/0000 THRU 99/99/9999
 STATEMENT: 0/00/0000 THRU 99/99/9999
 VOIDED DATE: 0/00/0000 THRU 99/99/9999
 AMOUNT: 0.00 THRU 999,999,999.99
 CHECK NUMBER: 000000 THRU 999999

ACCOUNT	--DATE--	--TYPE--	NUMBER	-----DESCRIPTION-----	----AMOUNT----	STATUS	FOLIO	CLEAR DATE
DEPOSIT:								
1010	5/22/2023	DEPOSIT	000011	CREDIT CARD 5/22/2023	3,156.57	CLEARED	C	5/26/2023
1010	5/22/2023	DEPOSIT	000012	REGULAR DAILY POST 5/22/2023	37,555.31	CLEARED	C	5/23/2023
1010	5/23/2023	DEPOSIT		CREDIT CARD 5/23/2023	3,758.87	CLEARED	C	5/24/2023
1010	5/23/2023	DEPOSIT	000001	REGULAR DAILY POST 5/23/2023	684.70	CLEARED	C	5/24/2023
1010	5/23/2023	DEPOSIT	000002	CREDIT CARD 5/23/2023	4,760.25	CLEARED	C	5/24/2023
1010	5/23/2023	DEPOSIT	000003	CREDIT CARD 5/23/2023	915.06	CLEARED	C	5/26/2023
1010	5/23/2023	DEPOSIT	000004	REGULAR DAILY POST 5/23/2023	2,692.44	CLEARED	C	5/24/2023
1010	5/24/2023	DEPOSIT		CREDIT CARD 5/24/2023	2,011.41	CLEARED	C	5/25/2023
1010	5/24/2023	DEPOSIT	000001	CREDIT CARD 5/24/2023	1,130.18	CLEARED	C	5/25/2023
1010	5/24/2023	DEPOSIT	000002	CREDIT CARD 5/24/2023	599.93	CLEARED	C	5/25/2023
1010	5/24/2023	DEPOSIT	000003	CREDIT CARD 5/24/2023	311.34	CLEARED	C	5/26/2023
1010	5/24/2023	DEPOSIT	000004	REGULAR DAILY POST 5/24/2023	934.54	CLEARED	C	5/25/2023
1010	5/25/2023	DEPOSIT		CREDIT CARD 5/25/2023	1,240.81	CLEARED	C	5/26/2023
1010	5/25/2023	DEPOSIT	000001	REGULAR DAILY POST 5/25/2023	342.03	CLEARED	C	5/26/2023
1010	5/25/2023	DEPOSIT	000002	CREDIT CARD 5/25/2023	561.70	CLEARED	C	5/26/2023
1010	5/25/2023	DEPOSIT	000003	CREDIT CARD 5/25/2023	132.35	CLEARED	C	5/26/2023
1010	5/25/2023	DEPOSIT	000004	CREDIT CARD 5/25/2023	70.37	CLEARED	C	5/31/2023
1010	5/25/2023	DEPOSIT	000005	REGULAR DAILY POST 5/25/2023	250.00	CLEARED	C	5/26/2023
1010	5/26/2023	DEPOSIT		CREDIT CARD 5/26/2023	665.71	CLEARED	C	5/30/2023
1010	5/26/2023	DEPOSIT	000001	CREDIT CARD 5/26/2023	306.45	CLEARED	C	5/30/2023
1010	5/26/2023	DEPOSIT	000002	CREDIT CARD 5/26/2023	186.60	CLEARED	C	5/30/2023
1010	5/26/2023	DEPOSIT	000003	CREDIT CARD 5/26/2023	84.14	CLEARED	C	6/01/2023
1010	5/26/2023	DEPOSIT	000004	REGULAR DAILY POST 5/26/2023	2,072.40	CLEARED	C	5/26/2023
1010	5/30/2023	DEPOSIT		CREDIT CARD 5/30/2023	752.04	CLEARED	C	5/31/2023
1010	5/30/2023	DEPOSIT	000001	CREDIT CARD 5/30/2023	382.01	CLEARED	C	6/01/2023
1010	5/30/2023	DEPOSIT	000002	CREDIT CARD 5/30/2023	351.43	CLEARED	C	6/01/2023
1010	5/30/2023	DEPOSIT	000003	CREDIT CARD 5/30/2023	507.60	CLEARED	C	6/01/2023
1010	5/30/2023	DEPOSIT	000004	CREDIT CARD 5/30/2023	875.57	CLEARED	C	5/31/2023
1010	5/30/2023	DEPOSIT	000005	CREDIT CARD 5/30/2023	475.50	CLEARED	C	6/02/2023
1010	5/30/2023	DEPOSIT	000006	REGULAR DAILY POST 5/30/2023	1,821.59	CLEARED	C	5/31/2023
1010	5/31/2023	DEPOSIT		CREDIT CARD 5/31/2023	1,116.84	CLEARED	C	6/01/2023
1010	5/31/2023	DEPOSIT	000001	REGULAR DAILY POST 5/31/2023	200.00	CLEARED	C	6/01/2023
1010	5/31/2023	DEPOSIT	000002	CREDIT CARD 5/31/2023	435.90	CLEARED	C	6/01/2023
1010	5/31/2023	DEPOSIT	000003	CREDIT CARD 5/31/2023	516.75	CLEARED	C	6/01/2023
1010	5/31/2023	DEPOSIT	000004	CREDIT CARD 5/31/2023	92.94	CLEARED	C	6/01/2023
1010	5/31/2023	DEPOSIT	000005	DAILY PAYMENT POSTING - ADJ	168.38CR	CLEARED	U	5/31/2023
1010	5/31/2023	DEPOSIT	000006	DAILY PAYMENT POSTING	168.38	CLEARED	U	5/31/2023
1010	5/31/2023	DEPOSIT	000007	CREDIT CARD 5/31/2023	656.47	CLEARED	C	6/05/2023
1010	5/31/2023	DEPOSIT	000008	REGULAR DAILY POST 5/31/2023	931.43	CLEARED	C	6/01/2023
MISCELLANEOUS:								
1010	5/05/2023	MISC.		PAYROLL DIRECT DEPOSIT	32,454.59CR	CLEARED	P	5/05/2023
1010	5/09/2023	MISC.	050923	TRANSFER TO MM FUND 320	138,195.06CR	CLEARED	G	5/09/2023
1010	5/16/2023	MISC.		APRIL ACCOUNT ANALYSIS FEES	356.45	CLEARED	G	5/18/2023

COMPANY: 999 - POOLED CASH FUND
ACCOUNT: 1010 CASH - POOLED
TYPE: All
STATUS: All
FOLIO: All

CHECK DATE: 5/01/2023 THRU 5/31/2023
CLEAR DATE: 0/00/0000 THRU 99/99/9999
STATEMENT: 0/00/0000 THRU 99/99/9999
VOIDED DATE: 0/00/0000 THRU 99/99/9999
AMOUNT: 0.00 THRU 999,999,999.99
CHECK NUMBER: 000000 THRU 999999

ACCOUNT	--DATE--	--TYPE--	NUMBER	-----DESCRIPTION-----	----AMOUNT---	STATUS	FOLIO	CLEAR DATE

MISCELLANEOUS:								
1010	5/19/2023	MISC.		PAYROLL DIRECT DEPOSIT	32,145.08CR	CLEARED	P	5/19/2023

SERVICE CHARGE:								
1010	5/03/2023	SERV-CHG		MONTH CHASE FEES	3,296.55CR	CLEARED	G	5/03/2023
1010	5/03/2023	SERV-CHG	000001	APRIL CHASE FEES	412.16CR	CLEARED	G	5/03/2023
1010	5/05/2023	SERV-CHG		April AMX FEES	31.00CR	CLEARED	G	5/05/2023
1010	5/16/2023	SERV-CHG		APRIL ACCOUNT ANALYSIS FEES	356.45CR	CLEARED	G	5/18/2023
1010	5/16/2023	SERV-CHG	000001	APRIL ACCOUNT ANALYSIS FEES	356.55CR	CLEARED	G	5/16/2023
TOTALS FOR ACCOUNT 1010				CHECK	TOTAL:	211,776.83CR		
				DEPOSIT	TOTAL:	544,967.15		
				INTEREST	TOTAL:	0.00		
				MISCELLANEOUS	TOTAL:	202,438.28CR		
				SERVICE CHARGE	TOTAL:	4,452.71CR		
				EFT	TOTAL:	0.00		
				BANK-DRAFT	TOTAL:	26,550.49CR		
TOTALS FOR POOLED CASH FUND				CHECK	TOTAL:	211,776.83CR		
				DEPOSIT	TOTAL:	544,967.15		
				INTEREST	TOTAL:	0.00		
				MISCELLANEOUS	TOTAL:	202,438.28CR		
				SERVICE CHARGE	TOTAL:	4,452.71CR		
				EFT	TOTAL:	0.00		
				BANK-DRAFT	TOTAL:	26,550.49CR		



Hidden Valley Lake Community Services District


Projects Update Report

May/June 2023

Backup Power Reliability Project

- 5/9 Received Technical Memorandum from GHD
- 5/17 Received 60% design
- 5/19 Submitted comments to the 60% design
- 6/7 Reviewed comments to 60% design
- 6/8 Updated Expense tracking forecast spreadsheet

Expense Period	Request Date	Request Amount	NOP Amount	Warrant	Difference
Q3 2022	10/15/2022	\$370.62	\$250.14	01/31/2023	108 Days
Q4 2022	01/10/2023	\$2,240.97	\$1,512.45	02/14/2023	35 Days
Q1 2023	4/7/2023	\$3,397.21	\$2,292.81	05/05/2023	28 Days

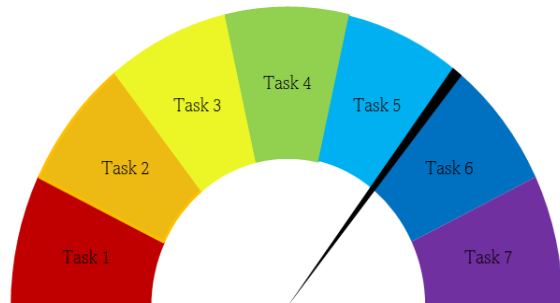


Generators



Design Status

- Task 1: Surveying
- Task 2: Soils Investigation
- Task 3: Utility Company Investigation
- Task 4: Environmental and Permitting Review
- Task 5: Basis of Design Technical Memorandum
- Task 6: Engineering Design Package
- Task 7: Bidding Support



Defensive Space and Ignition Resistant Construction Project

- 5/31 Received Technical Memorandum regarding project cost increase
- 6/1 Began potholing at Tank 4 site
- 6/2 Received 95% design
- 6/7 Requested feedback from SLCFD regarding Fuels Management Memo
- 6/7 Submitted OPCC to NHA Advisors
- 6/8 Submitted comments to 95% design documents
- 6/8 Updated Expense tracking forecast spreadsheet

Expense Period	Request Date	Request Amount	NOP Amount	Warrant	Difference
Q3 2022	10/06/2022	\$2,501.64	\$1,688.38	01/23/2023	109 Days
Q4 2022	01/10/2023	\$3,981.15	\$2,686.92	02/03/2023	24 Days
Q1 2023	04/10/2023	\$100,002.50	\$67,492.69	05/05/2023	25 Days



Design Status



- Task 1: Geotechnical and Survey Field Work
- Task 2: Geotechnical Report
- Task 3: 35% Engineering Design Package
- Task 4: 65% Engineering Design Package
- Task 5: 95% PS&E
- Task 6: CEQA Initial Study/Mitigated Negative Declarations

Water System Storage Reliability Project

- 5/11 New Plan of Study for DWSRF50924
- 5/12 100% Design PLANS received
- 5/12 RFP for CMI advertised
- 5/22 Submitted request for extension from 8/4/24 to 2/4/25
- 5/26 Developing Town Hall presentation
- 6/7 Submitted answers on RFP to 5 potential proposers
- 6/9 100% Design SPECIFICATIONS received

Expense Period	Request Date	Request Amount	NOP Amount	Warrant	Difference
Pre-Award	10/21/2022	\$19,076.17	\$12,876.41	12/02/2022	42 Days
Q3 2022	10/21/2022	\$4,350.45	\$2,936.55	12/02/2022	42 Days
Q4 2022	01/06/2023	\$15,995.73	\$10,594.62	01/23/2023	17 Days
Q1 2023	04/11/2023	\$64,128.44	\$43,286.70	05/05/2023	24 Days

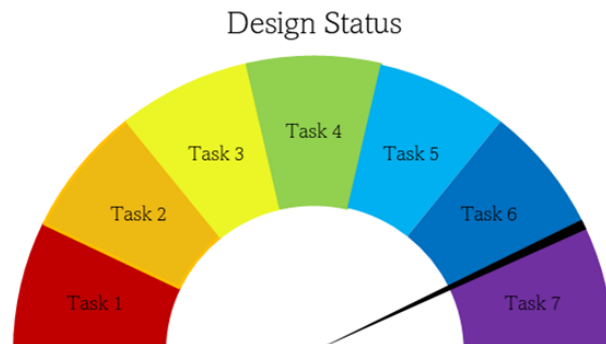


Close-up Unit 9 Tank



Unit 9 Tank

- Task 1: Project Kick-off Meeting
- Task 2: Geotechnical Report
- Task 3: Basis of Design Tech Memo
- Task 4: 35% Engineering Design Package
- Task 5: 60% Engineering Design Package
- Task 6: Final Engineering Design Package
- Task 7: Bidding Support



Water Distribution Reliability Project

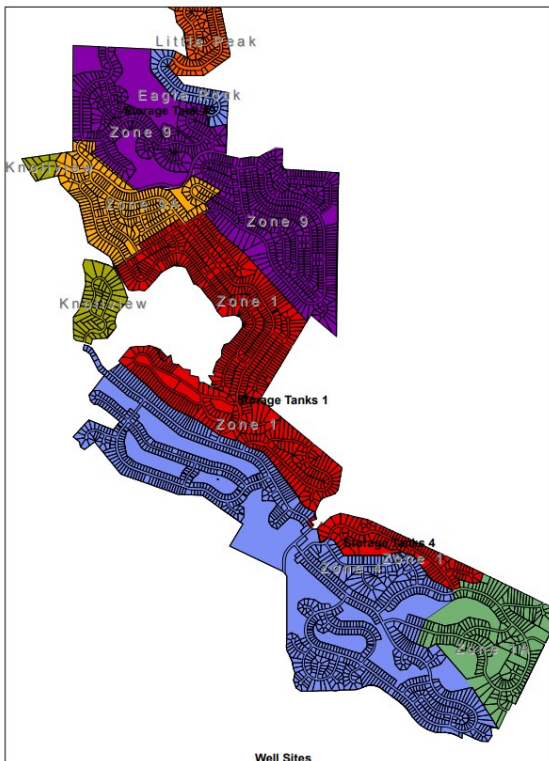
5/25 Condition Summary Technical Memorandum scheduled

5/26 Troubleshooting Arrow GNSS

5/31 Developing preventative maintenance SOP

6/8 Developing Water Loss Map

Expense Period	Request Date	Request Amount	NOP Amount	Warrant	Difference
Q4 2022	01/10/2023	\$1,450.49	\$978.95	02/14/2023	35 Days
Q1 2023	04/08/2023	\$34,543.03	\$23,313.44	05/05/2023	27 Days



Design Status

- Task 1: Kick-off Meeting, Field Review, and Topographic Survey
- Task 2: Geotechnical Study and Seismic Hazard Assessment
- Task 3: Environmental Investigations and Document Preparation
- Task 4: 30% Engineering Design Package
- Task 5: 65% Engineering Design Package
- Task 6: Benefit Cost Analysis
- Task 7: Final Project Reports and Memorandum





Other Project Updates

Advanced Metering Infrastructure (AMI) Project

- 5/24 Troubleshooting legacy handheld devices
- 5/31 Developing SOP for AMI Meter change
- 6/7 Planning radio troubleshooting
- 6/8 RMA sent

FLASHES Project

- 6/2 OCED response to concept paper, “discourage”
- New DOE OCED FOA 3045 offering \$.5M—\$5M

SCADA

- 5/23 Implementation plan meeting
- 5/30 Received preliminary project cost estimate
- 6/7 Submitted cost estimate to NHA Advisors

I & I

- 5/4 Submitted quarterly request for reimbursement
- 5/5 Final retainage check to contractor
- 6/1 Project closeout activities

Other Activities

- WaterWorth Scenario Development
- Brambles Design development
- Budget
- Newsletter