



**Hidden Valley Lake Community Services District  
Regular Board Meeting  
Tuesday, December 17, 2024 – 7:00 PM  
19400 Hartmann Road, Hidden Valley Lake, CA.**

**Attending Remotely:**

Director Metcalf  
685 Bancroft Ave  
San Leandro, CA 94577

- 1) CALL TO ORDER
  - 2) PLEDGE OF ALLEGIANCE
  - 3) ROLL CALL
  - 4) APPROVAL OF AGENDA
  - 5) OATH OF OFFICE OF NEWLY APPOINTED OFFICERS:  
Director Jim Freeman  
Director Jim Lieberman  
Director Sean Millerick  
Director Matthew Metcalf
  - 6) CLOSED SESSION: Conference with Legal Counsel – Existing litigation pursuant to paragraph (1) of subdivision (d) of Section 54956.9: *Armstrong vs Hidden Valley Lake Community Services District*; Lake County Superior Court (Case No. CV423629)  
  
Conference with Legal Counsel – Pending Litigation Pursuant to Government Code Section §54956.9(a) (McClory, McAllister and McKee vs. Hidden Valley Lake Community Services District Case No 424383)
- REPORTABLE ACTION:
- 7) DISCUSSION AND POSSIBLE ACTION: Accept the Hidden Valley Lake Community Services District Annual Financial Report for the Fiscal Year Ended June 30, 2024, and the Hidden Valley Lake Community Services District Single Audit For the Year Ended June 30, 2024
  - 8) CONSENT CALENDAR  
Matters listed under this item are considered routine and will be enacted by one Motion, in the form listed below. There will be no separate discussion of these items unless requested by a Member of the Board or the public prior to the time the Board votes on the Motion to adopt.
    - A. MINUTES: Approval of November 12, 2024, Finance Committee Meeting Minutes.
    - B. MINUTES: Approval of November 18, 2024, Emergency Preparedness Committee Meeting Minutes

- C. MINUTES: Approval of the November 18, 2024, Regular Board of Directors Meeting Minutes.
- D. DISBURSEMENTS: Check #003178- #003248 including drafts and payroll for a total of \$663,821.89.

**9) BOARD COMMITTEE REPORTS** (for information only, no action anticipated)

- Finance Committee
- Personnel Committee
- Emergency Preparedness Committee
- Lake Water Use Agreement-Ad Hoc Committee
- Trane Ad-Hoc Committee
- FLASHES Ad-Hoc Committee
- Valley Oaks Project Sub-Committee
- Brambles Ad-Hoc Committee

**10) BOARD LIST OF PRIORITIES:**

- Underground Infrastructure – Water Mainlines
- I&I
- SCADA
- Tank 9
- Generators
- Retention Basin Drainage

**11) STAFF REPORTS** (for information only, no action anticipated)

- Financial Report
- Administration/Customer Service Report
- ACWA Committee Updates
- Field Operations Report
- Projects Update
- General Managers Report

**12) DISCUSSION AND POSSIBLE ACTION:** Accept NBS Reserve Study Proposal and Authorize the General Manager to Execute a Professional Services Agreement with NBS to Provide a Reserve Fund Analysis Not to Exceed \$10,000

**13) DISCUSSION:** Lean Six Sigma

**14) PUBLIC COMMENT**

**15) BOARD MEMBER COMMENT**

**16) ADJOURN**

Public records are available upon request. Board Packets are posted on our website at [www.hvllcsd.org/meetings](http://www.hvllcsd.org/meetings) . In compliance to the Americans with Disabilities Act, if you need special accommodations to participate in or attend the meeting, please contact the District Office at 987-9201 at least 48 hours prior to the scheduled meeting.

Members of the public shall be given the opportunity to comment on each agenda item before the Governing Board acts on that item, G.C. 54953.3. All other comments will be taken under Public Comment.

**HIDDEN VALLEY LAKE  
COMMUNITY SERVICES DISTRICT,  
CALIFORNIA**

**FINANCIAL STATEMENTS  
TOGETHER WITH  
INDEPENDENT AUDITOR'S REPORT  
FOR THE YEAR ENDED  
JUNE 30, 2024**

**THIS PAGE INTENTIONALLY LEFT BLANK**



**HIDDEN VALLEY LAKE COMMUNITY SERVICES DISTRICT**  
**Annual Financial Report**  
**For the Year Ended June 30, 2024**

**Table of Contents**

	Page
<b>INTRODUCTORY SECTION</b>	
List of Officials .....	i
<b>FINANCIAL SECTION</b>	
Independent Auditor’s Report.....	1-3
Management’s Discussion and Analysis (Unaudited) .....	4-9
Basic Financial Statements:	
Government-Wide Financial Statements:	
Statement of Net Position .....	10
Statement of Activities.....	11
Fund Financial Statements:	
Proprietary Funds:	
Statement of Net Position.....	12-13
Statement of Revenues, Expenses and Changes in Net Position.....	14-15
Statement of Cash Flows .....	16-17
Notes to Basic Financial Statements .....	18-40
Required Supplementary Information (Unaudited):	
District Pension Plan – Schedule of Proportionate Share of the Net Pension Liability .....	41
District Pension Plan – Schedule of Contributions .....	42
District Pension Plan – Notes to District Pension Plan .....	43
District OPEB Plan – Schedule of Changes in the Net OPEB Liability and Related Ratios .....	44
District OPEB Plan – Notes to District OPEB Plan .....	45
Combining Fund Financial Statements:	
Combining Statement of Net Position – Sewer Operations .....	46-47
Combining Statement of Revenues, Expenses and Changes in Net Position – Sewer Operations .....	48-49
Combining Statement of Cash Flows – Sewer Operations.....	50-51
Combining Statement of Net Position – Water Operations.....	52-53
Combining Statement of Revenues, Expenses and Changes in Net Position – Water Operations .....	54-55
Combining Statement of Cash Flows – Water Operations.....	56-57

**THIS PAGE INTENTIONALLY LEFT BLANK**

---

## **INTRODUCTORY SECTION**

- **List of Officials**

**THIS PAGE INTENTIONALLY LEFT BLANK**

**HIDDEN VALLEY LAKE COMMUNITY SERVICES DISTRICT**

**List of Officials**

**For the Year Ended June 30, 2024**

**Board of Directors**

Sean Millerick	President
Jim Freeman	Vice President
Jim Lieberman	Director
Gary Graves	Director
Matt Metcalf	Director

**THIS PAGE INTENTIONALLY LEFT BLANK**

---

## **FINANCIAL SECTION**

- **Independent Auditor's Report**
- **Management's Discussion and Analysis**
- **Basic Financial Statements**
- **Required Supplementary Information**
- **Combining Fund Financial Statements**

**THIS PAGE INTENTIONALLY LEFT BLANK**



**INDEPENDENT AUDITOR'S REPORT**

To the Board of Directors  
Hidden Valley Lake Community Services District  
Hidden Valley Lake, California

**Report on the Audit of the Financial Statements****Opinions**

We have audited the accompanying financial statements of the business-type activities and each major fund of Hidden Valley Lake Community Services District, California (District), as of and for the year ended June 30, 2024, and the related notes to the financial statements, which collectively comprise the District's basic financial statements as listed in the table of contents.

In our opinion, the financial statements referred to above present fairly, in all material respects, the respective financial position of the business-type activities and each major fund of the District as of June 30, 2024, and the respective changes in financial position, and cash flows thereof for the year then ended in accordance with accounting principles generally accepted in the United States of America.

**Basis for Opinions**

We conducted our audit in accordance with auditing standards generally accepted in the United States of America and the standards applicable to financial audits contained in Government Auditing Standards, issued by the Comptroller General of the United States. Our responsibilities under those standards are further described in the Auditor's Responsibilities for the Audit of the Financial Statements section of our report. We are required to be independent of the District and to meet our other ethical responsibilities, in accordance with the relevant ethical requirements relating to our audit. We believe that the audit evidence we have obtained is sufficient and appropriate to provide a basis for our audit opinions.

**Responsibilities of Management for the Financial Statements**

Management is responsible for the preparation and fair presentation of the financial statements in accordance with accounting principles generally accepted in the United States of America, and for the design, implementation, and maintenance of internal control relevant to the preparation and fair presentation of financial statements that are free from material misstatement, whether due to fraud or error.

In preparing the financial statements, management is required to evaluate whether there are conditions or events, considered in the aggregate, that raise substantial doubt about the District's ability to continue as a going concern for twelve months beyond the financial statement date, including any currently known information that may raise substantial doubt shortly thereafter.

To the Board of Directors  
Hidden Valley Lake Community Services District  
Hidden Valley Lake, California

### **Auditor's Responsibilities for the Audit of the Financial Statements**

Our objectives are to obtain reasonable assurance about whether the financial statements as a whole are free from material misstatement, whether due to fraud or error, and to issue an auditor's report that includes our opinions. Reasonable assurance is a high level of assurance but is not absolute assurance and therefore is not a guarantee that an audit conducted in accordance with generally accepted auditing standards and Government Auditing Standards will always detect a material misstatement when it exists. The risk of not detecting a material misstatement resulting from fraud is higher than for one resulting from error, as fraud may involve collusion, forgery, intentional omissions, misrepresentations, or the override of internal control. Misstatements are considered material if there is a substantial likelihood that, individually or in the aggregate, they would influence the judgment made by a reasonable user based on the financial statements.

In performing an audit in accordance with generally accepted auditing standards and Government Auditing Standards, we:

- Exercise professional judgment and maintain professional skepticism throughout the audit.
- Identify and assess the risks of material misstatement of the financial statements, whether due to fraud or error, and design and perform audit procedures responsive to those risks. Such procedures include examining, on a test basis, evidence regarding the amounts and disclosures in the financial statements.
- Obtain an understanding of internal control relevant to the audit in order to design audit procedures that are appropriate in the circumstances, but not for the purpose of expressing an opinion on the effectiveness of the District's internal control. Accordingly, no such opinion is expressed.
- Evaluate the appropriateness of accounting policies used and the reasonableness of significant accounting estimates made by management, as well as evaluate the overall presentation of the financial statements.
- Conclude whether, in our judgment, there are conditions or events, considered in the aggregate, that raise substantial doubt about the District's ability to continue as a going concern for a reasonable period of time.

We are required to communicate with those charged with governance regarding, among other matters, the planned scope and timing of the audit, significant audit findings, and certain internal control-related matters that we identified during the audit.

To the Board of Directors  
Hidden Valley Lake Community Services District  
Hidden Valley Lake, California

### **Required Supplementary Information**

Accounting principles generally accepted in the United States of America require that the management's discussion and analysis as listed in the table of contents be presented to supplement the basic financial statements. Such information is the responsibility of management and, although not a part of the basic financial statements, is required by the Governmental Accounting Standards Board who considers it to be an essential part of financial reporting for placing the basic financial statements in an appropriate operational, economic, or historical context. We have applied certain limited procedures to the required supplementary information in accordance with auditing standards generally accepted in the United States of America, which consisted of inquiries of management about the methods of preparing the information and comparing the information for consistency with management's responses to our inquiries, the basic financial statements, and other knowledge we obtained during our audit of the basic financial statements. We do not express an opinion or provide any assurance on the information because the limited procedures do not provide us with sufficient evidence to express an opinion or provide any assurance.

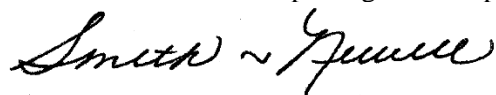
### **Other Information**

Management is responsible for the other information included in the annual report. The other information comprises the introductory section and combining fund financial statements but does not include the basic financial statements and our auditor's report thereon. Our opinions on the basic financial statements do not cover the other information, and we do not express an opinion or any form of assurance thereon.

In connection with our audit of the basic financial statements, our responsibility is to read the other information and consider whether a material inconsistency exists between the other information and the basic financial statements, or the other information otherwise appears to be materially misstated. If, based on the work performed, we conclude that an uncorrected material misstatement of the other information exists, we are required to describe it in our report.

### **Other Reporting Required by Government Auditing Standards**

In accordance with Government Auditing Standards, we have also issued our report dated December 3, 2024, on our consideration of the District's internal control over financial reporting and on our tests of its compliance with certain provisions of laws, regulations, contracts, and grant agreements and other matters. The purpose of that report is solely to describe the scope of our testing of internal control over financial reporting and compliance and the results of that testing, and not to provide an opinion on the effectiveness of the District's internal control over financial reporting or on compliance. That report is an integral part of an audit performed in accordance with Government Auditing Standards in considering the District's internal control over financial reporting and compliance.



Smith & Newell CPAs  
Yuba City, California  
December 3, 2024

**THIS PAGE INTENTIONALLY LEFT BLANK**

---

**Management's Discussion and Analysis  
(Unaudited)**

**THIS PAGE INTENTIONALLY LEFT BLANK**

**HIDDEN VALLEY LAKE COMMUNITY SERVICES DISTRICT  
MANAGEMENT’S DISCUSSION AND ANALYSIS  
FOR THE YEAR ENDED JUNE 30, 2024**

**Introduction**

The following Management’s Discussion and Analysis (MD&A) provides an overview of the Hidden Valley Lake Community Services District’s (District) financial activities and performance for the fiscal year ended June 30, 2024.

This MD&A will (1) focus on significant financial issues, (2) provide an overview of the District’s financial activity, (3) identify changes in the District’s financial position, (4) identify any individual fund issues or concerns, and (5) provide descriptions of significant asset and debt activity. Readers are encouraged to consider the information presented here in conjunction with the Annual Financial Statements.

This information is intended to provide a comprehensive understanding of the District’s operations and financial standing. The annual report consists of a series of basic financial statements and notes on those statements. These statements are organized so the reader can understand the District as an entire operating entity. The statements provide an increasingly detailed look at specific financial activities.

**Financial Highlights**

Key financial highlights for the fiscal year ended June 30, 2024, were as follows:

- The Statement of Net Position indicates that total assets and deferred outflows of resources exceeded total liabilities and deferred inflows of resources by \$7,121,461. Unrestricted net position represents \$3,394,469 and net investment in capital assets had a change of \$2,188,265 over 2023. The remaining restricted amounts for debt Service are \$1,263,177 and \$2,803,135 for capital facilities.
- Total net position increased \$2,762,300 63% in fiscal year 2023/24 compared to a 35% increase, in fiscal year 2022/23.
- Total assets increased 70% from \$11,730,132 in fiscal year 2022/23 to \$19,938,669 mainly due to the capital improvement projects of water tanks, two generators, multiple pump replacements and installation of an additional 655 new automated water meters and remaining inventory.
- The District recorded deferred outflows of resources at \$1,005,818 a decrease of \$17,636 (2%) and deferred inflows of resources at \$882,076, a decrease of \$141,032 (14%), which record the different components required by GASB 68 and GASB 75 for pension and OPEB accounting and reporting. Deferred outflows of resources are technically not assets but increase net position similar to an asset and deferred inflows of resources are technically not liabilities but decrease net position similar to liabilities. See Note 1N on page 22 in the “Notes to Basic Financial Statements” for a definition of deferred outflows and inflows of resources.
- Total liabilities increased 76% from \$7,371,317 in fiscal year 2022/23 to \$12,940,950 in fiscal year 2023/24. Current liabilities increased by \$290,648 from \$575,212 to \$865,860 mainly due to accounts payable. Non-current liabilities increased \$5,275,985 from \$6,796,105 to \$12,075,090 mainly due to the purchase of the Water Revenue Bond 2023A.
- Total operating revenues increased by \$620,252 (11%) in line with the projections of the 5-year NBS rate study.
- Total operating expenses increased by \$270,979 (6%) from fiscal year 2022/23.

**HIDDEN VALLEY LAKE COMMUNITY SERVICES DISTRICT  
MANAGEMENT’S DISCUSSION AND ANALYSIS  
FOR THE YEAR ENDED JUNE 30, 2024**

**Overview of the Financial Statements**

The financial section of this report consists of six parts.

- Independent Auditor's Report
- Management’s Discussion and Analysis (Unaudited)
- Basic Financial Statements, which include Government-Wide Financial Statements and Fund Financial Statements
- Notes to Basic Financial Statements
- Required Supplementary Information (Unaudited)
- Supplementary Information, which includes Combining Fund Statements

The Statement of Net Position and Statement of Revenues, Expenses and Changes in Net Position provide information about the activities of the District, presenting an aggregate view of the District’s finances. The basic financial statements also include notes explaining pertinent information in the financial statements and provide more detailed data.

The Basic Financial Statements for the District are presented as "Government-Wide" and Proprietary or Enterprise fund financial statements. The chart below provides an overview of the major features of the financial statements.

<b>Chart A</b>		
<b>Major Features of Hidden Valley Lake Community Services District Government-wide and Fund Financial Statements</b>		
	<b>Government-Wide Statements</b>	<b>Fund Statements</b>
		<b>Proprietary Funds</b>
<b>Scope</b>	Entire District government	Activities the District water and wastewater systems operated similar to private businesses.
<b>Required financial statements</b>	Statement of net position  Statement of activities	Statement of net position  Statement of revenues expenses, and changes in net position  Statement of cash flows
<b>Accounting basis and measurement focus</b>	Accrual accounting and economic resources focus	Accrual accounting and economic resources focus
<b>Type of asset/liability information</b>	All assets and liabilities, both financial and capital, and short-term and long-term	All assets and liabilities, both financial and capital, and short-term and long-term
<b>Type of inflow/outflow information</b>	All revenues and expenses during year, regardless of when cash is received or paid	All revenues and expenses during year, regardless of when cash is received or paid

**Financial Statements and Notes**

The government-wide financial statements are designed to provide readers with a broad overview of the District's finances, in a manner similar to a private sector business.

A "fund" is a group of related accounts that are used to maintain control over resources that have been segregated for specific activities or objectives. The District, like other local governments, uses fund accounting to ensure and demonstrate compliance with finance-related legal requirements.



**HIDDEN VALLEY LAKE COMMUNITY SERVICES DISTRICT  
MANAGEMENT'S DISCUSSION AND ANALYSIS  
FOR THE YEAR ENDED JUNE 30, 2024**

The District has two proprietary funds: Sewer Operations and Water Operations. Proprietary funds distinguish operating revenues and expenses from non-operating items.

The notes provide additional information that is essential to fully understanding the data provided in the financial statements. Below are summaries and comparisons of the fund financial statements.

**Net Position**

**Table 1  
Summary of Net Position  
June 30, 2024 and 2023**

	<b>Enterprise Funds</b>			
	<b>2024</b>	<b>2023</b>	<b>Dollar Change</b>	<b>Percent Change</b>
<b>Assets</b>				
Current and other assets	\$ 11,504,639	\$ 5,598,497	\$ 5,906,142	105%
Non current assets	8,434,030	6,131,635	2,302,395	38%
Total Assets	<u>19,938,669</u>	<u>11,730,132</u>	<u>8,208,537</u>	<u>70%</u>
<b>Deferred Outflows of Resources</b>				
Deferred pension adjustments	813,172	804,304	8,868	1%
Deferred OPEB adjustments	192,646	219,150	(26,504)	-12%
Total Deferred Outflows of Resources	<u>1,005,818</u>	<u>1,023,454</u>	<u>(17,636)</u>	<u>-2%</u>
<b>Liabilities</b>				
Current liabilities	865,860	575,212	290,648	51%
Noncurrent liabilities	12,075,090	6,796,105	5,278,985	78%
Total Liabilities	<u>12,940,950</u>	<u>7,371,317</u>	<u>5,569,633</u>	<u>76%</u>
<b>Deferred Inflows of Resources</b>				
Deferred pension adjustments	88,128	124,364	(36,236)	-29%
Deferred OPEB adjustments	793,948	898,744	(104,796)	-12%
Total Deferred Inflows of Resources	<u>882,076</u>	<u>1,023,108</u>	<u>(141,032)</u>	<u>-14%</u>
<b>Net Position</b>				
Net investment in capital assets Restricted	(339,320)	1,848,945	(2,188,265)	-118%
Debt Service	1,263,177	1,029,901	233,276	23%
Capital Facilities	2,803,135	1,865,235	937,900	50%
Unrestricted	3,394,469	(384,920)	3,779,389	-982%
Total Net Position	<u>\$ 7,121,461</u>	<u>\$ 4,359,161</u>	<u>\$ 2,762,300</u>	<u>63%</u>

Net position increased by \$2,762,300 (63%) in fiscal year 2023/24 as described below:

- Total assets increased by \$8,208,537 (70%) due to ongoing water supply infrastructure improvements of automated water meters, water tanks, generators and vehicle purchases.
- Deferred outflows of resources decreased by \$17,636. Deferred Pension had a slight increase over 2023 of \$8,868 while Deferred OPEB adjustments decreased by \$26,504.
- Current liabilities (obligations due within 12 months) increased by \$290,648 (47%) due to accounts payables.

**HIDDEN VALLEY LAKE COMMUNITY SERVICES DISTRICT  
MANAGEMENT’S DISCUSSION AND ANALYSIS  
FOR THE YEAR ENDED JUNE 30, 2024**

- Non-current (long-term) liabilities increased by \$5,278,985 (78%). Due to the purchase of the \$5M Water Bond 2023A necessary to fund the Reliable Water Supply (RWS) Capital Improvement Projects (CIP) listed in the first bullet point. Long-term liabilities are reduced each year as each series on the outstanding debt principal amounts are paid back to the bondholders. Additional information can be found starting on page 28, Note 6 Long-Term Liabilities.
- There was a decrease of \$141,032 (14%) in deferred inflows or resources. See Note 9 Pension Plan and Note 10 Other Postemployment Benefits (OPEB) pages 32 – 39.
- The largest portion of the District's net position reflects its investment in capital assets (e.g. land, sewer and water lines and improvements, buildings, machinery, equipment, vehicles) net of outstanding debt. The District uses these capital assets to provide services for the residents and businesses in its service area.
- Although the District's investment in its capital assets is reported net of debt, it should be noted that the resources needed to repay this debt must be provided from other sources since the capital assets themselves cannot be used or sold to liquidate District liabilities. The remaining balance of the unrestricted net position may be used to meet the District's ongoing obligations to its customers and creditors. The net position also included restricted assets required by various debt agreements restricting revenues pledged to repay debt and restricted assets for capital facilities.

**Revenues, Expenses, and Change in Net Position Statement Analysis**

Table 2  
Summary of Changes in Net Position  
Statement of Revenues, Expenses and Changes in Net Position  
For the Fiscal Years Ended June 30, 2024 and 2023

	Enterprise Funds			
	2024	2023	Dollar	Percent
<b>Operating Revenues</b>				
Charges for Services	\$ 5,432,027	\$ 5,016,402	\$ 415,625	8%
Assessments	263,012	258,177	4,835	2%
Permits and Inspections	21,807	47,565	(25,758)	-54%
Miscellaneous	406,338	180,788	225,550	125%
Total Operating Revenues	<u>6,123,184</u>	<u>5,502,932</u>	<u>620,252</u>	<u>11%</u>
<b>Operating Expenses</b>				
Sewer	2,454,907	2,278,135	176,772	8%
Water	2,614,531	2,513,898	100,633	4%
Flood	209	6,635	(6,426)	-97%
Total Operating Expenses	<u>5,069,647</u>	<u>4,798,668</u>	<u>270,979</u>	<u>6%</u>
Operating Income (Loss)	<u>1,053,537</u>	<u>704,264</u>	<u>349,273</u>	<u>50%</u>
<b>Non-Operating Revenues (Expenses)</b>				
Interest Income	112,827	21,371	91,456	428%
Intergovernmental	1,840,914	527,463	1,313,451	249%
Gain on sale of assets	-	16,098	(16,098)	-100%
Debt Interest	(290,121)	(142,756)	(147,365)	103%
Costs of Issuance	(200,127)	-	(200,127)	100%
Total Non-Operating Revenues (Expenses)	<u>1,463,493</u>	<u>422,176</u>	<u>1,041,317</u>	<u>247%</u>
<b>Income (Loss) Before Transfers</b>	2,517,030	1,126,440	1,390,590	123%
Transfers In	209	6,635	(6,426)	-97%
Transfers Out	(209)	(6,635)	6,426	100%
<b>Change in Net Position</b>	2,517,030	1,126,440	1,390,590	123%
<b>Net Position - Beginning of Year</b>	4,359,161	3,232,721	1,126,440	35%
Prior Period Adjustment	245,270	-	245,270	100%
<b>Net Position - End of Year</b>	<u>\$ 7,121,461</u>	<u>\$ 4,359,161</u>	<u>\$ 2,762,300</u>	<u>63%</u>

**HIDDEN VALLEY LAKE COMMUNITY SERVICES DISTRICT  
MANAGEMENT’S DISCUSSION AND ANALYSIS  
FOR THE YEAR ENDED JUNE 30, 2024**

The statement of revenues, expenses, and changes in net position reflects the District's operating and non-operating revenues by major sources, operating and non-operating expenses by categories and capital contributions.

The District's \$2,772,565 (64%) change in net position during fiscal year 2023/24 was characterized as follows:

- Total operating revenues increased by \$620,252 (11%) mainly due to increases in the Sewer and Water service charges allocated for future Capital Projects. Assessments collected from the County of Lake to repay the Sewer Bond. Permits and Inspection revenues decreased for the second year in a row due to the halt in housing construction.
- Inflation was a driving factor in the 6% increase in operating expenses.
- Non-operating revenues increased 247% mainly due to the Intergovernmental revenues provided by FEMA on multiple projects.

**Capital Asset Administration**

**Table 3  
Capital Assets (Net of Depreciation)  
June 30, 2024 and 2023**

	<b>Business-Type Activities</b>			
	<b>2024</b>	<b>2023</b>	<b>Dollar Change</b>	<b>Percent Change</b>
Land (not depreciated)	\$ 607,918	\$ 607,918	\$ -	0%
Construction in progress	2,362,236	-	2,362,236	100%
Structures and improvements	1,579,134	1,687,715	(108,581)	-6%
Equipment, vehicles and machinery	970,434	693,695	276,739	40%
Right to use leased equipment	4,573	8,493	(3,920)	0%
Infrastructure	2,928,671	3,014,014	(85,343)	-3%
<b>Total</b>	<b>\$ 8,452,966</b>	<b>\$ 6,011,835</b>	<b>\$ 2,441,131</b>	<b>41%</b>

The District’s net capital assets increased 41% from \$6,011,835 to \$8,452,966 for the year ended June 30, 2024. The total increase of \$2,441,131 is due to water infrastructure replacements. Details of the capital asset activities can be found on page 27, Note 4.

**HIDDEN VALLEY LAKE COMMUNITY SERVICES DISTRICT  
MANAGEMENT’S DISCUSSION AND ANALYSIS  
FOR THE YEAR ENDED JUNE 30, 2024**

**Debt Administration**

**Table 4  
Outstanding Long-Term Liabilities and Debt (net of debt discounts/premiums)  
June 30, 2024 and 2023**

	<b>Business-Type Activities</b>			
	<b>2024</b>	<b>2023</b>	<b>Dollar Change</b>	<b>Percent Change</b>
<b>Liabilities</b>				
Compensated Absences	\$ 36,174	\$ 37,464	\$ (1,290)	-3%
<b>Total Liabilities</b>	<b>36,174</b>	<b>37,464</b>	<b>(1,290)</b>	<b>-3%</b>
<b>Debt</b>				
Bonds	7,200,151	2,426,371	4,773,780	197%
Loans	1,141,551	1,263,511	(121,960)	-10%
Certificates of Participation	446,000	464,500	(18,500)	-4%
Leases	4,584	8,508	(3,924)	0%
<b>Total Debt</b>	<b>8,792,286</b>	<b>4,162,890</b>	<b>4,629,396</b>	<b>111%</b>
<b>Total Long-Term Liabilities and Debt</b>	<b>\$ 8,828,460</b>	<b>\$ 4,200,354</b>	<b>\$ 4,628,106</b>	<b>110%</b>

The District’s long-term debt funds the infrastructure of water lines, sewer lines, pump stations and processing plant. At the year end June 30, 2024, the long-term debt increased 110% from \$4,200,354 to \$8,828,460 due to the \$5M Water Revenue Bond 2023A that will fund multiple capital improvement projects including tank replacements, generators and the installation of residential automated water meters. Details of the debt outstanding can be found on page 28, Note 6.

**Economic Factors and Next Year’s Budget**

By making water reliability a priority, two key milestones of fiscal year 23/24 continue to keep improvements on track: (1) Federal Grant funding for infrastructure improvements, and (2) the Water Revenue Bond. This significant financial assistance helps to keep the cost of service reasonable for ratepayers. This trend is expected to continue through available funding at both the state and federal level. The economic impact has been substantial pertaining to capital project expenses the past few years. In January 2025 the district will embark in a rate study process for implementation on July 1, 2025. Rate studies are imperative to the financial stability of the District and fairness to ratepayers.

**Requests for Information**

This financial report is designed to provide ratepayers, taxpayers, investors and creditors with a general overview of the District's finances and to demonstrate the District's accountability for the money it receives. If you have any questions about this report or need additional financial information, please contact Dennis White, General Manager, Hidden Valley Lake Community Services District, 19400 Hartmann Road, Hidden Valley Lake, CA 95467, 707-987-9201, [dwhite@hvlcsd.org](mailto:dwhite@hvlcsd.org).

---

## **Basic Financial Statements**

- **Government-Wide Financial Statements**

**THIS PAGE INTENTIONALLY LEFT BLANK**

**HIDDEN VALLEY LAKE COMMUNITY SERVICES DISTRICT**  
**Statement of Net Position**  
**June 30, 2024**

	<u>Business-Type Activities</u>
<b>ASSETS</b>	
Cash and investments	\$ 5,254,508
Investments with fiscal agent	3,687,524
Receivables:	
Accounts (net of allowance)	665,497
Assessments	52,330
Delinquent assessments	318,867
Interest	7,559
Intergovernmental	1,046,252
Prepaid costs	88,830
Inventory	304,698
Restricted cash and investments	59,638
Capital assets:	
Non-depreciable	2,970,154
Depreciable, net	5,482,812
Total capital assets	<u>8,452,966</u>
<b>Total Assets</b>	<u>19,938,669</u>
<b>DEFERRED OUTFLOWS OF RESOURCES</b>	
Deferred pension adjustments	813,172
Deferred OPEB adjustments	<u>192,646</u>
<b>Total Deferred Outflows of Resources</b>	<u>1,005,818</u>
<b>LIABILITIES</b>	
Accounts payable	607,325
Salaries and benefits payable	30,197
Retention payable	78,574
Interest payable	149,764
Long-term liabilities:	
Due within one year	412,377
Due in more than one year	8,416,083
Net pension liability	2,016,426
Net OPEB liability	<u>1,230,204</u>
<b>Total Liabilities</b>	<u>12,940,950</u>
<b>DEFERRED INFLOWS OF RESOURCES</b>	
Deferred pension adjustments	88,128
Deferred OPEB adjustments	<u>793,948</u>
<b>Total Deferred Inflows of Resources</b>	<u>882,076</u>
<b>NET POSITION</b>	
Net investment in capital assets	(339,320)
Restricted for debt service	1,263,177
Restricted for capital facilities	2,803,135
Unrestricted	<u>3,394,469</u>
<b>Total Net Position</b>	<u>\$ 7,121,461</u>

The notes to the basic financial statements are an integral part of this statement.





---

## **Basic Financial Statements**

- **Fund Financial Statements**

**THIS PAGE INTENTIONALLY LEFT BLANK**

**THIS PAGE INTENTIONALLY LEFT BLANK**

**HIDDEN VALLEY LAKE COMMUNITY SERVICES DISTRICT**  
**Statement of Net Position**  
**Enterprise Funds**  
**June 30, 2024**

	<b>Major Funds</b>		<b>Nonmajor</b>	<b>Totals</b>
	<b>Sewer Operations</b>	<b>Water Operations</b>	<b>Flood Control</b>	
<b>ASSETS</b>				
Current Assets:				
Cash and investments	\$ 1,799,317	\$ 3,455,191	\$ -	\$ 5,254,508
Investments with fiscal agent	150,396	3,537,128	-	3,687,524
Receivables:				
Accounts (net of allowance)	222,784	442,713	-	665,497
Assessments	52,330	-	-	52,330
Interest	3,867	3,692	-	7,559
Intergovernmental	-	1,046,252	-	1,046,252
Prepaid costs	44,415	44,415	-	88,830
Inventory	19,315	285,383	-	304,698
<b>Total Current Assets</b>	<b>2,292,424</b>	<b>8,814,774</b>	<b>-</b>	<b>11,107,198</b>
Noncurrent Assets:				
Restricted cash and investments	-	59,638	-	59,638
Delinquent assessments receivable	318,867	-	-	318,867
Capital assets:				
Non-depreciable	585,464	2,384,690	-	2,970,154
Depreciable, net	2,095,268	3,387,544	-	5,482,812
Total capital assets	<u>2,680,732</u>	<u>5,772,234</u>	<u>-</u>	<u>8,452,966</u>
<b>Total Noncurrent Assets</b>	<b>2,999,599</b>	<b>5,831,872</b>	<b>-</b>	<b>8,831,471</b>
<b>Total Assets</b>	<b>5,292,023</b>	<b>14,646,646</b>	<b>-</b>	<b>19,938,669</b>
<b>DEFERRED OUTFLOWS OF RESOURCES</b>				
Deferred pension adjustments	406,586	406,586	-	813,172
Deferred OPEB adjustments	96,323	96,323	-	192,646
<b>Total Deferred Outflows of Resources</b>	<b>502,909</b>	<b>502,909</b>	<b>-</b>	<b>1,005,818</b>
<b>LIABILITIES</b>				
Current Liabilities:				
Accounts payable	57,572	549,753	-	607,325
Salaries and benefits payable	15,011	15,186	-	30,197
Retention payable	-	78,574	-	78,574
Interest payable	30,489	119,275	-	149,764
Compensated absences	14,182	14,182	-	28,364
Right-to-use lease payable	1,962	1,962	-	3,924
Bonds payable	215,263	19,622	-	234,885
Loans payable	-	126,204	-	126,204
Certificates of participation	19,000	-	-	19,000
<b>Total Current Liabilities</b>	<b>353,479</b>	<b>924,758</b>	<b>-</b>	<b>1,278,237</b>

The notes to the basic financial statements are an integral part of this statement.

Continued (Page 1 of 2)

**HIDDEN VALLEY LAKE COMMUNITY SERVICES DISTRICT**  
**Statement of Net Position**  
**Enterprise Funds**  
**June 30, 2024**

	<b>Major Funds</b>		<b>Nonmajor</b>	<b>Totals</b>
	<b>Sewer Operations</b>	<b>Water Operations</b>	<b>Flood Control</b>	
<b>LIABILITIES (CONTINUED)</b>				
Noncurrent Liabilities:				
Compensated absences	3,905	3,905	-	7,810
Right-to-use lease payable	330	330	-	660
Bonds payable	2,002,844	4,962,422	-	6,965,266
Loans payable	-	1,015,347	-	1,015,347
Certificates of participation	427,000	-	-	427,000
Net pension liability	1,008,213	1,008,213	-	2,016,426
Net OPEB liability	615,102	615,102	-	1,230,204
<b>Total Noncurrent Liabilities</b>	<b>4,057,394</b>	<b>7,605,319</b>	<b>-</b>	<b>11,662,713</b>
<b>Total Liabilities</b>	<b>4,410,873</b>	<b>8,530,077</b>	<b>-</b>	<b>12,940,950</b>
<b>DEFERRED INFLOWS OF RESOURCES</b>				
Deferred pension adjustments	44,064	44,064	-	88,128
Deferred OPEB adjustments	396,974	396,974	-	793,948
<b>Total Deferred Inflows of Resources</b>	<b>441,038</b>	<b>441,038</b>	<b>-</b>	<b>882,076</b>
<b>NET POSITION</b>				
Net investment in capital assets	14,333	(353,653)	-	(339,320)
Restricted for debt service	1,076,701	186,476	-	1,263,177
Restricted for capital facilities	227,245	2,575,890	-	2,803,135
Unrestricted	(375,258)	3,769,727	-	3,394,469
<b>Total Net Position</b>	<b>\$ 943,021</b>	<b>\$ 6,178,440</b>	<b>\$ -</b>	<b>\$ 7,121,461</b>

The notes to the basic financial statements are an integral part of this statement.

Continued (Page 2 of 2)

**HIDDEN VALLEY LAKE COMMUNITY SERVICES DISTRICT**

**Statement of Revenues, Expenses**

**and Changes in Net Position**

**Enterprise Funds**

**For the Year Ended June 30, 2024**

	Major Funds		Nonmajor	Totals
	Sewer Operations	Water Operations	Flood Control	
<b>OPERATING REVENUES</b>				
Assessments	\$ 263,012	\$ -	\$ -	\$ 263,012
Permits and inspections	21,807	-	-	21,807
Charges for services	2,153,545	3,278,482	-	5,432,027
Miscellaneous	324,228	82,110	-	406,338
<b>Total Operating Revenues</b>	<b>2,762,592</b>	<b>3,360,592</b>	<b>-</b>	<b>6,123,184</b>
<b>OPERATING EXPENSES</b>				
Salaries and benefits	1,048,974	1,020,978	-	2,069,952
Insurance	176,289	151,289	-	327,578
Office expenses	39,791	39,768	-	79,559
Continuing education	4,371	5,645	-	10,016
Dues and subscriptions	16,400	35,060	-	51,460
Postage	8,861	9,077	-	17,938
Repairs and maintenance	237,798	223,615	-	461,413
Gas, fuel and oil	17,297	17,275	-	34,572
Supplies	83,118	8,703	-	91,821
Professional services	194,466	140,033	-	334,499
Rents and leases	2,419	6,070	-	8,489
Travel	12,831	13,433	-	26,264
Telephone	21,027	20,695	-	41,722
Power	147,088	231,454	209	378,751
Other utilities	3,608	3,608	-	7,216
Depreciation	260,672	205,399	-	466,071
Other operating	1,827	9,689	-	11,516
Office and safety equipment	4,243	4,243	-	8,486
Director's compensation	3,230	3,229	-	6,459
Environmental monitoring	53,929	14,555	-	68,484
Water conservation	-	5,219	-	5,219
Water rights	-	695	-	695
Disaster mitigation	78,664	78,664	-	157,328
Reliable water supply	-	352,665	-	352,665
Regulatory compliance	12,119	-	-	12,119
Annual operating fees	25,885	13,470	-	39,355
<b>Total Operating Expenses</b>	<b>2,454,907</b>	<b>2,614,531</b>	<b>209</b>	<b>5,069,647</b>
<b>Operating Income (Loss)</b>	<b>307,685</b>	<b>746,061</b>	<b>(209)</b>	<b>1,053,537</b>
<b>NON-OPERATING REVENUES (EXPENSES)</b>				
Interest income	24,578	88,249	-	112,827
Intergovernmental revenues	(3,564)	1,844,478	-	1,840,914
Interest expense	(92,768)	(197,353)	-	(290,121)
Costs of issuance	-	(200,127)	-	(200,127)
<b>Total Non-Operating Revenues (Expenses)</b>	<b>(71,754)</b>	<b>1,535,247</b>	<b>-</b>	<b>1,463,493</b>
<b>Income (Loss) Before Transfers</b>	<b>235,931</b>	<b>2,281,308</b>	<b>(209)</b>	<b>2,517,030</b>

The notes to the basic financial statements are an integral part of this statement.

Continued (Page 1 of 2)

**HIDDEN VALLEY LAKE COMMUNITY SERVICES DISTRICT**  
**Statement of Revenues, Expenses**  
**and Changes in Net Position**  
**Enterprise Funds**  
**For the Year Ended June 30, 2024**

	<u>Major Funds</u>		<u>Nonmajor</u>	<u>Totals</u>
	<u>Sewer Operations</u>	<u>Water Operations</u>	<u>Flood Control</u>	
Transfers in	-	-	209	209
Transfers out	-	(209)	-	(209)
<b>Change in Net Position</b>	<u>235,931</u>	<u>2,281,099</u>	<u>-</u>	<u>2,517,030</u>
<b>Total Net Position - Beginning</b>	597,975	3,761,186	-	4,359,161
Prior period adjustment	<u>109,115</u>	<u>136,155</u>	<u>-</u>	<u>245,270</u>
<b>Total Net Position - Beginning, Restated</b>	<u>707,090</u>	<u>3,897,341</u>	<u>-</u>	<u>4,604,431</u>
<b>Total Net Position - Ending</b>	<u>\$ 943,021</u>	<u>\$ 6,178,440</u>	<u>\$ -</u>	<u>\$ 7,121,461</u>

The notes to the basic financial statements are an integral part of this statement.

Continued (Page 2 of 2)

**HIDDEN VALLEY LAKE COMMUNITY SERVICES DISTRICT**

**Statement of Cash Flows**

**Enterprise Funds**

**For the Year Ended June 30, 2024**

	Major Funds		Nonmajor	Totals
	Sewer Operations	Water Operations	Flood Control	
<b>CASH FLOWS FROM OPERATING ACTIVITIES</b>				
Cash received from customers	\$ 2,601,825	\$ 3,551,731	\$ -	\$ 6,153,556
Cash paid to suppliers	(1,133,881)	(873,836)	(209)	(2,007,926)
Cash paid to employees	(975,147)	(945,779)	-	(1,920,926)
<b>Net Cash Provided (Used) by Operating Activities</b>	<u>492,797</u>	<u>1,732,116</u>	<u>(209)</u>	<u>2,224,704</u>
<b>CASH FLOWS FROM NONCAPITAL FINANCING ACTIVITIES</b>				
Grants received	(3,564)	875,725	-	872,161
Transfers in from other funds	-	(209)	-	(209)
Transfers out to other funds	-	-	209	209
<b>Net Cash Provided (Used) by Noncapital Financing Activities</b>	<u>(3,564)</u>	<u>875,516</u>	<u>209</u>	<u>872,161</u>
<b>CASH FLOWS FROM CAPITAL AND RELATED FINANCING ACTIVITIES</b>				
Acquisition of capital assets	(91,632)	(2,628,862)	-	(2,720,494)
Issuance of debt	-	4,781,917	-	4,781,917
Principal paid on debt	(228,725)	(123,922)	-	(352,647)
Interest paid on debt	(93,508)	(49,715)	-	(143,223)
<b>Net Cash Provided (Used) by Capital and Related Financing Activities</b>	<u>(413,865)</u>	<u>1,979,418</u>	<u>-</u>	<u>1,565,553</u>
<b>CASH FLOWS FROM INVESTING ACTIVITIES</b>				
Interest on investments	<u>23,304</u>	<u>40,365</u>	<u>-</u>	<u>63,669</u>
<b>Net Cash Provided (Used) by Investing Activities</b>	<u>23,304</u>	<u>40,365</u>	<u>-</u>	<u>63,669</u>
<b>Net Increase (Decrease) in Cash and Cash Equivalents</b>	<u>98,672</u>	<u>4,627,415</u>	<u>-</u>	<u>4,726,087</u>
<b>Balances - Beginning</b>	<u>1,851,041</u>	<u>2,424,542</u>	<u>-</u>	<u>4,275,583</u>
<b>Balances - Ending</b>	<u>\$ 1,949,713</u>	<u>\$ 7,051,957</u>	<u>\$ -</u>	<u>\$ 9,001,670</u>

The notes to the basic financial statements are an integral part of this statement.

Continued (Page 1 of 2)



**HIDDEN VALLEY LAKE COMMUNITY SERVICES DISTRICT**

**Statement of Cash Flows**

**Enterprise Funds**

**For the Year Ended June 30, 2024**

	Major Funds		Nonmajor	Totals
	Sewer Operations	Water Operations	Flood Control	
<b>RECONCILIATION OF OPERATING INCOME (LOSS) TO NET CASH PROVIDED (USED) BY OPERATING ACTIVITIES</b>				
Operating income (loss)	\$ 307,685	\$ 746,061	\$ (209)	\$ 1,053,537
Adjustments to reconcile operating income to net cash provided by operating activities:				
Depreciation/amortization	260,672	205,399	-	466,071
Decrease (increase) in:				
Accounts receivable	8,275	191,139	-	199,414
Assessments receivable	(169,042)	(4,265)	-	(173,307)
Prepaid costs	(4,265)	4,878	-	613
Inventory	(19,315)	(4,434)	-	(23,749)
Pension adjustment - deferred outflows	(4,434)	13,252	-	8,818
OPEB adjustment - deferred outflows	13,252	-	-	13,252
Increase (decrease) in:				
Accounts payable	34,960	454,067	-	489,027
Salaries and benefits payable	1,080	2,452	-	3,532
Retention payable	-	59,638	-	59,638
Compensated absences	(645)	(645)	-	(1,290)
Net pension liability	85,564	85,564	-	171,128
Net OPEB liability	49,526	49,526	-	99,052
Pension adjustment - deferred inflows	(18,118)	(18,118)	-	(36,236)
OPEB adjustment - deferred inflows	(52,398)	(52,398)	-	(104,796)
<b>Net Cash Provided (Used) by Operating Activities</b>	<u>\$ 492,797</u>	<u>\$ 1,732,116</u>	<u>\$ (209)</u>	<u>\$ 2,224,704</u>
<b>NONCASH INVESTING, CAPITAL, AND FINANCING ACTIVITIES</b>				
Amortization of discount	\$ 2,263	\$ 17,956	\$ -	\$ 20,219

The notes to the basic financial statements are an integral part of this statement.

Continued (Page 2 of 2)

**THIS PAGE INTENTIONALLY LEFT BLANK**

---

## **Basic Financial Statements**

- **Notes to Basic Financial Statements**

**THIS PAGE INTENTIONALLY LEFT BLANK**

**HIDDEN VALLEY LAKE COMMUNITY SERVICES DISTRICT**  
**Notes to Basic Financial Statements**  
**For the Year Ended June 30, 2024**

**NOTE 1: SUMMARY OF SIGNIFICANT ACCOUNTING POLICIES**

**A. Reporting Entity**

The Hidden Valley Lake Community Services District is a public corporation formed in 1984 under the provisions of the Community Services District Law, Division 3 of Title 6 (commencing with Section 61000) of the Government Code of the State of California. The District was formed for the purposes of providing for the collection of sewage, waste and storm water of the District and of its residents as well as the supply of water to the residents of the District. On January 1, 1993, Stonehouse Mutual Water Company merged with Hidden Valley Lake Community Services District. Stonehouse Mutual Water Company was a mutual water company which had been organized in June 1968 to provide water and sewer services to the owners of Hidden Valley Lake Association lots. The merger was approved by the shareholders with authorization to transfer all assets and liabilities to the District as of December 31, 1992, and dissolve Stonehouse Mutual Water Company. Notification was received from the Franchise Tax Board that the Certificate of Dissolution was filed as a conditional dissolution on January 21, 1993. Upon the issuance of a Tax Clearance Certificate by the Franchise Tax Board, the corporation was dissolved.

The activities of the District are governed by a Board of Directors, each of whom is elected to office for a term of four years by the registered voters of the District.

**Component Units**

Generally accepted accounting principles require government financial statements to include the primary government and its component units. Component units of a governmental entity are legally separate entities for which the primary government is considered to be financially accountable and for which the nature and significance of their relationship with the primary government are such that exclusion would cause the combined financial statements to be misleading. The primary government is considered to be financially accountable if it appoints a majority of an organization's governing body and is able to impose its will on that organization or there is a potential for the organization to provide specific financial benefits to or impose specific financial burdens on the primary government.

Based on the application of the criteria set forth by the Governmental Accounting Standards Board, management has determined that there are no component units of the District.

**Joint Agencies**

The District is a member of the Special District Risk Management Authority (SDRMA). SDRMA is a joint powers authority organized for the purpose of providing coverage protection, risk management services, claims management as well as safety and loss prevention programs for its members. SDRMA is composed of member agencies and is governed by a board of directors appointed by the members. Complete audited financial statements can be obtained from SDRMA's office at 1112 I Street, Suite 300, Sacramento, CA 95814. The District is not financially accountable for this organization and therefore it is not a component unit under Statement Nos. 14, 39 and 61 of the Governmental Accounting Standards Board.

**HIDDEN VALLEY LAKE COMMUNITY SERVICES DISTRICT**  
**Notes to Basic Financial Statements**  
**For the Year Ended June 30, 2024**

**NOTE 1: SUMMARY OF SIGNIFICANT ACCOUNTING POLICIES (CONTINUED)**

**B. Basis of Presentation**

**Government-Wide Financial Statements**

The Statement of Net Position and Statement of Activities display information on all the activities of the District. These statements include the financial activities of the overall District. Eliminations have been made to minimize the double counting of internal activities. These statements present the business-type activities of the District, which rely to a significant extent on assessments and fees charged to external parties.

The Statement of Activities presents a comparison between direct expenses and program revenues for each different identifiable activity of the District's business-type activities. Direct expenses are those that are specifically associated with a program or function and; therefore, are clearly identifiable to a particular function. Program revenues include (1) charges paid by the recipients of goods and services offered by the program, (2) operating grants and contributions, and (3) capital grants and contributions. Revenues that are not classified as program revenues, are presented instead as general revenues.

**Fund Financial Statements**

The fund financial statements provide information about the District funds, which are organized into the proprietary fund type. The operations of the District are organized as a series of sub-funds consolidated into two major proprietary funds which account for the total water and sewer operations. An emphasis is placed on major funds within the proprietary category; each is displayed in a separate column.

The District reports the following major proprietary funds:

- The Sewer Operations fund is an enterprise fund used to account for activity related to providing customers with sewer service and billing for service provided by the District.
- The Water Operations fund is an enterprise fund used to account for activity related to providing customers with water service and billing for service provided by the District.

**C. Basis of Accounting and Measurement Focus**

The government-wide and proprietary fund financial statements are reported using the economic resources measurement focus and the accrual basis of accounting. Revenues are recorded when earned and expenses are recorded at the time liabilities are incurred, regardless of when the related cash flows take place. Nonexchange transactions, in which the District gives (or receives) value without directly receiving (or giving) equal value in exchange include revenue from grants, entitlements, and donations. Revenues from grants, entitlements, and donations are recognized in the fiscal year in which all eligibility requirements have been satisfied.

Proprietary funds distinguish operating revenues and expenses from non-operating items. Operating revenues and expenses generally result from providing services and producing and delivering goods in connection with a proprietary fund's principal ongoing operations. The principal operating revenues of the enterprise funds are charges to customers for sales and services. Operating expenses for proprietary funds include the cost of sales and services, administrative expenses, and depreciation of capital assets. All revenues and expenses not meeting this definition are reported as non-operating revenues and expenses.

**HIDDEN VALLEY LAKE COMMUNITY SERVICES DISTRICT**  
**Notes to Basic Financial Statements**  
**For the Year Ended June 30, 2024**

**NOTE 1: SUMMARY OF SIGNIFICANT ACCOUNTING POLICIES (CONTINUED)**

**D. Cash and Cash Equivalents**

For purposes of the accompanying Statement of Cash Flows, the District considers all highly liquid investments with a maturity of three months or less when purchased, including investments with fiscal agent, to be cash equivalents.

**E. Investments**

The District pools cash and investments of all funds. Each fund's share in this pool is displayed in the accompanying financial statements as cash and investments.

Investment transactions are recorded on the trade date. The fair value of investments is determined annually. Investments in nonparticipating interest-earning investment contracts are reported at cost; short-term investments are reported at amortized cost, investments in the State of California Local Agency Investment Fund, an external pool, are reported at amortized cost which approximates fair value, and the fair value of all other investments are obtained by using quotations obtained from independent published sources or by the safekeeping institution. The fair value represents the amount the District could reasonably expect to receive for an investment in a current sale between a willing buyer and seller.

Income from pooled investments is allocated to the individual funds based on the fund or participant's average daily cash balance at quarter end in relation to the total pool investments. Income from non-pooled investments is recorded based on the specific investments held by the fund.

**F. Receivables**

Receivables consist mainly of user fees, interest, intergovernmental, assessments, and delinquent assessments revenue. Management believes its receivables are fully collectible and accordingly, no allowance for doubtful accounts is required.

Assessments receivable are recognized when billed. Assessments receivable shown in the financial statements include only those assessments currently due or delinquent.

**G. Other Assets**

**Inventory**

Inventories are stated at average cost (first-in, first-out basis) for the proprietary funds. Inventory recorded by the proprietary funds includes meters and meter boxes and are recorded as expenses at the time the inventory is consumed.

**Prepaid Costs**

Certain payments to vendors reflect costs applicable to future accounting periods and are recorded as prepaid items. The cost of prepaid items is recorded as expenses when consumed rather than when purchased.

**HIDDEN VALLEY LAKE COMMUNITY SERVICES DISTRICT**  
**Notes to Basic Financial Statements**  
**For the Year Ended June 30, 2024**

**NOTE 1: SUMMARY OF SIGNIFICANT ACCOUNTING POLICIES (CONTINUED)**

**H. Capital Assets**

Capital assets, including public domain (infrastructure such as roads, bridges, sidewalks, sewer and similar items) are defined by the District as assets with a cost of \$1,000 or more. Capital assets are recorded at historical cost or estimated historical cost if actual historical cost is unavailable. Contributed capital assets are valued at their acquisition value at the time of donation.

Capital assets used in operations are depreciated or amortized using the straight-line method over the assets' estimated useful lives. The range of estimated useful lives by type of asset is as follows:

<u>Depreciable Asset</u>	<u>Estimated Lives</u>
Equipment	5 to 30 years
Structures and improvements	5 to 30 years
Infrastructure	20 to 75 years

Maintenance and repairs are charged to operations when incurred. Betterments and major improvements which significantly increase values, change capacities or extend useful lives are capitalized. Upon sale or retirement of capital assets, the cost and related accumulated depreciation are removed from the respective accounts and any resulting gain or loss is included in the results of operations.

**I. Assessment Revenue**

The District levies special assessments on the property owners within the District boundaries. The special assessments are collected along with property taxes by the County of Lake.

Lake County assesses properties, bills, collects, and distributes the assessments to the District.

Assessments are due in two installments (secured roll) on November 1 and March 12 and become delinquent after December 10 and April 10, respectively.

**J. Interfund Transactions**

Interfund transactions are reflected as either loans, services provided or used, reimbursements or transfers.

Loans reported as receivables and payables are referred to as either "due to/from other funds" (i.e., the current portion of interfund loans) or "advances to/from other funds" (i.e., the noncurrent portion of interfund loans) as appropriate and are subject to elimination upon consolidation.

Services provided or used, deemed to be at market or near market rates, are treated as revenues and expenses. These services provide information on the net cost of each government function and therefore are not eliminated in the process of preparing the government-wide Statement of Activities.

Reimbursements occur when the funds responsible for particular expenses repay the funds that initially paid for them. Such reimbursements are reflected as expenses in the reimbursing fund and reductions to expenses in the reimbursed fund.

All other interfund transactions are treated as transfers. Transfers between funds are netted as part of the reconciliation to the government-wide presentation.



**HIDDEN VALLEY LAKE COMMUNITY SERVICES DISTRICT**  
**Notes to Basic Financial Statements**  
**For the Year Ended June 30, 2024**

**NOTE 1: SUMMARY OF SIGNIFICANT ACCOUNTING POLICIES (CONTINUED)**

**K. Compensated Absences**

The District's policy regarding compensated absences is to permit employees to accumulate earned but unused vacation leave. The liability for these compensated absences is recorded as long-term liabilities in the government-wide and proprietary fund financial statements. The current portion of this debt is estimated based on historical trends.

**L. Pension**

For purposes of measuring the net pension liability and deferred outflows/inflows of resources related to pension, and pension expense, information about the fiduciary net position of the District's California Public Employees' Retirement System (CalPERS) plan (Plan) and additions to/deductions from the Plan's fiduciary net position have been determined on the same basis as they are reported by CalPERS. For this purpose, benefit payments (including refunds of employee contributions) are recognized when due and payable in accordance with the benefit terms. Investments are reported at fair value.

Generally accepted accounting principles require that the reported results must pertain to liability and asset information within certain defined timeframes. For this report, the following timeframes are used:

Valuation Date	June 30, 2022
Measurement Date	June 30, 2023
Measurement Period	July 2022 to June 30, 2023

**M. Other Postemployment Benefits (OPEB)**

For purposes of measuring the net OPEB liability, deferred outflows of resources and deferred inflows of resources related to OPEB, and OPEB expense, information about the fiduciary net position of the District's plan (OPEB Plan) and additions to/deductions from the OPEB Plan's fiduciary net position have been determined on the same basis. For this purpose, benefit payments are recognized when currently due and payable in accordance with the benefit terms. Investments are reported at fair value.

Generally accepted accounting principles require that the reported results must pertain to liability and asset information within certain defined timeframes. For this report, the following timeframes are used:

Valuation Date	June 30, 2022
Measurement Date	June 30, 2023
Measurement Period	June 30, 2022 to June 30, 2023

**N. Deferred Outflows/Inflows of Resources**

In addition to assets, the statement of financial position will sometimes report a separate section for deferred outflows of resources. This separate financial statement element, deferred outflows of resources, represents a consumption of net assets that applies to future periods and so will not be recognized as an outflow of resources (expense) until then. The District has two items that qualify for reporting in this category. These items relate to the outflows from changes in the net pension liability and net OPEB liability and are reportable on the Statement of Net Position.

**HIDDEN VALLEY LAKE COMMUNITY SERVICES DISTRICT**  
**Notes to Basic Financial Statements**  
**For the Year Ended June 30, 2024**

**NOTE 1: SUMMARY OF SIGNIFICANT ACCOUNTING POLICIES (CONTINUED)**

**N. Deferred Outflows/Inflows of Resources (Continued)**

In addition to liabilities, the statement of financial position will sometimes report a separate section for deferred inflows of resources. This separate financial statement element, deferred inflows of resources, represents an acquisition of net assets that applies to future periods and so will not be recognized as an inflow of resources (revenue) until that time. The District has two items that qualify for reporting in this category. These items relate to the inflows from changes in the net pension liability and net OPEB liability and are reportable on the Statement of Net Position.

**O. Estimates**

The preparation of basic financial statements in conformity with accounting principles generally accepted in the United States of America requires management to make estimates and assumptions that affect certain reported amounts and disclosures. Accordingly, actual results could differ from those estimates.

**P. Implementation of Governmental Accounting Standards Board (GASB) Statements**

The following Governmental Accounting Standards Board (GASB) Statements have been implemented, if applicable, in the current financial statements.

**Statement No. 99**, Omnibus 2022. This statement will enhance comparability in the application of accounting and financial reporting requirements and will improve the consistency of authoritative literature. Consistent authoritative literature enables governments and other stakeholders to more easily locate and apply the correct accounting and financial reporting provisions, which improves the consistency with which such provisions are applied. The comparability of financial statements also will improve as a result of this Statement. Better consistency and comparability improve the usefulness of information for users of state and local government financial statements.

**Statement No. 100**, Accounting Changes and Error Corrections. The requirements of this Statement will improve the clarity of the accounting and financial reporting requirements for accounting changes and error corrections, which will result in greater consistency in application in practice. In turn, more understandable, reliable, relevant, consistent, and comparable information will be provided to financial statement users for making decisions or assessing accountability. In addition, the display and note disclosure requirements will result in more consistent, decision useful, understandable, and comprehensive information for users about accounting changes and error corrections.

**Q. Future Accounting Pronouncements**

The following GASB Statements will be implemented, if applicable, in future financial statements:

Statement No. 101 “Compensated Absences” The requirements of this statement are effective for fiscal years beginning after December 15, 2023. (FY 24/25)

Statement No. 102 “Certain Risk Disclosures” The requirements of this statement are effective for fiscal years beginning after June 15, 2024. (FY 24/25)

Statement No. 103 “Financial Reporting Model Improvements” The requirements of this statement are effective for fiscal years beginning after June 15, 2025. (FY 25/26)

**HIDDEN VALLEY LAKE COMMUNITY SERVICES DISTRICT**  
**Notes to Basic Financial Statements**  
**For the Year Ended June 30, 2024**

**NOTE 2: STEWARDSHIP, COMPLIANCE, AND ACCOUNTABILITY**

**A. Restatement of Net Position**

During fiscal year ended June 30, 2024, the District recorded an additional accrual for intergovernmental revenues not previously reported in the financial statements resulting in an understatement of intergovernmental receivables and revenues of \$77,499. Additionally, equipment in the amount of \$167,771 was not reported resulting in an understatement of capital assets as of June 30, 2023. The effects of correcting these errors are shown in the table below.

During fiscal year 2024, changes to or within the financial reporting entity and an error correction in adjustments to and restatements of beginning net position and fund net position, as follows:

	Reporting Units Affected by Adjustments to and Restatements of Beginning Balances		
	Sewer Operations	Water Operations	Business-Type Activities
June 30, 2023, as previously reported	\$ 597,975	\$ 3,761,186	\$ 4,359,161
Error corrections of intergovernmental accrual	-	77,499	77,499
Error correction of capital assets	109,115	58,656	167,771
June 30, 2023, as restated	\$ 707,090	\$ 3,897,341	\$ 4,604,431

**NOTE 3: CASH AND INVESTMENTS**

**A. Financial Statement Presentation**

As of June 30, 2024, the District's cash and investments consisted of the following:

Cash:		
Cash on hand		\$ 600
Deposits (less outstanding checks)		4,649,135
Total Cash		4,649,735
Investments:		
Investments with fiscal agent		3,687,524
Local Agency Investment Fund (LAIF)		664,411
Total Investments		4,351,935
Total Cash and Investments		\$ 9,001,670

**B. Cash**

At year-end, the carrying amount of the District's cash deposits (including amounts in checking and money market accounts) was \$4,649,135, and the bank balance was \$4,843,305. The difference between the bank balance and the carrying amount represents outstanding checks and deposits in transit. In addition, the District had cash on hand of \$600.

**HIDDEN VALLEY LAKE COMMUNITY SERVICES DISTRICT**  
**Notes to Basic Financial Statements**  
**For the Year Ended June 30, 2024**

**NOTE 3: CASH AND INVESTMENTS (CONTINUED)**

**B. Cash (Continued)**

Custodial Credit Risk for Deposits - Custodial credit risk for deposits is the risk that, in the event of the failure of a depository financial institution, the District will not be able to recover its deposits or collateral securities that are in the possession of an outside party. The District complies with the requirements of the California Government Code. Under this code, deposits of more than \$250,000 must be collateralized at 105 percent to 150 percent of the value of the deposit to guarantee the safety of the public funds. The first \$250,000 of the District's deposits are insured by the Federal Deposit Insurance Corporation (FDIC). Deposits of more than the \$250,000 insured amount are collateralized.

**C. Investments**

Investments are selected based on safety, liquidity and yield. The District's investment policy is more restrictive than the California Government Code. Under the provisions of the District's investment policy and the California Government Code, the District may invest or deposit in the following:

- Repurchase Agreements
- Local Agency Investment Fund (LAIF)
- U.S. Treasury Bonds/Notes/Bills
- U.S. Government Agency Obligations
- Bankers' Acceptances
- Commercial Paper
- Negotiable Certificates of Deposit
- Time Certificates of Deposit
- Reverse Repurchase Agreements

Fair Value of Investments - The District measures and records its investments using fair value measurement guidelines established by generally accepted accounting principles. These guidelines recognize a three-tiered fair value hierarchy as follows:

- Level 1: Quoted prices for identical investments in active markets;
- Level 2: Observable inputs other than quoted market prices; and,
- Level 3: Unobservable inputs

The District's position in external investment pools is in itself regarded as a type of investment and looking through to the underlying investments of the pool is not appropriate. Therefore, the District's investment in external investment pools is not recognized in the three-tiered fair value hierarchy described above.

At June 30, 2024, the District had the following recurring fair value measurements:

<u>Investment Type</u>	<u>Fair Value</u>	<u>Fair Value Measurements Using</u>		
		<u>Level 1</u>	<u>Level 2</u>	<u>Level 3</u>
Investments by Fair Value Level				
Money market mutual funds	\$ 3,687,524	\$ 3,687,524	\$ -	\$ -
Total Investments Measured at Fair Value	3,687,524	\$ 3,687,524	\$ -	\$ -
Investments in External Investment Pool				
LAIF	664,411			
Total Investments	\$ 4,351,935			

**HIDDEN VALLEY LAKE COMMUNITY SERVICES DISTRICT**  
**Notes to Basic Financial Statements**  
**For the Year Ended June 30, 2024**

**NOTE 3: CASH AND INVESTMENTS (CONTINUED)**

**C. Investments (Continued)**

Interest Rate Risk - Interest rate risk is the risk of loss due to the fair value of an investment falling due to interest rates rising. Generally, the longer the maturity of an investment, the greater the sensitivity of its fair value to changes in market interest rates. To limit exposure to fair value losses resulting from increases in interest rates, the District's investment policy limits investment maturities to a term appropriate to the need for funds so as to permit the District to meet all projected obligations.

As of June 30, 2024, the District had the following investments, all of which had a maturity of 5 years or less:

<u>Investment Type</u>	<u>Interest Rates</u>	<u>Maturities</u>		<u>Fair Value</u>	<u>Weighted Average Maturity (Years)</u>
		<u>0-1 year</u>	<u>1-5 years</u>		
<b>Investments Held by Fiscal Agents</b>					
Money market mutual funds	Variable	\$ 3,687,524	\$ -	\$ 3,687,524	-
Total Investments Held by Fiscal Agents		<u>3,687,524</u>	<u>-</u>	<u>3,687,524</u>	<u>-</u>
<b>Pooled Investments</b>					
LAIF	Variable	664,411	-	664,411	-
Total Pooled Investments		<u>664,411</u>	<u>-</u>	<u>664,411</u>	<u>-</u>
Total Investments		<u>\$ 4,351,935</u>	<u>\$ -</u>	<u>\$ 4,351,935</u>	<u>-</u>

Credit Risk - Credit risk is the risk that an issuer of an investment will not fulfill its obligation to the holder of the investment. This is measured by the assignment of a rating by a nationally recognized statistical rating organization. Presented below is the minimum rating required by (where applicable) the California Government Code or the District's investment policy, and the actual rating as of year-end for each investment type.

<u>Investment Type</u>	<u>Minimum Legal Rating</u>	<u>Standard &amp; Poor's Rating</u>	<u>Moody's Rating</u>	<u>% of Portfolio</u>
Money Market Mutual Funds	A	AAAm	Aaa-mf	84.73%
LAIF	N/A	Unrated	Unrated	<u>15.27%</u>
Total				<u>100.00%</u>

Custodial Credit Risk - Custodial credit risk for investments is the risk that, in the event of the failure of a depository financial institution, the District will not be able to recover its deposits or collateral securities that are in the possession of an outside party. To mitigate the custodial credit risk, the District's investment policy requires that all securities owned by the District shall be held in safekeeping by a third-party bank trust department.

Concentration of Credit Risk - Concentration of credit risk is the risk of loss attributed to the magnitude of the District's investment in a single issuer of securities. When investments are concentrated in one issuer, this concentration presents a heightened risk of potential loss. The District's investment policy contains limitations on the amount that can be invested in any one issuer. All investments of the District were pooled with LAIF, which holds a diversified portfolio of high-quality investments, or held by fiscal agents.

**HIDDEN VALLEY LAKE COMMUNITY SERVICES DISTRICT**  
**Notes to Basic Financial Statements**  
**For the Year Ended June 30, 2024**

**NOTE 3: CASH AND INVESTMENTS (CONTINUED)**

**D. Investment in External Investment Pool**

The District maintains an investment in the State of California Local Agency Investment Fund (LAIF), managed by the State Treasurer. This fund is not registered with the Securities and Exchange Commission as an investment company, but is required to invest according to California State Code. The Local Investment Advisory Board (Board) has oversight responsibility for LAIF. The Board consists of five members as designated by State Statute. At June 30, 2024, the District's investment in LAIF valued at amortized cost was \$664,411 and is the same as the value of the pool shares. There are no restrictions on withdrawal of funds. The total amount invested by all public agencies in LAIF on that day was \$178.0 billion. Of that amount, 97.00 percent is invested in non-derivative financial products and 3.00 percent in structured notes and asset-backed securities.

**NOTE 4: CAPITAL ASSETS**

Capital assets activity for the year ended June 30, 2024, was as follows:

	<u>Balance</u> <u>July 1, 2023</u>	<u>Additions</u>	<u>Retirements/ Adjustments</u>	<u>Balance</u> <u>June 30, 2024</u>
Capital Assets, Not Being Depreciated				
Land	\$ 607,918	\$ -	\$ -	\$ 607,918
Construction in progress	<u>-</u>	<u>2,362,236</u>	<u>-</u>	<u>2,362,236</u>
Total Capital Assets, Not Being Depreciated	<u>607,918</u>	<u>2,362,236</u>	<u>-</u>	<u>2,970,154</u>
Capital Assets, Being Depreciated				
Structures and improvements	3,821,643	-	( 638)	3,821,005
Equipment	2,764,582	280,570	676	3,045,828
Right-to-use leased equipment	16,333	-	-	16,333
Infrastructure	<u>26,509,431</u>	<u>96,583</u>	<u>6</u>	<u>26,606,020</u>
Total Capital Assets, Being Depreciated	<u>33,111,989</u>	<u>377,153</u>	<u>44</u>	<u>33,489,186</u>
Less Accumulated Depreciation For:				
Structures and improvements	( 2,133,928)	( 107,943)	-	( 2,241,871)
Equipment	( 2,070,887)	( 172,275)	167,768	( 2,075,394)
Right-to-use leased equipment	( 7,840)	( 3,920)	-	( 11,760)
Infrastructure	<u>( 23,495,417)</u>	<u>( 181,933)</u>	<u>1</u>	<u>( 23,677,349)</u>
Total Accumulated Depreciation	<u>( 27,708,072)</u>	<u>( 466,071)</u>	<u>167,769</u>	<u>( 28,006,374)</u>
Total Capital Assets, Being Depreciated, Net	<u>5,403,917</u>	<u>( 88,918)</u>	<u>167,813</u>	<u>5,482,812</u>
Total Capital Assets, Net	<u>\$ 6,011,835</u>	<u>\$ 2,273,318</u>	<u>\$ 167,813</u>	<u>\$ 8,452,966</u>

**Depreciation**

Depreciation expense was charged to operations as follows:

Sewer Operations	\$ 260,672
Water Operations	<u>205,399</u>
Total Depreciation Expense	<u>\$ 466,071</u>

**HIDDEN VALLEY LAKE COMMUNITY SERVICES DISTRICT**  
**Notes to Basic Financial Statements**  
**For the Year Ended June 30, 2024**

**NOTE 4: CAPITAL ASSETS (CONTINUED)**

**Construction in Progress**

Construction in progress relates to work performed on the water tank and generator projects.

**NOTE 5: INTERFUND TRANSACTIONS**

**Transfers**

Transfers are indicative of funding for capital projects, lease payments or debt service, and subsidies of various District operations. The following are interfund transfers for the fiscal year ended June 30, 2024:

	Transfers In	Transfers Out
Water Operations	\$ -	\$ 209
Flood Control	209	-
Total	\$ 209	\$ 209

**NOTE 6: LONG-TERM LIABILITIES**

The following is a summary of changes in long-term liabilities for the year ended June 30, 2024:

<u>Type of Indebtedness</u>	<u>Balance July 1, 2023</u>	<u>Additions</u>	<u>Adjustments/ Retirements</u>	<u>Balance June 30, 2024</u>	<u>Amounts Due Within One Year</u>
Bonds	\$ 2,406,000	\$ 5,000,000	(\$ 206,000)	\$ 7,200,000	\$ 233,000
Unamortized premium	20,371	-	( 2,264)	18,107	2,263
Unamortized discount	-	( 17,956)	-	( 17,956)	( 378)
Bonds, net	2,426,371	4,982,044	( 208,264)	7,200,151	234,885
Direct borrowing loans	1,263,511	-	( 121,960)	1,141,551	126,204
Direct borrowing certificates of participation	464,500	-	( 18,500)	446,000	19,000
Right-to-use leases	8,508	-	( 3,924)	4,584	3,924
Compensated absences	37,464	56,947	( 58,237)	36,174	28,364
Total Business-Type Activities	\$ 4,200,354	\$ 5,038,991	(\$ 410,885)	\$ 8,828,460	\$ 412,377

**HIDDEN VALLEY LAKE COMMUNITY SERVICES DISTRICT**  
**Notes to Basic Financial Statements**  
**For the Year Ended June 30, 2024**

**NOTE 6: LONG-TERM LIABILITIES (CONTINUED)**

Individual issues of debt payable outstanding at June 30, 2024, are as follows:

**Business-Type Activities**

Bonds:

Sewer System Reassessment District No. 1 Limited Obligation Refunding Improvement Bonds Series 2026, issued March 9, 2016, in the amount of \$3,650,000, payable in annual installments of \$150,000 to \$280,000 with an interest rate of 3.25-3.50% and maturity on September 2, 2032. The bonds were used to refund the Improvement Bonds Series 1995-2 which were used to finance improvements to the sewer system. The bonds are secured by a pledge of reassessment revenues.	<u>\$ 2,200,000</u>
---	---------------------

Water Revenue Bonds 223A, issued October 25, 2023, in the amount of \$5,000,000, payable in annual installments of \$20,000 to \$420,000 with an interest rate of 4.00-5.00% and maturity on February 1, 2048. The bonds were used to finance improvements to the water distribution system. The bonds are secured by a pledge of reassessment revenues.	<u>5,000,000</u>
--	------------------

Total Bonds	<u>7,200,000</u>
-------------	------------------

Loans from Direct Borrowings:

California Infrastructure and Economic Bank direct borrowing loan, issued June 24, 2002, in the amount of \$3,000,000, payable in annual installments of \$61,530 to \$160,350 with an interest rate of 3.48% and maturity on February 1, 2032. The loan was used to finance the expansion and upgrade of the water system. Net system revenues and all amounts in the enterprise fund are pledged as collateral for the debt. In the event of default, the District agrees to pay accrued interest plus the principal of all unpaid installments under the related agreement.	<u>1,141,550</u>
--	------------------

Total Loans from Direct Borrowings	<u>1,141,550</u>
------------------------------------	------------------

Certificates of Participation from Direct Borrowings:

2012 Series direct borrowing Certificates of Participation, Water Reclamation Plant Energy Sustainability Project, issued October 1, 2012, in the amount of \$640,000, payable in annual installments of \$14,000 to \$31,500 with an interest rate of 3.00% and maturity on August 1, 2041. The certificates of participation were used to finance the sewer system solar project. Net revenues are pledged as collateral for debt. In the event of default, the District agrees to pay accrued interest plus the principal of all unpaid installments under the related agreement.	<u>446,000</u>
--	----------------

Total Certificates of Participation from Direct Borrowings	<u>446,000</u>
--	----------------

Total Business-Type Activities	<u>\$ 8,787,550</u>
--------------------------------	---------------------



**HIDDEN VALLEY LAKE COMMUNITY SERVICES DISTRICT**  
**Notes to Basic Financial Statements**  
**For the Year Ended June 30, 2024**

**NOTE 6: LONG-TERM LIABILITIES (CONTINUED)**

Following is a schedule of debt payment requirements of business-type activities to maturity for long-term debt, excluding compensated absences that have indefinite maturities, and right-to-use leases which are reported in Note 7.

Year Ended June 30	Bonds		
	Principal	Interest	Total
2025	\$ 233,000	\$ 324,345	\$ 557,345
2026	244,000	316,201	560,201
2027	252,000	307,619	559,619
2028	260,000	298,648	558,648
2029	273,000	289,283	562,283
2030-2034	1,568,000	1,289,963	2,857,963
2035-2039	1,225,000	988,775	2,213,775
2040-2044	1,575,000	636,250	2,211,250
2045-2048	1,570,000	200,750	1,770,750
Total	\$ 7,200,000	\$ 4,651,834	\$ 11,851,834

Year Ended June 30	Loans from Direct Borrowings		
	Principal	Interest	Total
2025	\$ 126,204	\$ 39,726	\$ 165,930
2026	130,596	35,334	165,930
2027	135,141	30,789	165,930
2028	139,844	26,086	165,930
2029	144,711	21,220	165,931
2030-2032	465,054	32,738	497,792
Total	\$ 1,141,550	\$ 185,893	\$ 1,327,443

Year Ended June 30	Certificates of Participation from Direct Borrowings		
	Principal	Interest	Total
2025	\$ 19,000	\$ 13,095	\$ 32,095
2026	19,500	12,518	32,018
2027	20,000	11,925	31,925
2028	21,000	11,310	32,310
2029	21,500	10,673	32,173
2030-2034	117,500	43,148	160,648
2035-2039	136,000	24,180	160,180
2040-2042	91,500	4,177	95,677
Total	\$ 446,000	\$ 131,026	\$ 577,026

**NOTE 7: LEASES**

**Right-to-Use Equipment Lease**

The District is the lessee under one equipment lease agreement, which meets the lease criteria as defined by GASB Statement No. 87, Leases.

**HIDDEN VALLEY LAKE COMMUNITY SERVICES DISTRICT**  
**Notes to Basic Financial Statements**  
**For the Year Ended June 30, 2024**

**NOTE 7: LEASES (CONTINUED)**

**Right-to-Use Equipment Lease (Continued)**

The lease agreement for the District’s copier expires in August 2025. As of June 30, 2024, the District’s lease liability was \$4,584. The District is required to make monthly principal and interest payments of \$328. The lease has an interest rate of 0.20%. The value of the right-to-use asset and accumulated amortization as of June 30, 2024 were \$19,680 and \$15,107, respectively.

The future principal and interest payments as of June 30, 2024, are as follows:

Year Ended <u>June 30</u>	<u>Business-Type Activities</u>		
	<u>Principal</u>	<u>Interest</u>	<u>Total</u>
2025	\$ 3,930	\$ 6	\$ 3,936
2026	<u>654</u>	<u>-</u>	<u>654</u>
Total	<u>\$ 4,584</u>	<u>\$ 6</u>	<u>\$ 4,590</u>

**NOTE 8: NET POSITION**

The government-wide and proprietary fund financial statements utilize a net position presentation. Net position is categorized as net investment in capital assets, restricted and unrestricted.

- **Net investment in capital assets** - consists of capital assets including restricted capital assets, net of accumulated depreciation and reduced by the outstanding balances of any bonds, mortgages, notes or other borrowings that are attributable to the acquisition, construction or improvement of those assets.
- **Restricted net position** - consists of net position with constraints placed on the use either by (1) external groups such as creditors, grantors, contributors or laws or regulations of other governments; or (2) law through constitutional provisions or enabling legislation.
- **Unrestricted net position** - all other net position that does not meet the definition of “restricted” or “net investment in capital assets”.

**Net Position Flow Assumption**

When a government funds outlays for a particular purpose from both restricted and unrestricted resources, a flow assumption must be made about the order in which the resources are considered to be applied. When both restricted and unrestricted net position are available, it is considered that restricted resources are used first, followed by the unrestricted resources.

**HIDDEN VALLEY LAKE COMMUNITY SERVICES DISTRICT**  
**Notes to Basic Financial Statements**  
**For the Year Ended June 30, 2024**

**NOTE 9: PENSION PLAN**

**A. General Information about the Pension Plan**

**Plan Description**

All qualified permanent and probationary employees are eligible to participate in the District's Miscellaneous Employee Pension Plan (Plan), a cost-sharing multiple employer-defined benefit pension plan administered by the California Public Employees' Retirement System (CalPERS). Benefit provisions under the Plan are established by State statute and District resolution. CalPERS issues publicly available reports that include a full description of the pension plan regarding benefit provisions, assumptions and membership information that can be found on the CalPERS website.

Effective January 1, 2013, the District added a retirement tier for the Miscellaneous Plan for new employees as required under the Public Employee Pension Reform Act (PEPRA). New employees hired on or after January 1, 2013 will be subject to new, lower pension formulas, caps on pensionable income levels and new definitions of pensionable income. In addition, new employees will be required to contribute half of the total normal cost of the pension benefit unless impaired by an existing Memorandum of Understanding. The cumulative effect of these PEPRA changes will ultimately reduce the District's retirement costs.

**Summary of Rate of Tiers and Eligible Participants**

Open for New Enrollment Miscellaneous PEPRA	Miscellaneous members hired on or after January 1, 2013
Closed to New Enrollment Miscellaneous	Miscellaneous members hired before January 1, 2013

**Benefits Provided**

CalPERS provides service retirement and disability benefits, annual cost of living adjustments and death benefits to plan members, who must be public employees and beneficiaries. Benefits are based on years of credited service, equal to one year of full-time employment. Members with five years of total service are eligible to retire at age 50 (age 52 for Miscellaneous plan members if the membership date is on or after January 1, 2013) with statutorily reduced benefits. Retirement benefits are paid monthly for life. All members are eligible for non-duty disability benefits after 10 years of service. The death benefit is one of the following: the Basic Death Benefit, the 1957 Survivor Benefit, or the Optional Settlement 2W Death Benefit. The cost-of-living adjustments for each plan are applied as specified by the Public Employees' Retirement Law.

Each Rate Tier's specific provisions and benefits in effect at June 30, 2024, are summarized as follows:

	<u>Benefit Formula</u>	<u>Retirement Age</u>	<u>Monthly Benefits as a % of Eligible Compensation</u>
Miscellaneous	2.5% @ 55	50-55	2.000% to 2.500%
Miscellaneous PEPRA	2.0% @ 62	52-67	1.000% to 2.500%

**HIDDEN VALLEY LAKE COMMUNITY SERVICES DISTRICT**  
**Notes to Basic Financial Statements**  
**For the Year Ended June 30, 2024**

**NOTE 9: PENSION PLAN (CONTINUED)**

**A. General Information about the Pension Plan (Continued)**

**Contributions**

Section 20814(c) of the California Public Employees' Retirement Law requires that the employer contribution rates for all public employers be determined on an annual basis by the actuary and shall be effective on the July 1 following notice of a change in the rate. Funding contributions for the Plan is determined annually on an actuarial basis as of June 30 by CalPERS. The actuarially determined rate is the estimated amount necessary to finance the costs of benefits earned by employees during the year, with an additional amount to finance any unfunded accrued liability. The District is required to contribute the difference between the actuarially determined rate and the contribution rate of employees.

	<u>Employer Contribution Rates</u>	<u>Employee Contribution Rates</u>	<u>Employer Paid Member Contribution Rates</u>
Miscellaneous	14.060%	8.000%	0.000%
Miscellaneous PEPRA	7.680%	6.750%	0.000%

For the year ended June 30, 2024, the contributions recognized as part of pension expense for the Plan was as follows:

	<u>Contributions-Employer</u>	<u>Contributions-Employee (Paid by Employer)</u>
Miscellaneous	\$ 223,591	\$ -

**B. Pension Liabilities, Pension Expenses and Deferred Outflows/Inflows of Resources Related to Pension**

The District's net pension liability for the Plan is measured as the proportionate share of the net pension liability. The net pension liability of the Plan is measured as of June 30, 2023, and the total pension liability for the Plan used to calculate the net pension liability was determined by an actuarial valuation as of June 30, 2022 rolled forward to June 30, 2023 using standard update procedures. The District's proportion of the net pension liability was based on a projection of the District's long-term share of contributions to the pension plan relative to the projected contributions of all participating employers, actuarially determined.

The District's proportionate share of the net pension liability for the Plan as of June 30, 2023 and 2024 was as follows:

	<u>Proportion June 30, 2023</u>	<u>Proportion June 30, 2024</u>	<u>Change- Increase (Decrease)</u>
Miscellaneous	.03944%	.04033%	.00089%

As of June 30, 2024, the District reported a net pension liability for its proportionate share of the net pension liability of the Plan as follows:

	<u>Proportionate Share of Net Pension Liability</u>
Miscellaneous	\$ 2,016,426
Total Net Pension Liability	<u>\$ 2,016,426</u>

**HIDDEN VALLEY LAKE COMMUNITY SERVICES DISTRICT**  
**Notes to Basic Financial Statements**  
**For the Year Ended June 30, 2024**

**NOTE 9: PENSION PLAN (CONTINUED)**

**B. Pension Liabilities, Pension Expenses and Deferred Outflows/Inflows of Resources Related to Pension (Continued)**

For the year ended June 30, 2024 the District recognized pension expense of \$354,682. At June 30, 2024, the District reported deferred outflows of resources and deferred inflows of resources related to pension from the following sources:

	Deferred Outflows of Resources	Deferred Inflows of Resources
Pension contributions subsequent to the measurement date	\$ 228,658	\$ -
Change of assumptions	121,741	-
Difference between expected and actual experience	103,010	( 15,979)
Difference between projected and actual earnings on pension plan investments	326,478	-
Difference between District contributions and proportionate share of contributions	-	( 68,979)
Change in employer's proportion	33,285	( 3,170)
Total	\$ 813,172	(\$ 88,128)

\$228,658 reported as deferred outflows of resources related to contributions subsequent to the measurement date will be recognized as a reduction of the net pension liability in the year ended June 30, 2025. Other amounts reported as deferred outflows of resources and deferred inflows of resources related to pensions will be recognized as pension expense as follows:

Year Ended <u>June 30</u>	
2025	\$ 137,557
2026	101,349
2027	248,112
2028	9,368
Thereafter	-
Total	\$ 496,386

**Actuarial Assumptions**

The total pension liability in the June 30, 2022 actuarial valuation was determined using the following actuarial assumptions:

Valuation Date	June 30, 2022
Measurement Date	June 30, 2023
Actuarial Cost Method	Entry-Age Normal Cost Method
Actuarial Assumptions:	
Discount Rate	6.90%
Investment Rate of Return	6.90%
Inflation	2.30%
Salary Increases	Varies by entry-age and service
Mortality Rate Table	Derived using CalPERS' membership data for all funds
Post-Retirement Benefit Increase	Contract COLA up to 2.30% until Purchasing Power Protection Allowance Floor on Purchasing Power applies

**HIDDEN VALLEY LAKE COMMUNITY SERVICES DISTRICT**  
**Notes to Basic Financial Statements**  
**For the Year Ended June 30, 2024**

**NOTE 9: PENSION PLAN (CONTINUED)**

**B. Pension Liabilities, Pension Expenses and Deferred Outflows/Inflows of Resources Related to Pension (Continued)**

**Actuarial Assumptions (Continued)**

The mortality table used was developed based on CalPERS-specific data. The rates incorporate Generational Mortality to capture ongoing mortality improvement using 80 percent of Scale MP 2020 published by the Society of Actuaries. For more details, please refer to the CalPERS 2021 experience study that can be found on the CalPERS website.

**Long-Term Expected Rate of Return**

In determining the long-term expected rate of return, CalPERS took into account long-term market return expectations as well as the expected pension fund cash flows. Projected returns for all asset classes are estimated and, combined with risk estimates, are used to project compound (geometric) returns over the long-term. The discount rate used to discount liabilities was informed by the long-term projected portfolio return.

The expected real rates of return by asset class are as follows:

<u>Asset Class</u>	<u>Assumed Asset Allocation</u>	<u>Real Return Years 1-10 (1, 2)</u>
Global Equity – Cap-Weighted	30.0%	4.54%
Global Equity – Non-Cap-Weighted	12.0%	3.84%
Private Equity	13.0%	7.28%
Treasury	5.0%	0.27%
Mortgage-backed Securities	5.0%	0.50%
Investment Grade Corporates	10.0%	1.56%
High Yield	5.0%	2.27%
Emerging Market Debt	5.0%	2.48%
Private Debt	5.0%	3.57%
Real Assets	15.0%	3.21%
Leverage	( 5.0%)	( 0.59%)
Total	<u>100.0%</u>	

(1) An expected price inflation of 2.30% used for this period

(2) Figures are based on the 2021-22 Asset Liability Management Study

**Discount Rate**

The discount rate used to measure the total pension liability was 6.90 percent. The projection of cash flows used to determine the discount rate assumed that contributions from plan members will be made at the current member contribution rates and that contributions from employers will be made at statutorily required rates, actuarially determined. Based on those assumptions, the Plan's fiduciary net position was projected to be available to make all projected future benefit payments of current plan members. Therefore, the long-term expected rate of return on plan investments was applied to all periods of projected benefit payments to determine the total pension liability.

**HIDDEN VALLEY LAKE COMMUNITY SERVICES DISTRICT**  
**Notes to Basic Financial Statements**  
**For the Year Ended June 30, 2024**

**NOTE 9: PENSION PLAN (CONTINUED)**

**B. Pension Liabilities, Pension Expenses and Deferred Outflows/Inflows of Resources Related to Pension (Continued)**

**Sensitivity of the Proportionate Share of the Net Pension Liability to Changes in the Discount Rate**

The following presents the District’s proportionate share of the net pension liability for the Plan as of the measurement date, calculated using the discount rate for the Plan, as well as what the District’s proportionate share of the net pension liability would be if it were calculated using a discount rate that is 1-percentage point lower or 1-percentage point higher than the current rate:

	1% Decrease 5.90%	Discount Rate 6.90%	1% Increase 7.90%
Miscellaneous	\$ 3,097,695	\$ 2,016,426	\$ 1,126,447

**Pension Plan Fiduciary Net Position**

Detailed information about the pension plan’s fiduciary net position is available in the separately issued CalPERS financial reports.

**NOTE 10: OTHER POSTEMPLOYMENT BENEFITS (OPEB)**

**A. General Information about the OPEB Plan**

**Plan Description**

The District provides a single-employer defined benefit healthcare plan (the “Retiree Health Plan”) for eligible employees. The Retiree Health Plan provides lifetime retiree medical coverage for eligible retirees through Special District Risk Management Authority (SDRMA) the District’s group health insurance plan. The Board of Directors reserves the authority to review and amend the funding policy from time to time, in order to ensure that the funding policy continues to best suit the circumstances of the District.

The coverage requires the employee to meet the following requirements:

- Satisfaction of requirements for retirement under CalPERS, and
- Retirement from the District having reached at least age 55 and completing a minimum of 5 years of service with the District.

**Benefits Provided**

The District provides the following benefits to qualifying retirees who elect to continue medical coverage offered by the District. The benefits continue for the retiree’s lifetime:

- 50 percent of the medical premiums for the retiree
- 50 percent of the medical premiums for the retiree’s spouse, if covered, while the retiree is living

A retiree may elect to cover eligible dependents other than a spouse, provided the retiree pays 100 percent of any additional premium for their coverage.

**HIDDEN VALLEY LAKE COMMUNITY SERVICES DISTRICT**  
**Notes to Basic Financial Statements**  
**For the Year Ended June 30, 2024**

**NOTE 10: OTHER POSTEMPLOYMENT BENEFITS (OPEB) (CONTINUED)**

**A. General Information about the OPEB Plan (Continued)**

**Benefits Provided (Continued)**

Coverage and/or the premiums subsidy above are not available in retirement in these circumstances:

- For survivors, after the retiree’s death (other than as available under COBRA)
- For retirees eligible for PERS retirement from the District but failing to satisfy the age and service requirements above
- For retirees who meet the age and service requirements but do not continue their medical coverage through the District

The 2022 monthly healthcare premium rates are shown below:

<b>SDRMA 2022 Rates Northern California</b>			
<b>Plan</b>	<b>Employee Only</b>	<b>Employee + 1</b>	<b>Employee +2</b>
Blue Shield PPO Gold	\$ 990.86	\$ 1,981.72	\$ 2,575.00
Gold PPO Medicare	636.54	1,272.05	1,908.59

**Employees Covered by Benefit Terms**

At June 30, 2024 the following employees were covered by the benefit terms:

Inactive employees or beneficiaries entitled to but not receiving benefits	7
Inactive employees or beneficiaries currently receiving benefits	4
Active employees	21
Total	32

**B. Net OPEB Liability**

The District’s net OPEB liability of \$1,230,204, was measured as of June 30, 2023, and was determined by the actuarial valuation as of June 30, 2023.

**Actuarial Assumptions and Other Inputs**

The net OPEB liability in the June 30, 2022 actuarial valuation was determined using the following actuarial assumptions and other inputs, applied to all periods included in the measurement, unless otherwise specified:

Funding method	Entry-Age Normal Cost, level percent of pay
Asset valuation method	Market value of assets (\$0 as of the valuation date)
Salary increases	3.00% per year; since benefits do not depend on salary, this is used to allocate the cost of benefits between services years
Discount rate	3.69% as of June 30, 2022 and 3.86% as of June 30, 2023
Healthcare cost trend rates	5.8% for 2023, decreasing to an ultimate rate of 3.9% for 2076 and later
General inflation rate	2.50% per year



**HIDDEN VALLEY LAKE COMMUNITY SERVICES DISTRICT**  
**Notes to Basic Financial Statements**  
**For the Year Ended June 30, 2024**

**NOTE 10: OTHER POSTEMPLOYMENT BENEFITS (OPEB) (CONTINUED)**

**B. Net OPEB Liability (Continued)**

**Actuarial Assumptions and Other Inputs (Continued)**

Demographic actuarial assumptions used in the valuation are based on the 2021 experience study of the California Public Employees Retirement System using data from 1997 to 2019, except for a different basis used to project future mortality improvement.

**C. Changes in the Net OPEB Liability**

	Net OPEB Liability
Balance at June 30, 2023	\$ <u>1,131,152</u>
Changes for the year:	
Service cost	142,798
Interest	46,457
Net investment income	( 555)
Changes of assumptions	( 34,740)
Contributions – employer	( 54,911)
Administrative expenses	<u>3</u>
Net changes	<u>99,052</u>
Balance at June 30, 2024	\$ <u>1,230,204</u>

Changes of assumptions reflects a change in the discount rate from 3.69 percent to 3.86 percent.

**Sensitivity of the Net OPEB Liability to Changes in the Discount Rate**

The following presents the net OPEB liability of the District, as well as what the District’s net OPEB liability would be if it were calculated using a discount rate that is 1-percentage point lower or 1-percentage point higher than the current discount rate:

	1% Decrease 2.86%	Current Rate 3.86%	1% Increase 4.86%
Net OPEB liability	\$ 1,455,324	\$ 1,230,204	\$ 1,050,522

**Sensitivity of the Net OPEB Liability to Changes in the Healthcare Trend Rates**

The following presents the net OPEB liability of the District, as well as what the District’s net OPEB liability would be if it were calculated using healthcare cost trend rates that are 1-percentage point lower or 1-percentage point higher than the current healthcare cost trend rates:

	Current Trend -1%	Current Trend	Current Trend +1%
Net OPEB Liability	\$ 1,025,467	\$ 1,230,204	\$ 1,494,270

**HIDDEN VALLEY LAKE COMMUNITY SERVICES DISTRICT**

**Notes to Basic Financial Statements**

**For the Year Ended June 30, 2024**

**NOTE 10: OTHER POSTEMPLOYMENT BENEFITS (OPEB) (CONTINUED)**

**D. OPEB Expense and Deferred Outflows of Resources and Deferred Inflows of Resources Related to OPEB**

For the year ended June 30, 2024, the District recognized OPEB expense of \$80,802. At June 30, 2024, the District reported deferred outflows of resources and deferred inflows of resources related to OPEB from the following sources:

	Deferred Outflows of Resources	Deferred Inflows of Resources
Contributions made subsequent to the measurement date	\$ 60,042	\$ -
Changes of assumptions	132,428	( 256,258)
Differences between expected and actual experience	-	( 537,690)
Differences between projected and actual earnings on investments	176	-
Total	\$ 192,646	(\$ 793,948)

\$60,042 reported as deferred outflows of resources related to contributions subsequent to the measurement date will be recognized in the next fiscal year. Other amounts reported as deferred outflows of resources and deferred inflows of resources related to OPEB will be recognized in OPEB expense as follows:

Year Ended June 30		
2025		(\$ 103,953)
2026		( 94,784)
2027		( 98,297)
2028		( 109,060)
2029		( 83,911)
Thereafter		( 171,339)
		(\$ 661,344)

**NOTE 11: RISK MANAGEMENT**

The District is exposed to various risks of loss related to torts; theft of, damage to and destruction of assets; errors and omissions; injuries to employees; and natural disasters. The District has joined together with other municipalities to participate in the Special District Risk Authority Management (SDRMA) for general liability, vehicle liability, and errors and omissions purposes. SDRMA is a public entity risk pool which serves as a common risk management and insurance program. The District pays an annual premium to SDRMA for its insurance coverage. The agreements with SDRMA provide that they will be self-sustaining through member premiums and will reinsure through commercial companies for excess coverage.

There is no claims liability to be reported based on the requirements of Governmental Accounting Standards Board Statement No. 10, which requires that a liability for claims be reported if information prior to the issuance of the financial statements indicates that it is probable that a liability has been incurred at the date of the financial statements and the amount of the loss can be reasonably estimated.

There are no significant reductions in insurance coverage from prior years and there have been no settlements exceeding the insurance coverages for each of the past three fiscal years.

**HIDDEN VALLEY LAKE COMMUNITY SERVICES DISTRICT**  
**Notes to Basic Financial Statements**  
**For the Year Ended June 30, 2024**

**NOTE 12: OTHER INFORMATION**

**A. Subsequent Events**

Management has evaluated events subsequent to June 30, 2024 through December 3, 2024, the date on which the financial statements were available for issuance. Management has determined no other subsequent events requiring disclosure have occurred.

**THIS PAGE INTENTIONALLY LEFT BLANK**

---

**Required Supplementary Information  
(Unaudited)**

**THIS PAGE INTENTIONALLY LEFT BLANK**

**THIS PAGE INTENTIONALLY LEFT BLANK**

**HIDDEN VALLEY LAKE COMMUNITY SERVICES DISTRICT**  
**Required Supplementary Information**  
**District Pension Plan**  
**Schedule of Proportionate Share of the Net Pension Liability**  
**For the Year Ended June 30, 2024**  
**Last 10 Years**

<b>Measurement Period</b>	<u><b>2013/2014</b></u>	<u><b>2014/2015</b></u>	<u><b>2015/2016</b></u>	<u><b>2016/2017</b></u>
<b>Miscellaneous Plan</b>				
Proportion of the net pension liability	0.01414%	0.01560%	0.01480%	0.01480%
Proportionate share of the net pension liability	\$ 880,120	\$ 1,071,015	\$ 1,282,357	\$ 1,466,045
Covered payroll	641,041	758,445	794,520	746,828
Proportionate share of the net pension liability as a percentage of covered payroll	137.30%	141.21%	161.40%	196.30%
Plan fiduciary net position as a percentage of the total pension liability	77.74%	73.61%	71.62%	72.91%



<u>2017/2018</u>	<u>2018/2019</u>	<u>2019/2020</u>	<u>2020/2021</u>	<u>2021/2022</u>	<u>2022/2023</u>
0.03725%	0.03809%	0.03751%	0.04307%	0.03944%	0.04033%
\$ 1,403,810	\$ 1,525,450	\$ 1,582,280	\$ 817,874	\$ 1,845,298	\$ 2,016,426
773,598	858,574	784,205	851,369	999,422	1,021,003
181.47%	177.67%	201.77%	96.07%	184.64%	197.49%
74.97%	74.75%	75.65%	88.06%	75.36%	74.78%

**HIDDEN VALLEY LAKE COMMUNITY SERVICES DISTRICT**  
**Required Supplementary Information**  
**District Pension Plan**  
**Schedule of Contributions**  
**For the Year Ended June 30, 2024**  
**Last 10 Years**

<b>Fiscal Year</b>	<u>2014/2015</u>	<u>2015/2016</u>	<u>2016/2017</u>	<u>2017/2018</u>
<b>Miscellaneous Plan</b>				
Contractually required contributions (actuarially determined)	\$ 134,328	\$ 146,971	\$ 154,945	\$ 167,579
Contributions in relation to the actuarially determined contributions	<u>(134,328)</u>	<u>(146,971)</u>	<u>(154,945)</u>	<u>(167,579)</u>
Contribution deficiency (excess)	<u>\$ -</u>	<u>\$ -</u>	<u>\$ -</u>	<u>\$ -</u>
Covered payroll	\$ 758,445	\$ 794,520	\$ 746,828	\$ 773,598
Contributions as a percentage of covered payroll	18.37%	18.50%	20.75%	21.66%

<u>2018/2019</u>	<u>2019/2020</u>	<u>2020/2021</u>	<u>2021/2022</u>	<u>2022/2023</u>	<u>2023/2024</u>
\$ 196,316	\$ 209,290	\$ 184,404	\$ 206,822	\$ 223,591	\$ 228,658
<u>(196,316)</u>	<u>(209,290)</u>	<u>(184,404)</u>	<u>(206,822)</u>	<u>(223,591)</u>	<u>(228,658)</u>
<u>\$ -</u>	<u>\$ -</u>	<u>\$ -</u>	<u>\$ -</u>	<u>\$ -</u>	<u>\$ -</u>
\$ 858,574 22.87%	\$ 784,205 26.69%	\$ 851,369 21.66%	\$ 999,422 20.69%	\$ 1,021,003 21.90%	\$ 1,061,460 21.54%

**HIDDEN VALLEY LAKE COMMUNITY SERVICES DISTRICT**  
**Required Supplementary Information**  
**District Pension Plan**  
**Notes to District Pension Plan**  
**For the Year Ended June 30, 2024**

**NOTE 1: SCHEDULE OF PROPORTIONATE SHARE OF THE NET PENSION LIABILITY**

**Summary of Changes of Benefits or Assumptions**

Benefit Changes: None

Changes of Assumptions: None

**NOTE 2: SCHEDULE OF CONTRIBUTIONS**

Methods and assumptions used to determine the contribution rates were as follows:

Valuation Date	June 30, 2021
Actuarial cost method	Individual Entry Age
Amortization method	Level Percentage of Payroll and Direct Rate Smoothing
Remaining amortization period	Differs by employer rate plan but no more than 30 years
Asset valuation method	Fair value
Discount rate	6.80%
Inflation	2.30%
Salary increases	Varies based on entry age and service
Investment rate of return	6.80%

**THIS PAGE INTENTIONALLY LEFT BLANK**

**HIDDEN VALLEY LAKE COMMUNITY SERVICES DISTRICT**  
**Required Supplementary Information**  
**District OPEB Plan**  
**Schedule of Changes in the Net OPEB Liability and Related Ratios**  
**For the Year Ended June 30, 2024**  
**Last 10 Years\***

Fiscal Year	2017/2018	2018/2019	2019/2020	2020/2021
<b>Total OPEB Liability</b>				
Service Cost	\$ 168,137	\$ 150,829	\$ 153,728	\$ 176,637
Interest	35,914	46,055	52,382	55,105
Differences between expected and actual experience	-	-	-	(521,254)
Changes of assumptions	(95,664)	(12,151)	118,430	6,626
Benefit payments	(20,997)	(33,593)	(35,000)	(32,845)
<b>Net Change in Total OPEB Liability</b>	87,390	151,140	289,540	(315,731)
<b>Total OPEB Liability - Beginning</b>	1,072,269	1,159,659	1,310,799	1,600,339
<b>Total OPEB Liability - Ending (a)</b>	<u>\$ 1,159,659</u>	<u>\$ 1,310,799</u>	<u>\$ 1,600,339</u>	<u>\$ 1,284,608</u>
<b>Plan Fiduciary Net Position</b>				
Net investment income	\$ -	\$ -	\$ -	\$ -
Contributions - employer	20,997	33,593	35,000	32,845
Benefit payments	(20,997)	(33,593)	(35,000)	(32,845)
Investment experience	-	-	-	-
<b>Net Change in Plan Fiduciary Net position</b>	-	-	-	-
<b>Plan Fiduciary Net Position - Beginning</b>	-	-	-	-
<b>Plan Fiduciary Net Position - Ending (b)</b>	<u>\$ -</u>	<u>\$ -</u>	<u>\$ -</u>	<u>\$ -</u>
<b>Net OPEB Liability - Ending (a)-(b)</b>	<u>\$ 1,159,659</u>	<u>\$ 1,310,799</u>	<u>\$ 1,600,339</u>	<u>\$ 1,284,608</u>
Plan Fiduciary net position as a percentage of the total OPEB liability	0.00%	0.00%	0.00%	0.00%
Covered-employee payroll	\$ 770,191	\$ 804,618	\$ 915,742	\$ 839,034
Net OPEB liability as a percentage of covered-employee payroll	150.57%	162.91%	174.76%	153.11%

\* The District implemented GASB 75 for the fiscal year June 30, 2018, therefore only seven years are shown.

<u>2021/2022</u>	<u>2022/2023</u>	<u>2023/2024</u>
\$ 134,517	\$ 157,571	\$ 142,798
34,433	32,785	46,457
-	(326,573)	-
134,336	(269,003)	(34,740)
<u>(24,320)</u>	<u>(27,202)</u>	<u>(29,911)</u>
278,966	(432,422)	124,604
<u>1,284,608</u>	<u>1,563,574</u>	<u>1,131,152</u>
<u>\$ 1,563,574</u>	<u>\$ 1,131,152</u>	<u>\$ 1,255,756</u>
\$ -	\$ -	\$ 555
24,321	27,202	54,911
(24,321)	(27,202)	(29,911)
<u>-</u>	<u>-</u>	<u>(3)</u>
-	-	25,552
<u>-</u>	<u>-</u>	<u>-</u>
<u>\$ -</u>	<u>\$ -</u>	<u>\$ 25,552</u>
<u>\$ 1,563,574</u>	<u>\$ 1,131,152</u>	<u>\$ 1,230,204</u>
0.00%	0.00%	2.03%
\$ 937,333	\$ 1,027,052	\$ 1,189,353
166.81%	110.14%	103.43%

**HIDDEN VALLEY LAKE COMMUNITY SERVICES DISTRICT**  
**Required Supplementary Information**  
**District OPEB Plan**  
**Notes to District OPEB Plan**  
**For the Year Ended June 30, 2024**

**NOTE 1: SCHEDULE OF CHANGES IN THE NET OPEB LIABILITY AND RELATED RATIOS**

The Discount rate was changed to 3.86 percent as of June 30, 2023, from 3.69 percent as of June 30, 2022.

**NOTE 2: SCHEDULE OF CONTRIBUTIONS**

Methods and assumptions used to determine the contribution rates were as follows:

Valuation Date	June 30, 2022
Actuarial cost method	Entry age normal level percent of pay
Amortization method	Level Percentage of Payroll
Amortization period	30 years closed
Asset valuation method	Market value
Inflation	2.50%
Healthcare cost trend rates	5.60% in 2024, fluctuating down to 3.90% by 2076
Salary	3.00%
Investment rate of return	6.20%
Retirement age	From 50 to 75
Mortality	CalPERS 2021 Experience Study
Mortality improvement	MacLeod Watts Scale 2022 Generational



---

## **Combining Fund Financial Statements**

**THIS PAGE INTENTIONALLY LEFT BLANK**

**THIS PAGE INTENTIONALLY LEFT BLANK**

**HIDDEN VALLEY LAKE COMMUNITY SERVICES DISTRICT**  
**Combining Statement of Net Position**  
**Sewer Operations**  
**June 30, 2024**

	Sewer	1995-2 Bond Redemption	USDA Solar Loan	Wastewater Capital Facilities Reserved
<b>ASSETS</b>				
Current Assets:				
Cash and investments	\$ 397,184	\$ 548,050	\$ 9,321	\$ 226,540
Investments with fiscal agent	-	150,396	-	-
Receivables:				
Accounts (net of allowance)	222,784	-	-	-
Assessments	-	52,330	-	-
Interest	872	1,138	11	705
Prepaid costs	44,415	-	-	-
Inventory	19,315	-	-	-
<b>Total Current Assets</b>	<b>684,570</b>	<b>751,914</b>	<b>9,332</b>	<b>227,245</b>
Noncurrent Assets:				
Delinquent assessments receivable	-	318,867	-	-
Capital assets:				
Non-depreciable	585,464	-	-	-
Depreciable Net	2,095,268	-	-	-
Total capital assets	2,680,732	-	-	-
<b>Total Noncurrent Assets</b>	<b>2,680,732</b>	<b>318,867</b>	<b>-</b>	<b>-</b>
<b>Total Assets</b>	<b>3,365,302</b>	<b>1,070,781</b>	<b>9,332</b>	<b>227,245</b>
<b>DEFERRED OUTFLOWS OF RESOURCES</b>				
Deferred pension adjustments	406,586	-	-	-
Deferred OPEB adjustments	96,323	-	-	-
<b>Total Deferred Outflows of Resources</b>	<b>502,909</b>	<b>-</b>	<b>-</b>	<b>-</b>
<b>LIABILITIES</b>				
Current Liabilities:				
Accounts payable	57,572	-	-	-
Salaries and benefits payable	15,011	-	-	-
Interest payable	-	25,477	5,012	-
Compensated absences	14,182	-	-	-
Right-to-use lease payable	1,962	-	-	-
Bonds payable	-	215,263	-	-
Certificates of participation	-	-	19,000	-
<b>Total Current Liabilities</b>	<b>88,727</b>	<b>240,740</b>	<b>24,012</b>	<b>-</b>
Noncurrent Liabilities:				
Compensated absences	3,905	-	-	-
Right-to-use lease payable	330	-	-	-
Bonds payable	-	2,002,844	-	-
Certificates of participation	-	-	427,000	-
Net pension liability	1,008,213	-	-	-
Net OPEB liability	615,102	-	-	-
<b>Total Noncurrent Liabilities</b>	<b>1,627,550</b>	<b>2,002,844</b>	<b>427,000</b>	<b>-</b>
<b>Total Liabilities</b>	<b>1,716,277</b>	<b>2,243,584</b>	<b>451,012</b>	<b>-</b>

<b>Wastewater Capital Facilities Unreserved</b>	<b>USDA Reserve Fund</b>	<b>Total Sewer Operations</b>
\$ 586,825	\$ 31,397	\$ 1,799,317
-	-	150,396
-	-	222,784
-	-	52,330
1,141	-	3,867
-	-	44,415
-	-	19,315
<u>587,966</u>	<u>31,397</u>	<u>2,292,424</u>
-	-	318,867
-	-	585,464
-	-	2,095,268
-	-	<u>2,680,732</u>
-	-	2,999,599
<u>587,966</u>	<u>31,397</u>	<u>5,292,023</u>
-	-	406,586
-	-	<u>96,323</u>
-	-	<u>502,909</u>
-	-	57,572
-	-	15,011
-	-	30,489
-	-	14,182
-	-	1,962
-	-	215,263
-	-	<u>19,000</u>
-	-	<u>353,479</u>
-	-	3,905
-	-	330
-	-	2,002,844
-	-	427,000
-	-	1,008,213
-	-	<u>615,102</u>
-	-	<u>4,057,394</u>
-	-	<u>4,410,873</u>

**HIDDEN VALLEY LAKE COMMUNITY SERVICES DISTRICT**  
**Combining Statement of Net Position**  
**Sewer Operations**  
**June 30, 2024**

	<u>Sewer</u>	<u>1995-2 Bond Redemption</u>	<u>USDA Solar Loan</u>	<u>Wastewater Capital Facilities Reserved</u>
<b>DEFERRED INFLOWS OF RESOURCES</b>				
Deferred pension adjustments	44,064	-	-	-
Deferred OPEB adjustments	396,974	-	-	-
<b>Total Deferred Inflows of Resources</b>	<u>441,038</u>	<u>-</u>	<u>-</u>	<u>-</u>
<b>NET POSITION</b>				
Net investment in capital assets	2,678,440	(2,218,107)	(446,000)	-
Restricted for debt service	-	1,045,304	-	-
Restricted for capital facilities	-	-	-	227,245
Unrestricted	(967,544)	-	4,320	-
<b>Total Net Position</b>	<u>\$ 1,710,896</u>	<u>\$ (1,172,803)</u>	<u>\$ (441,680)</u>	<u>\$ 227,245</u>

<b>Wastewater Capital Facilities Unreserved</b>	<b>USDA Reserve Fund</b>	<b>Total Sewer Operations</b>
-	-	44,064
-	-	396,974
-	-	441,038
-	-	14,333
-	31,397	1,076,701
-	-	227,245
587,966	-	(375,258)
<u>\$ 587,966</u>	<u>\$ 31,397</u>	<u>\$ 943,021</u>

**HIDDEN VALLEY LAKE COMMUNITY SERVICES DISTRICT**  
**Combining Statement of Revenues, Expenses**  
**and Changes in Net Position**  
**Sewer Operations**  
**For the Year Ended June 30, 2024**

	Sewer	1995-2 Bond Redemption	USDA Solar Loan	Wastewater Capital Facilities Reserved
<b>OPERATING REVENUES</b>				
Assessments	\$ -	\$ 263,012	\$ -	\$ -
Permits and inspections	12,270	-	-	9,537
Charges for services	2,153,545	-	-	-
Miscellaneous	69,409	254,819	-	-
<b>Total Operating Revenues</b>	<b>2,235,224</b>	<b>517,831</b>	<b>-</b>	<b>9,537</b>
<b>OPERATING EXPENSES</b>				
Salaries and benefits	1,048,974	-	-	-
Insurance	176,289	-	-	-
Office expenses	39,791	-	-	-
Continuing education	4,371	-	-	-
Dues and subscriptions	16,400	-	-	-
Postage	8,861	-	-	-
Repairs and maintenance	237,798	-	-	-
Gas, fuel and oil	17,297	-	-	-
Supplies	83,118	-	-	-
Professional services	183,849	10,617	-	-
Rents and leases	2,419	-	-	-
Travel	12,831	-	-	-
Telephone	21,027	-	-	-
Power	147,088	-	-	-
Other utilities	3,608	-	-	-
Depreciation	260,672	-	-	-
Other operating	1,827	-	-	-
Office and safety equipment	4,243	-	-	-
Director's compensation	3,230	-	-	-
Environmental monitoring	53,929	-	-	-
Disaster mitigation	78,664	-	-	-
Regulatory compliance	12,119	-	-	-
Annual operating fees	25,885	-	-	-
<b>Total Operating Expenses</b>	<b>2,444,290</b>	<b>10,617</b>	<b>-</b>	<b>-</b>
<b>Operating Income (Loss)</b>	<b>(209,066)</b>	<b>507,214</b>	<b>-</b>	<b>9,537</b>
<b>NON-OPERATING REVENUES (EXPENSES)</b>				
Interest income	5,339	12,065	44	2,646
Intergovernmental revenues	(3,564)	-	-	-
Interest expense	(7)	(79,618)	(13,143)	-
<b>Total Non-Operating Revenues (Expenses)</b>	<b>1,768</b>	<b>(67,553)</b>	<b>(13,099)</b>	<b>2,646</b>
<b>Income (Loss) Before Transfers</b>	<b>(207,298)</b>	<b>439,661</b>	<b>(13,099)</b>	<b>12,183</b>



<b>Wastewater Capital Facilities Unreserved</b>	<b>USDA Reserve Fund</b>	<b>Total Sewer Operations</b>
\$ -	\$ -	\$ 263,012
-	-	21,807
-	-	2,153,545
-	-	324,228
-	-	2,762,592
-	-	1,048,974
-	-	176,289
-	-	39,791
-	-	4,371
-	-	16,400
-	-	8,861
-	-	237,798
-	-	17,297
-	-	83,118
-	-	194,466
-	-	2,419
-	-	12,831
-	-	21,027
-	-	147,088
-	-	3,608
-	-	260,672
-	-	1,827
-	-	4,243
-	-	3,230
-	-	53,929
-	-	78,664
-	-	12,119
-	-	25,885
-	-	2,454,907
-	-	307,685
4,460	24	24,578
-	-	(3,564)
-	-	(92,768)
4,460	24	(71,754)
4,460	24	235,931

**HIDDEN VALLEY LAKE COMMUNITY SERVICES DISTRICT**  
**Combining Statement of Revenues, Expenses**  
**and Changes in Net Position**  
**Sewer Operations**  
**For the Year Ended June 30, 2024**

	<u>Sewer</u>	<u>1995-2 Bond Redemption</u>	<u>USDA Solar Loan</u>	<u>Wastewater Capital Facilities Reserved</u>
Transfers in (out)	(32,158)	-	32,158	-
<b>Change in Net Position</b>	<u>(239,456)</u>	<u>439,661</u>	<u>19,059</u>	<u>12,183</u>
<b>Total Net Position - Beginning</b>	1,841,237	(1,612,464)	(460,739)	215,062
Prior period adjustment	109,115	-	-	-
<b>Total Net Position - Beginning, Restated</b>	<u>1,950,352</u>	<u>(1,612,464)</u>	<u>(460,739)</u>	<u>215,062</u>
<b>Total Net Position - Ending</b>	<u>\$ 1,710,896</u>	<u>\$ (1,172,803)</u>	<u>\$ (441,680)</u>	<u>\$ 227,245</u>

<b>Wastewater Capital Facilities Unreserved</b>	<b>USDA Reserve Fund</b>	<b>Total Sewer Operations</b>
-	-	-
4,460	24	235,931
583,506	31,373	597,975
-	-	109,115
583,506	31,373	707,090
<u>\$ 587,966</u>	<u>\$ 31,397</u>	<u>\$ 943,021</u>

**HIDDEN VALLEY LAKE COMMUNITY SERVICES DISTRICT**  
**Combining Statement of Cash Flows**  
**Sewer Operations**  
**For the Year Ended June 30, 2024**

	Sewer	1995-2 Bond Redemption	USDA Solar Loan	Wastewater Capital Facilities Reserved
<b>CASH FLOWS FROM OPERATING ACTIVITIES</b>				
Cash received from customers	\$ 2,243,499	\$ 348,789	\$ -	\$ 9,537
Cash paid to suppliers	(1,123,264)	(10,617)	-	-
Cash paid to employees	(975,147)	-	-	-
<b>Net Cash Provided (Used) by Operating Activities</b>	<b>145,088</b>	<b>338,172</b>	<b>-</b>	<b>9,537</b>
<b>CASH FLOWS FROM NONCAPITAL FINANCING ACTIVITIES</b>				
Grants received	(3,564)	-	-	-
Transfers from/to other funds	(32,158)	-	32,158	-
<b>Net Cash Provided (Used) by Noncapital Financing Activities</b>	<b>(35,722)</b>	<b>-</b>	<b>32,158</b>	<b>-</b>
<b>CASH FLOWS FROM CAPITAL AND RELATED FINANCING ACTIVITIES</b>				
Acquisition of capital assets	(91,632)	-	-	-
Principal paid on debt	(1,962)	(208,263)	(18,500)	-
Interest paid on debt	(7)	(79,843)	(13,658)	-
<b>Net Cash Provided (Used) by Capital and Related Financing Activities</b>	<b>(93,601)</b>	<b>(288,106)</b>	<b>(32,158)</b>	<b>-</b>
<b>CASH FLOWS FROM INVESTING ACTIVITIES</b>				
Interest on investments	5,054	11,689	40	2,414
<b>Net Cash Provided (Used) by Investing Activities</b>	<b>5,054</b>	<b>11,689</b>	<b>40</b>	<b>2,414</b>
<b>Net Increase (Decrease) in Cash and Cash Equivalentents</b>	<b>20,819</b>	<b>61,755</b>	<b>40</b>	<b>11,951</b>
<b>Balances - Beginning</b>	<b>376,365</b>	<b>636,691</b>	<b>9,281</b>	<b>214,589</b>
<b>Balances - Ending</b>	<b>\$ 397,184</b>	<b>\$ 698,446</b>	<b>\$ 9,321</b>	<b>\$ 226,540</b>

<b>Wastewater Capital Facilities Unreserved</b>	<b>USDA Reserve Fund</b>	<b>Total Sewer Operations</b>
\$ -	\$ -	\$ 2,601,825
-	-	(1,133,881)
-	-	(975,147)
-	-	492,797
-	-	(3,564)
-	-	-
-	-	(3,564)
-	-	(91,632)
-	-	(228,725)
-	-	(93,508)
-	-	(413,865)
4,083	24	23,304
4,083	24	23,304
4,083	24	98,672
582,742	31,373	1,851,041
<u>\$ 586,825</u>	<u>\$ 31,397</u>	<u>\$ 1,949,713</u>

**HIDDEN VALLEY LAKE COMMUNITY SERVICES DISTRICT**  
**Combining Statement of Cash Flows**  
**Sewer Operations**  
**For the Year Ended June 30, 2024**

	<u>Sewer</u>	<u>1995-2 Bond Redemption</u>	<u>USDA Solar Loan</u>	<u>Wastewater Capital Facilities Reserved</u>
<b>RECONCILIATION OF OPERATING INCOME (LOSS) TO NET CASH PROVIDED (USED) BY OPERATING ACTIVITIES</b>				
Operating income (loss)	\$ (209,066)	\$ 507,214	\$ -	\$ 9,537
Adjustments to reconcile operating income to net cash provided by operating activities:				
Depreciation/amortization	260,672	-	-	-
Decrease (increase) in:				
Accounts receivable	8,275	-	-	-
Assessments receivable	-	(169,042)	-	-
Prepaid costs	(4,265)	-	-	-
Inventory	(19,315)	-	-	-
Pension adjustment - deferred outflows	(4,434)	-	-	-
OPEB adjustment - deferred outflows	13,252	-	-	-
Increase (decrease) in:				
Accounts payable	34,960	-	-	-
Salaries and benefits payable	1,080	-	-	-
Compensated absences	(645)	-	-	-
Net pension liability	85,564	-	-	-
Net OPEB liability	49,526	-	-	-
Pension adjustment - deferred inflows	(18,118)	-	-	-
OPEB adjustment - deferred inflows	(52,398)	-	-	-
<b>Net Cash Provided (Used) by Operating Activities</b>	<u>\$ 145,088</u>	<u>\$ 338,172</u>	<u>\$ -</u>	<u>\$ 9,537</u>
<b>NONCASH INVESTING, CAPITAL, AND FINANCING ACTIVITIES</b>				
Amoritzation of discount	\$ -	\$ 2,263	\$ -	\$ -

<u>Wastewater Capital Facilities Unreserved</u>	<u>USDA Reserve Fund</u>	<u>Total Sewer Operations</u>
\$ -	\$ -	\$ 307,685
-	-	260,672
-	-	8,275
-	-	(169,042)
-	-	(4,265)
-	-	(19,315)
-	-	(4,434)
-	-	13,252
-	-	34,960
-	-	1,080
-	-	(645)
-	-	85,564
-	-	49,526
-	-	(18,118)
-	-	(52,398)
<u>\$ -</u>	<u>\$ -</u>	<u>\$ 492,797</u>

\$ -      \$ -      \$ 2,263

**HIDDEN VALLEY LAKE COMMUNITY SERVICES DISTRICT**  
**Combining Statement of Net Position**  
**Water Operations**  
**June 30, 2024**

	<u>Water</u>	<u>CIEDB Loan Redemption</u>	<u>CIEDB Loan Reserve</u>
<b>ASSETS</b>			
Current Assets:			
Cash and investments	\$ 417,175	\$ 95,332	\$ 186,476
Investments with fiscal agent	-	-	-
Receivables:			
Accounts (net of allowance)	442,713	-	-
Interest	1,347	2,345	-
Intergovernmental	1,046,252	-	-
Prepaid costs	44,415	-	-
Inventory	285,383	-	-
<b>Total Current Assets</b>	<u>2,237,285</u>	<u>97,677</u>	<u>186,476</u>
Noncurrent Assets:			
Restricted cash and investments	59,638	-	-
Capital assets:			
Non-depreciable	2,384,690	-	-
Depreciable, net	3,387,544	-	-
Total capital assets	<u>5,772,234</u>	<u>-</u>	<u>-</u>
<b>Total Noncurrent Assets</b>	<u>5,831,872</u>	<u>-</u>	<u>-</u>
<b>Total Assets</b>	<u>8,069,157</u>	<u>97,677</u>	<u>186,476</u>
<b>DEFERRED OUTFLOWS OF RESOURCES</b>			
Deferred pension adjustments	406,586	-	-
Deferred OPEB adjustments	96,323	-	-
<b>Total Deferred Outflows of Resources</b>	<u>502,909</u>	<u>-</u>	<u>-</u>
<b>LIABILITIES</b>			
Current Liabilities:			
Accounts payable	549,753	-	-
Salaries and benefits payable	15,186	-	-
Retention payable	78,574	-	-
Interest payable	-	14,431	-
Compensated absences	14,182	-	-
Right-to-use lease payable	1,962	-	-
Bonds payable	-	-	-
Loans payable	-	126,204	-
<b>Total Current Liabilities</b>	<u>659,657</u>	<u>140,635</u>	<u>-</u>
Noncurrent Liabilities:			
Compensated absences	3,905	-	-
Right-to-use lease payable	330	-	-
Bonds payable	-	-	-
Loans payable	-	1,015,347	-
Net pension liability	1,008,213	-	-
Net OPEB liability	615,102	-	-
<b>Total Noncurrent Liabilities</b>	<u>1,627,550</u>	<u>1,015,347</u>	<u>-</u>
<b>Total Liabilities</b>	<u>2,287,207</u>	<u>1,155,982</u>	<u>-</u>



<b>Water Bond 2023A</b>	<b>Water Operations Reserve</b>	<b>Water Capital Fund</b>	<b>Total Water Operations</b>
\$ -	\$ 180,318	\$ 2,575,890	\$ 3,455,191
3,537,128	-	-	3,537,128
-	-	-	442,713
-	-	-	3,692
-	-	-	1,046,252
-	-	-	44,415
-	-	-	285,383
<u>3,537,128</u>	<u>180,318</u>	<u>2,575,890</u>	<u>8,814,774</u>
-	-	-	59,638
-	-	-	2,384,690
-	-	-	<u>3,387,544</u>
-	-	-	<u>5,772,234</u>
-	-	-	5,831,872
<u>3,537,128</u>	<u>180,318</u>	<u>2,575,890</u>	<u>14,646,646</u>
-	-	-	406,586
-	-	-	<u>96,323</u>
-	-	-	502,909
-	-	-	549,753
-	-	-	15,186
-	-	-	78,574
104,844	-	-	119,275
-	-	-	14,182
-	-	-	1,962
19,622	-	-	19,622
-	-	-	<u>126,204</u>
<u>124,466</u>	<u>-</u>	<u>-</u>	<u>924,758</u>
-	-	-	3,905
-	-	-	330
4,962,422	-	-	4,962,422
-	-	-	1,015,347
-	-	-	1,008,213
-	-	-	<u>615,102</u>
<u>4,962,422</u>	<u>-</u>	<u>-</u>	<u>7,605,319</u>
<u>5,086,888</u>	<u>-</u>	<u>-</u>	<u>8,530,077</u>

**HIDDEN VALLEY LAKE COMMUNITY SERVICES DISTRICT**  
**Combining Statement of Net Position**  
**Water Operations**  
**June 30, 2024**

	<b>Water</b>	<b>CIEDB Loan Redemption</b>	<b>CIEDB Loan Reserve</b>
<b>DEFERRED INFLOWS OF RESOURCES</b>			
Deferred pension adjustments	44,064	-	-
Deferred OPEB adjustments	396,974	-	-
<b>Total Deferred Inflows of Resources</b>	<u>441,038</u>	<u>-</u>	<u>-</u>
<b>NET POSITION</b>			
Net investment in capital assets	5,769,942	(1,141,551)	-
Restricted for debt service	-	-	186,476
Restricted for capital facilities	-	-	-
Unrestricted	73,879	83,246	-
<b>Total Net Position</b>	<u>\$ 5,843,821</u>	<u>\$ (1,058,305)</u>	<u>\$ 186,476</u>

<b>Water Bond 2023A</b>	<b>Water Operations Reserve</b>	<b>Water Capital Fund</b>	<b>Total Water Operations</b>
-	-	-	44,064
-	-	-	396,974
-	-	-	441,038
(4,982,044)	-	-	(353,653)
-	-	-	186,476
-	-	2,575,890	2,575,890
3,432,284	180,318	-	3,769,727
<u>\$ (1,549,760)</u>	<u>\$ 180,318</u>	<u>\$ 2,575,890</u>	<u>\$ 6,178,440</u>

**HIDDEN VALLEY LAKE COMMUNITY SERVICES DISTRICT**  
**Combining Statement of Revenues, Expenses**  
**and Changes in Net Position**  
**Water Operations**  
**For the Year Ended June 30, 2024**

	Water	CIEDB Loan Redemption	CIEDB Loan Reserve
<b>OPERATING REVENUES</b>			
Charges for services	\$ 3,241,934	\$ 36,548	\$ -
Miscellaneous	82,110	-	-
<b>Total Operating Revenues</b>	<u>3,324,044</u>	<u>36,548</u>	<u>-</u>
<b>OPERATING EXPENSES</b>			
Salaries and benefits	1,020,978	-	-
Insurance	151,289	-	-
Office expenses	39,768	-	-
Continuing education	5,645	-	-
Dues and subscriptions	35,060	-	-
Postage	9,077	-	-
Repairs and maintenance	223,615	-	-
Gas, fuel and oil	17,275	-	-
Supplies	8,703	-	-
Professional services	140,033	-	-
Rents and leases	6,070	-	-
Travel	13,433	-	-
Telephone	20,695	-	-
Power	231,454	-	-
Other utilities	3,608	-	-
Depreciation	205,399	-	-
Other operating	9,689	-	-
Office and safety equipment	4,243	-	-
Director's compensation	3,229	-	-
Environmental monitoring	14,555	-	-
Water conservation	5,219	-	-
Water rights	695	-	-
Disaster mitigation	78,664	-	-
Reliable water supply	352,665	-	-
Annual operating fees	9,679	3,791	-
<b>Total Operating Expenses</b>	<u>2,610,740</u>	<u>3,791</u>	<u>-</u>
<b>Operating Income (Loss)</b>	<u>713,304</u>	<u>32,757</u>	<u>-</u>
<b>NON-OPERATING REVENUES (EXPENSES)</b>			
Interest income	8,262	6,605	1,855
Intergovernmental revenue	1,844,478	-	-
Interest expense	(7)	(40,080)	-
Costs of issuance	-	-	-
<b>Total Non-Operating Revenues (Expenses)</b>	<u>1,852,733</u>	<u>(33,475)</u>	<u>1,855</u>
<b>Income (Loss) Before Transfers</b>	<u>2,566,037</u>	<u>(718)</u>	<u>1,855</u>

<b>Water Bond 2023</b>	<b>Water Operating Reserve</b>	<b>Water Capital Fund</b>	<b>Total Water Operations</b>
\$ -	\$ -	\$ -	\$ 3,278,482
-	-	-	82,110
-	-	-	3,360,592
-	-	-	1,020,978
-	-	-	151,289
-	-	-	39,768
-	-	-	5,645
-	-	-	35,060
-	-	-	9,077
-	-	-	223,615
-	-	-	17,275
-	-	-	8,703
-	-	-	140,033
-	-	-	6,070
-	-	-	13,433
-	-	-	20,695
-	-	-	231,454
-	-	-	3,608
-	-	-	205,399
-	-	-	9,689
-	-	-	4,243
-	-	-	3,229
-	-	-	14,555
-	-	-	5,219
-	-	-	695
-	-	-	78,664
-	-	-	352,665
-	-	-	13,470
-	-	-	2,614,531
-	-	-	746,061
70,085	137	1,305	88,249
-	-	-	1,844,478
(157,266)	-	-	(197,353)
(200,127)	-	-	(200,127)
(287,308)	137	1,305	1,535,247
(287,308)	137	1,305	2,281,308

**HIDDEN VALLEY LAKE COMMUNITY SERVICES DISTRICT**  
**Combining Statement of Revenues, Expenses**  
**and Changes in Net Position**  
**Water Operations**  
**For the Year Ended June 30, 2024**

	<u>Water</u>	<u>CIEDB Loan Redemption</u>	<u>CIEDB Loan Reserve</u>
Transfers in (out)	208,369	129,462	-
<b>Change in Net Position</b>	<u>2,774,406</u>	<u>128,744</u>	<u>1,855</u>
<b>Total Net Position - Beginning</b>	2,933,260	(1,187,049)	184,621
Prior period adjustment	136,155	-	-
<b>Total Net Position - Beginning, Restated</b>	<u>3,069,415</u>	<u>(1,187,049)</u>	<u>184,621</u>
<b>Total Net Position - Ending</b>	<u>\$ 5,843,821</u>	<u>\$ (1,058,305)</u>	<u>\$ 186,476</u>

<b>Water Bond 2023</b>	<b>Water Operating Reserve</b>	<b>Water Capital Fund</b>	<b>Total Water Operations</b>
(1,262,452)	-	924,412	(209)
(1,549,760)	137	925,717	2,281,099
-	180,181	1,650,173	3,761,186
-	-	-	136,155
-	180,181	1,650,173	3,897,341
<u>\$ (1,549,760)</u>	<u>\$ 180,318</u>	<u>\$ 2,575,890</u>	<u>\$ 6,178,440</u>

**HIDDEN VALLEY LAKE COMMUNITY SERVICES DISTRICT**  
**Combining Statement of Cash Flows**  
**Water Operations**  
**For the Year Ended June 30, 2024**

	<b>Water</b>	<b>CIEDB Loan Redemption</b>	<b>CIEDB Loan Reserve</b>
<b>CASH FLOWS FROM OPERATING ACTIVITIES</b>			
Cash received from customers	\$ 3,515,183	\$ 36,548	\$ -
Cash paid to suppliers	(870,045)	(3,791)	-
Cash paid to employees	(945,779)	-	-
<b>Net Cash Provided (Used) by Operating Activities</b>	<b>1,699,359</b>	<b>32,757</b>	<b>-</b>
<b>CASH FLOWS FROM NONCAPITAL FINANCING ACTIVITIES</b>			
Grants received	875,725	-	-
Transfers from/to other funds	208,369	129,462	-
<b>Net Cash Provided (Used) by Noncapital Financing Activities</b>	<b>1,084,094</b>	<b>129,462</b>	<b>-</b>
<b>CASH FLOWS FROM CAPITAL AND RELATED FINANCING ACTIVITIES</b>			
Acquisition of capital assets	(2,628,862)	-	-
Issuance of debt	-	-	-
Principal paid on debt	(1,962)	(121,960)	-
Interest paid on debt	(7)	2,714	-
<b>Net Cash Provided (Used) by Capital and Related Financing Activities</b>	<b>(2,630,831)</b>	<b>(119,246)</b>	<b>-</b>
<b>CASH FLOWS FROM INVESTING ACTIVITIES</b>			
Interest on investments	7,836	(40,853)	1,855
<b>Net Cash Provided (Used) by Investing Activities</b>	<b>7,836</b>	<b>(40,853)</b>	<b>1,855</b>
<b>Net Increase (Decrease) in Cash and Cash Equivalents</b>	<b>160,458</b>	<b>2,120</b>	<b>1,855</b>
<b>Balances - Beginning</b>	<b>316,355</b>	<b>93,212</b>	<b>184,621</b>
<b>Balances - Ending</b>	<b>\$ 476,813</b>	<b>\$ 95,332</b>	<b>\$ 186,476</b>



<b>Water Bond 2023A</b>	<b>Water Operating Reserve</b>	<b>Water Capital Fund</b>	<b>Total Water Operations</b>
\$ -	\$ -	\$ -	\$ 3,551,731
-	-	-	(873,836)
-	-	-	(945,779)
-	-	-	1,732,116
-	-	-	875,725
(1,262,452)	-	924,412	(209)
(1,262,452)	-	924,412	875,516
-	-	-	(2,628,862)
4,781,917	-	-	4,781,917
-	-	-	(123,922)
(52,422)	-	-	(49,715)
4,729,495	-	-	1,979,418
70,085	137	1,305	40,365
70,085	137	1,305	40,365
3,537,128	137	925,717	4,627,415
-	180,181	1,650,173	2,424,542
<u>\$ 3,537,128</u>	<u>\$ 180,318</u>	<u>\$ 2,575,890</u>	<u>\$ 7,051,957</u>

**HIDDEN VALLEY LAKE COMMUNITY SERVICES DISTRICT**  
**Combining Statement of Cash Flows**  
**Water Operations**  
**For the Year Ended June 30, 2024**

	<b>Water</b>	<b>CIEDB Loan Redemption</b>	<b>CIEDB Loan Reserve</b>
<b>RECONCILIATION OF OPERATING INCOME (LOSS) TO NET CASH PROVIDED (USED) BY OPERATING ACTIVITIES</b>			
Operating income (loss)	\$ 713,304	\$ 32,757	\$ -
Adjustments to reconcile operating income to net cash provided by operating activities:			
Depreciation/amortization	205,399	-	-
Decrease (increase) in:			
Accounts receivable	191,139	-	-
Prepaid costs	(4,265)	-	-
Inventory	4,878	-	-
Pension adjustment - deferred outflows	(4,434)	-	-
OPEB adjustment - deferred outflows	13,252	-	-
Increase (decrease) in:			
Accounts payable	454,067	-	-
Salaries and benefits payable	2,452	-	-
Retention payable	59,638	-	-
Compensated absences	(645)	-	-
Net pension liability	85,564	-	-
Net OPEB liability	49,526	-	-
Pension adjustment - deferred inflows	(18,118)	-	-
OPEB adjustment - deferred inflows	(52,398)	-	-
<b>Net Cash Provided (Used) by Operating Activities</b>	<b>\$ 1,699,359</b>	<b>\$ 32,757</b>	<b>\$ -</b>
<b>NONCASH INVESTING, CAPITAL, AND FINANCING ACTIVITIES</b>			
Amortization of discount	\$ -	\$ -	\$ -

<u>Water Bond 2023A</u>	<u>Water Operating Reserve</u>	<u>Water Capital Fund</u>	<u>Total Water Operations</u>
\$ -	\$ -	\$ -	\$ 746,061
-	-	-	205,399
-	-	-	191,139
-	-	-	(4,265)
-	-	-	4,878
-	-	-	(4,434)
-	-	-	13,252
-	-	-	454,067
-	-	-	2,452
-	-	-	59,638
-	-	-	(645)
-	-	-	85,564
-	-	-	49,526
-	-	-	(18,118)
-	-	-	(52,398)
<u>\$ -</u>	<u>\$ -</u>	<u>\$ -</u>	<u>\$ 1,732,116</u>

\$ 17,956    \$ -    \$ -    \$ 17,956

**THIS PAGE INTENTIONALLY LEFT BLANK**

**HIDDEN VALLEY LAKE  
COMMUNITY SERVICES DISTRICT,  
CALIFORNIA**

**SINGLE AUDIT ACT  
REPORTS AND SCHEDULES  
FOR THE YEAR ENDED  
JUNE 30, 2024**

**THIS PAGE INTENTIONALLY LEFT BLANK**

**HIDDEN VALLEY LAKE COMMUNITY SERVICES DISTRICT**

**Single Audit Act**

**For the Year Ended June 30, 2024**

**Table of Contents**

	Page
Independent Auditor’s Report on Internal Control over Financial Reporting and on Compliance and Other Matters Based on an Audit of Financial Statements Performed in Accordance with Government Auditing Standards .....	1-2
Independent Auditor’s Report on Compliance for Each Major Program and on Internal Control over Compliance Required by the Uniform Guidance .....	3-5
Schedule of Expenditures of Federal Awards for the Year Ended June 30, 2024 .....	6
Notes to Schedule of Expenditures of Federal Awards .....	7
Schedule of Findings and Questioned Costs .....	8-10
Management’s Corrective Action Plan .....	11

**THIS PAGE INTENTIONALLY LEFT BLANK**



**INDEPENDENT AUDITOR'S REPORT ON INTERNAL CONTROL OVER FINANCIAL  
REPORTING AND ON COMPLIANCE AND OTHER MATTERS BASED ON AN  
AUDIT OF FINANCIAL STATEMENTS PERFORMED IN ACCORDANCE WITH  
GOVERNMENT AUDITING STANDARDS**

To the Board of Directors  
Hidden Valley Lake Community Services District  
Hidden Valley Lake, California

We have audited, in accordance with the auditing standards generally accepted in the United States of America and the standards applicable to financial audits contained in Government Auditing Standards issued by the Comptroller General of the United States, the financial statements of the business-type activities and each major fund of Hidden Valley Lake Community Services District, California (District) as of and for the year ended June 30, 2024, and the related notes to the financial statements, which collectively comprise the District's basic financial statements, and have issued our report thereon dated December 3, 2024.

**Report on Internal Control Over Financial Reporting**

In planning and performing our audit of the financial statements, we considered the District's internal control over financial reporting (internal control) as a basis for designing audit procedures that are appropriate in the circumstances for the purpose of expressing our opinions on the financial statements, but not for the purpose of expressing an opinion on the effectiveness of the District's internal control. Accordingly, we do not express an opinion on the effectiveness of the District's internal control.

A deficiency in internal control exists when the design or operation of a control does not allow management or employees, in the normal course of performing their assigned functions, to prevent, or detect and correct, misstatements, on a timely basis. A material weakness is a deficiency, or a combination of deficiencies, in internal control, such that there is a reasonable possibility that a material misstatement of the entity's financial statements will not be prevented, or detected and corrected, on a timely basis. A significant deficiency is a deficiency, or a combination of deficiencies, in internal control that is less severe than a material weakness, yet important enough to merit attention by those charged with governance.

Our consideration of internal control was for the limited purpose described in the first paragraph of this section and was not designed to identify all deficiencies in internal control that might be material weaknesses or significant deficiencies and therefore, material weaknesses or significant deficiencies may exist that were not identified. Given these limitations, during our audit we did not identify any deficiencies in internal control that we consider to be material weaknesses. We identified certain deficiencies in internal control, described in the accompanying schedule of findings and questioned costs as item 2024-002 to be a significant deficiency.

To the Board of Directors  
Hidden Valley Lake Community Services District  
Hidden Valley Lake, California

### **Report on Compliance and Other Matters**

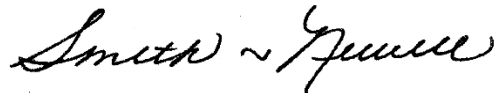
As part of obtaining reasonable assurance about whether the District's financial statements are free from material misstatement, we performed tests of its compliance with certain provisions of laws, regulations, contracts, and grant agreements, noncompliance with which could have a direct and material effect on the financial statements. However, providing an opinion on compliance with those provisions was not an objective of our audit, and accordingly, we do not express such an opinion. The results of our tests disclosed no instances of noncompliance or other matters that are required to be reported under Government Auditing Standards.

### **District's Responses to Findings**

Government Auditing Standards requires the auditor to perform limited procedures on the District's responses to the findings identified in our audit and described in the schedule of findings and questioned costs. The District's responses were not subjected to the other auditing procedures applied in the audit of the financial statements and, accordingly, we express no opinion on the responses.

### **Purpose of this Report**

The purpose of this report is solely to describe the scope of our testing of internal control and compliance and the results of that testing, and not to provide an opinion on the effectiveness of the entity's internal control or on compliance. This report is an integral part of an audit performed in accordance with Government Auditing Standards in considering the entity's internal control and compliance. Accordingly, this communication is not suitable for any other purpose.



Smith & Newell CPAs  
Yuba City, California  
December 3, 2024

**INDEPENDENT AUDITOR'S REPORT ON COMPLIANCE FOR EACH MAJOR PROGRAM  
AND ON INTERNAL CONTROL OVER COMPLIANCE REQUIRED BY  
THE UNIFORM GUIDANCE**

To the Board of Directors  
Hidden Valley Lake Community Services District  
Hidden Valley Lake, California

**Report on Compliance for Each Major Federal Program**

**Opinion on Each Major Federal Program**

We have audited Hidden Valley Lake Community Services District, California's (District) compliance with the types of compliance requirements identified as subject to audit in the OMB Compliance Supplement that could have a direct and material effect on each of the District's major federal programs for the year ended June 30, 2024. The District's major federal programs are identified in the summary of auditor's results section of the accompanying schedule of findings and questioned costs.

In our opinion, the District complied, in all material respects, with the types of compliance requirements referred to above that could have a direct and material effect on each of its major federal programs for the year ended June 30, 2024.

**Basis for Opinion on Each Major Federal Program**

We conducted our audit of compliance in accordance with auditing standards generally accepted in the United States of America; the standards applicable to financial audits contained in Government Auditing Standards, issued by the Comptroller General of the United States; and the audit requirements of Title 2 U.S. Code of Federal Regulations Part 200, Uniform Administrative Requirements, Cost Principles, and Audit Requirements for Federal Awards (Uniform Guidance). Our responsibilities under those standards and the Uniform Guidance are further described in the Auditor's Responsibilities for the Audit of Compliance section of our report.

We are required to be independent of the District and to meet our other ethical responsibilities, in accordance with relevant ethical requirements relating to our audit. We believe that the audit evidence we have obtained is sufficient and appropriate to provide a basis for our opinion on compliance for each major federal program. Our audit does not provide a legal determination of the District's compliance with the compliance requirements referred to above.

**Responsibilities of Management for Compliance**

Management is responsible for compliance with the requirements referred to above and for the design, implementation, and maintenance of effective internal control over compliance with the requirements of laws, statutes, regulations, rules, and provisions of contracts or grant agreements applicable to the District's federal programs.

To the Board of Directors  
Hidden Valley Lake Community Services District  
Hidden Valley Lake, California

### **Auditor's Responsibilities for the Audit of Compliance**

Our objectives are to obtain reasonable assurance about whether material noncompliance with the compliance requirements referred to above occurred, whether due to fraud or error, and express an opinion on the District's compliance based on our audit. Reasonable assurance is a high level of assurance but is not absolute assurance and therefore is not a guarantee that an audit conducted in accordance with generally accepted auditing standards, Government Auditing Standards, and the Uniform Guidance will always detect material noncompliance when it exists. The risk of not detecting material noncompliance resulting from fraud is higher than for that resulting from error, as fraud may involve collusion, forgery, intentional omissions, misrepresentations, or the override of internal control. Noncompliance with the compliance requirements referred to above is considered material if there is a substantial likelihood that, individually or in the aggregate, it would influence the judgment made by a reasonable user of the report on compliance about the District's compliance with the requirements of each major federal program as a whole.

In performing an audit in accordance with generally accepted auditing standards, Government Auditing Standards, and the Uniform Guidance, we:

- Exercise professional judgment and maintain professional skepticism throughout the audit.
- Identify and assess the risks of material noncompliance, whether due to fraud or error, and design and perform audit procedures responsive to those risks. Such procedures include examining, on a test basis, evidence regarding the District's compliance with the compliance requirements referred to above and performing such other procedures as we considered necessary in the circumstances.
- Obtain an understanding of the District's internal control over compliance relevant to the audit in order to design audit procedures that are appropriate in the circumstances and to test and report on internal control over compliance in accordance with the Uniform Guidance, but not for the purpose of expressing an opinion on the effectiveness of the District's internal control over compliance. Accordingly, no such opinion is expressed.

We are required to communicate with those charged with governance regarding, among other matters, the planned scope and timing of the audit and any significant deficiencies and material weaknesses in internal control over compliance that we identified during the audit.

### **Report on Internal Control Over Compliance**

Our consideration of internal control over compliance was for the limited purpose described in the Auditor's Responsibilities for the Audit of Compliance section above and was not designed to identify all deficiencies in internal control over compliance that might be material weaknesses or significant deficiencies in internal control over compliance and therefore, material weaknesses or significant deficiencies may exist that were not identified. However, as discussed below, we did identify certain deficiencies in internal control over compliance that we consider to be a material weakness.

A deficiency in internal control over compliance exists when the design or operation of a control over compliance does not allow management or employees, in the normal course of performing their assigned functions, to prevent, or detect and correct, noncompliance with a type of compliance requirement of a federal program on a timely basis. A material weakness in internal control over compliance is a deficiency, or combination of deficiencies, in internal control over compliance, such that there is a reasonable possibility that material noncompliance with a type of compliance requirement of a federal program will not be prevented, or detected and corrected, on a timely basis.

To the Board of Directors  
Hidden Valley Lake Community Services District  
Hidden Valley Lake, California

A significant deficiency in internal control over compliance is a deficiency, or a combination of deficiencies, in internal control over compliance with a type of compliance requirement of a federal program that is less severe than a material weakness in internal control over compliance, yet important enough to merit attention by those charged with governance. We consider the deficiency in internal control over compliance described in the accompanying schedule of findings and questioned costs as item 2024-001 to be a material weakness.


Our audit was not designed for the purpose of expressing an opinion on the effectiveness of internal control over compliance. Accordingly, no such opinion is expressed.

Government Auditing Standards requires the auditor to perform limited procedures on the District's response to the internal control over compliance findings identified in our compliance audit described in the accompanying schedule of findings and questioned costs. The District's response was not subjected to the other auditing procedures applied in the audit of compliance and, accordingly, we express no opinion on the response.

The purpose of this report on internal control over compliance is solely to describe the scope of our testing of internal control over compliance and the results of that testing based on the requirements of the Uniform Guidance. Accordingly, this report is not suitable for any other purpose.

#### **Report on Schedule of Expenditures of Federal Awards Required by the Uniform Guidance**

We have audited the financial statements of the business-type activities and each major fund of Hidden Valley Lake Community Services District, California, (District) as of and for the year ended June 30, 2024 and the related notes to the financial statements, which collectively comprise the District's basic financial statements. We issued our report thereon dated December 3, 2024, which contained unmodified opinions on those financial statements. Our audit was performed for the purpose of forming opinions on the financial statements that collectively comprise the basic financial statements. The accompanying schedule of expenditures of federal awards is presented for purposes of additional analysis as required by the Uniform Guidance and is not a required part of the basic financial statements. Such information is the responsibility of management and was derived from and relates directly to the underlying accounting and other records used to prepare the basic financial statements. The information has been subjected to the auditing procedures applied in the audit of the financial statements and certain additional procedures, including comparing and reconciling such information directly to the underlying accounting and other records used to prepare the basic financial statements or to the basic financial statements themselves, and other additional procedures in accordance with auditing standards generally accepted in the United States of America. In our opinion, the schedule of expenditures of federal awards is fairly stated in all material respects in relation to the basic financial statements as a whole.



Smith & Newell CPAs  
Yuba City, California  
December 3, 2024

**THIS PAGE INTENTIONALLY LEFT BLANK**

**HIDDEN VALLEY LAKE COMMUNITY SERVICES DISTRICT**  
**Schedule of Expenditures of Federal Awards**  
**For the Year Ended June 30, 2024**

<b>Federal Program/Pass-Through Grantor/Program Title</b>	<b>Assistance Listing Number</b>	<b>Pass-Through Entity Identifying Number</b>	<b>Passed Through to Subrecipients</b>	<b>Total Federal Expenditures</b>
<b>U.S. Department of Homeland Security</b>				
State Emergency Management Agency: Hazard Mitigation Grant	97.039	FEMA-4382-112-DR	\$ -	\$ 1,276,245
Hazard Mitigation Grant	97.039	FEMA-4431-57-DR	-	308,243
Hazard Mitigation Grant	97.039	FEMA-4558-428-DR	-	149,090
Hazard Mitigation Grant	97.039	FEMA-4683-DR-1007	-	22,555
<b>Total U.S. Department of Homeland Security</b>			-	1,756,133
<b>Total</b>			\$ -	\$ 1,756,133

See accompanying Notes to Schedule of Expenditures of Federal Awards

**THIS PAGE INTENTIONALLY LEFT BLANK**



**HIDDEN VALLEY LAKE COMMUNITY SERVICES DISTRICT**  
**Notes to Schedule of Expenditures of Federal Awards**  
**For the Year Ended June 30, 2024**

**1. REPORTING ENTITY**

The accompanying Schedule of Expenditures of Federal Awards presents the activity of all federal financial assistance programs of the Hidden Valley Lake Community Services District, California (District). The District's reporting entity is defined in Note 1 to the District's basic financial statements. All federal awards received directly from federal agencies as well as federal awards passed through other government agencies are included on the Schedule of Expenditures of Federal Awards. The information in this Schedule is presented in accordance with the requirements of Title 2 U.S. Code of Federal Regulations Part 200, Uniform Administrative Requirements, Cost Principles, and Audit Requirements for Federal Awards (Uniform Guidance). Because the Schedule presents only a selected portion of the operations of the District, it is not intended to and does not present the financial position, changes in net position or cash flows of the District.

**2. BASIS OF ACCOUNTING**

Basis of accounting refers to when revenues and expenditures or expenses are recognized in the accounts and reported in the financial statements, regardless of the measurement focus applied. The accompanying Schedule of Expenditures of Federal Awards, is presented using the modified accrual basis of accounting for grants accounted for in the governmental fund types and the accrual basis of accounting for grants accounted for in the proprietary fund types, as described in the notes to the District financial statements. Such expenditures are recognized following the cost principles contained in the Uniform Guidance, wherein certain types of expenditures are not allowed or are limited as to reimbursements. In addition, the outstanding balance of prior years' loans that have significant continuing compliance requirements have been included in total federal expenditures.

**3. INDIRECT COST RATE**

The District has elected not to use the 10 percent de minimis indirect cost rate allowed under the Uniform Guidance.

**4. RELATIONSHIP TO FEDERAL FINANCIAL REPORTS**

The amounts reported in the accompanying Schedule of Expenditures of Federal Awards agree or can be reconciled with amounts reported in the related federal financial assistance reports.

**5. RELATIONSHIP TO BASIC FINANCIAL STATEMENTS**

The amounts reported in the accompanying Schedule of Expenditures of Federal Awards agree or can be reconciled with amounts reported in the District's basic financial statements.

**6. PASS-THROUGH ENTITIES' IDENTIFYING NUMBER**

When federal awards were received from a pass-through entity, the Schedule of Expenditures of Federal Awards shows, if available, the identifying number assigned by the pass-through entity. When no identifying number is shown, the District determined that no identifying number is assigned for the program or the District was unable to obtain an identifying number from the pass-through entity.

**THIS PAGE INTENTIONALLY LEFT BLANK**

**HIDDEN VALLEY LAKE COMMUNITY SERVICES DISTRICT**  
**Schedule of Findings and Questioned Costs**  
**For the Year Ended June 30, 2024**

**SECTION I - SUMMARY OF AUDITOR'S RESULTS**

<b>Financial Statements</b>	<u>Status</u>
1. Type of auditor's report issued	Unmodified
2. Internal controls over financial reporting:	
a. Material weaknesses identified?	No
b. Significant deficiencies identified and not considered to be material weaknesses?	Yes
3. Noncompliance material to financial statements noted?	No

**Federal Awards**

1. Internal control over major programs:	
a. Material weaknesses identified?	Yes
b. Significant deficiencies identified and not considered to be material weaknesses?	No
2. Type of auditor's report issued on compliance for major programs:	Unmodified
3. Any audit findings disclosed that are required to be reported in accordance with 2 CFR Section 200.516(a)?	No
4. Identification of major programs: 97.039 Hazard Mitigation Grant	
5. Dollar threshold used to distinguish between Type A and Type B programs?	\$750,000
6. Auditee qualified as a low-risk auditee under 2 CFR Section 200.520?	No

**SECTION II - FINANCIAL STATEMENT FINDINGS**

Cash Difference and Unrecorded Cash on the District General Ledger	2024-002
--	----------

**SECTION III - FEDERAL AWARDS FINDINGS AND QUESTIONED COSTS**

97.039 Hazard Mitigation Grant	2024-001
--------------------------------	----------

**HIDDEN VALLEY LAKE COMMUNITY SERVICES DISTRICT**  
**Schedule of Findings and Questioned Costs**  
**For the Year Ended June 30, 2024**

**2024-001 (Material Weakness)**

**Name:** Hazard Mitigation Grant  
**CFDA#:** 97.039  
**Federal Grantor:** U.S. Department of Homeland Security  
**Pass-Through Entity:** None  
**Award No.:** Various  
**Year:** 2023-24  
**Compliance Requirement:** Other

**Criteria**

Internal control over the Schedule of Expenditures of Federal Awards (SEFA) requires that the District provide accurate Federal expenditure information timely.

**Condition**

During our testing of major programs, we noted that the SEFA provided by the District at the beginning of audit fieldwork contained errors in the federal expenditures. Expenditures included on the SEFA provided at the beginning of the audit were more than actual expenditures by \$539,592 in the major program listed above.

**Cause**

The District did not provide accurate information to include on the SEFA that was provided to us at the beginning of the audit.

**Effect**

The SEFA provided at the beginning of fieldwork was not materially correct and adjustments were needed to accurately reflect all Federal expenditures.

**Questioned Cost**

No questioned costs were identified as a result of our procedures.

**Context**

The condition noted above was identified during our procedures related to reporting of the program.

**Repeat Finding**

This is not a repeat finding.

**Recommendation**

We recommend that the District provide accurate federal expenditure information prior to the beginning of audit fieldwork.

**Views of Responsible Officials and Planned Corrective Action**

Refer to separate Managements' Corrective Action Plan for views of responsible officials and management's responses.

**HIDDEN VALLEY LAKE COMMUNITY SERVICES DISTRICT**  
**Schedule of Findings and Questioned Costs**  
**For the Year Ended June 30, 2024**

**2024-002 Cash Difference and Unrecorded Cash on the District General Ledger (Significant Deficiency)**

**Criteria**

The District is required to reconcile the cash recorded on the general ledger to the cash held in the bank and resolve any differences. In addition, all cash under the control of the District should be recorded on the District's books.

**Condition**

At the time of fieldwork, the cash reported on the June 30, 2024 general ledger was approximately \$559 less than the amount reported on the bank account reconciliations. In addition, the bank account to hold the construction retention money of approximately \$59,638 was not recorded in the District's general ledger.

**Cause**

The District had not reconciled the cash reported on the general ledger to the bank account. In addition, the retention bank account had not been recorded on the general ledger.

**Effect**

Cash on the general ledger was understated by approximately \$60,197.

**Questioned Cost**

No questioned costs were identified as a result of our procedures.

**Context**

Not applicable.

**Repeat Finding**

This is not a repeat finding.

**Recommendation**

We recommend that the District reconcile all bank accounts and resolve any differences to the books of the District. In addition, all cash under the control of the District should be recorded on the District's books.

**Views of Responsible Officials and Planned Corrective Action**

Refer to separate Management's Corrective Action Plan for views of responsible officials and management's responses.

**THIS PAGE INTENTIONALLY LEFT BLANK**



## **Hidden Valley Lake Community Services District**

19400 Hartmann Road  
Hidden Valley Lake, CA 95467  
Phone 707.987.9201  
Pay by Phone 833.269.6013  
Fax 707.987.3237  
[www.hvlcsd.org](http://www.hvlcsd.org)

### **HIDDEN VALLEY LAKE COMMUNITY SERVICES DISTRICT, CALIFORNIA**

Corrective Action Plan

For the Year Ended June 30, 2024

Compiled by: Trish Wilkinson

**THIS PAGE INTENTIONALLY LEFT BLANK**



**HIDDEN VALLEY LAKE COMMUNITY SERVICES DISTRICT**  
**Management's Corrective Action Plan**  
**For the Year Ended June 30, 2024**

**2024-001 Hazard Mitigation Grant (Material Weakness)**

We recommend that the District provide accurate federal expenditure information prior to the beginning of audit fieldwork.

Management's Response: The District concurs with the finding.

Responsible Individual: Trish Wilkinson, Accounting Supervisor

Corrective Action Plan: The Accounting Supervisor will provide accurate federal expenditures as opposed to the total District project expenditures.

Anticipated Completion Date: June 30, 2025

**2024-002 Cash Difference and Unrecorded Cash on the District General Ledger (Significant Deficiency)**

We recommend that the District reconcile all bank accounts and resolve any differences to the books of the District. In addition, all cash under the control of the District should be recorded on the District's books.

Management's Response: The District concurs with the finding.

Responsible Individual: Trish Wilkinson, Accounting Supervisor

Corrective Action Plan: The Accounting Supervisor will reconcile all bank accounts and resolve any difference to the books in a timely manner. Also, the Accounting Supervisor will obtain advice from the auditor on recording transactions in question prior to the audit field visit.

Anticipated Completion Date: June 30, 2025

**THIS PAGE INTENTIONALLY LEFT BLANK**



## HIDDEN VALLEY LAKE COMMUNITY SERVICES DISTRICT

### FINANCE COMMITTEE MEETING MEETING MINUTES TUESDAY, NOVEMBER 12, 2024 – 12:30 PM

The Hidden Valley Lake Community Services District (District) Finance Committee met at the District office located at 19400 Hartmann Road Hidden Valley Lake, California.

Present were:

Director Jim Freeman  
Director Gary Graves  
Dennis White, General Manager  
Penny Cuadras, Administrative Services Manager  
Trish Wilkinson, Accounting Supervisor  
Hannah Davidson, Project Manager

#### **CALL TO ORDER**

The meeting was called to order at 12:31 p.m. by Director Graves.

#### **APPROVAL OF AGENDA**

Motion by Director Freeman to approve the Tuesday, November 12, 2024, Finance Committee agenda as presented.

Seconded by Director Graves

#### **REVIEW AND POSSIBLE RECOMMENDATION:**

##### **Monthly Financial Reports & Disbursements**

The Committee reviewed and discussed the financial reports for the period ending October 31, 2024. Staff addressed inquiries as presented by the committee.

#### **REVIEW AND POSSIBLE RECOMMENDATION:**

##### **Projects Update**

Updates provided by Hannah Davidson; inquiries addressed as presented by the committee.

#### **DISCUSSION AND POSSIBLE RECOMMENDATION:**

##### **Acceptance of NBS Rate Study Proposal and Authorize the General Manager to execute an agreement for services contract with NBS for Water, Sewer, and Recycled Rates**

The Committee directed staff to pursue a proposal and timeframe for Reserve Study. Include a projected cost for CIP in the General Managers Report for the December Board Meeting.

Committee Recommendation to the Board to Approve NBS Rate Study Proposal and Authorize the General Manager to execute an agreement for services contract with NBS for Water, Sewer, and Recycled Rates

#### **DISCUSSION AND POSSIBLE RECOMMENDATION:**

##### **Budgeting Lean Six Sigma in the 25/26 FY Budget**

The committee directed staff to provide a cost proposal at the December Finance Committee Meeting.

#### **PUBLIC COMMENT**

No Public Comment

**COMMITTEE MEMBER COMMENT**

Members of the committee expressed appreciation to the staff.

**ADJOURNMENT**

Motion by Director Freeman to adjourn the meeting at 1:41 p.m. Seconded by Director Graves

Motion carries to adjourn the meeting at 1:45 p.m.



**HIDDEN VALLEY LAKE COMMUNITY SERVICES DISTRICT  
EMERGENCY PREPAREDNESS COMMITTEE MEETING  
MEETING MINUTES  
MONDAY, NOVEMBER 18, 2024 – 9:00 AM**

The Hidden Valley Lake Community Services District (District) Emergency Preparedness Committee met at the District office located at 19400 Hartmann Road Hidden Valley Lake, California.

**Present:**

Director Jim Lieberman  
Director Matthew Metcalf

**Staff Present:**

Dennis White, General Manager  
Kelly Reese, Administrative Support Assistant

**CALL TO ORDER**

The meeting was called to order at 9:01 A.M. by Director Lieberman.

**APPROVAL OF AGENDA**

Motion by Director Metcalf to approve the November 18, 2024, Emergency Preparedness Committee Agenda as presented.

Second by Director Jim Lieberman.

**DISCUSSION AND POSSIBLE RECOMMENDATION**

**Tour District Facilities and Buildings to Address Signage and Security**

Dennis White, General Manager, lead a tour of the District facilities.

Returned to District office at 10:22 A.M.

**PUBLIC COMMENT**

No Public Present.

**COMMITTEE MEMBER COMMENT**

No comment.

**ADJOURNMENT**

Motion by Director Metcalf to adjourn the meeting.

Second by Direct Lieberman.

Meeting was adjourned at 10:23 A.M.



## HIDDEN VALLEY LAKE COMMUNITY SERVICES DISTRICT BOARD OF DIRECTORS

**TUESDAY, NOVEMBER 19, 2024– 7:00 PM  
MEETING MINUTES**

The Regular Meeting of the Hidden Valley Lake Community Services District (District) Board of Directors was held in the District Boardroom at 19400 Hartmann Road Hidden Valley Lake, California.

**Directors Present:**

Director Jim Freeman, Vice President  
Director Jim Lieberman  
Director Gary Graves

**Attending Remotely:**

Director Matthew Metcalf  
685 Bancroft Ave  
San Leandro, Ca 94577

**Directors Absent:**

Director Millerick

**Staff Present:**

Dennis White, General Manager  
Penny Cuadras, Administrative Assistant  
Trish Wilkinson, Accounting Supervisor  
Hannah Davidson, Project Manager

### **CALL TO ORDER**

The meeting was called to order at 7:01 p.m. by Director Freeman.

### **APPROVAL OF AGENDA**

Motion by Director Graves to approve the November 19, 2024, Regular Board Agenda.  
Seconded by Director Lieberman.

**Roll Call Vote:**

**AYES:** (4) Directors, Graves, Lieberman, Metcalf, and Freeman

**NAYS:** (0)

**ABSTAIN:** (0)

**ABSENT:** (1) Director Millerick

Motion carries to approve the November 19, 2024, Regular Board Agenda as presented.

### **PRESENTATION**

Lean Six Sigma, Kaj Ahlmann

Kaj Ahlmann, Six Sigma Ranch, Six Sigma Black Belt, provided a detailed presentation of Lean Six Sigma to Staff and the Board.

### **CONSENT CALENDAR**

Moved by Director Lieberman and seconded by Director Grave to approve the Consent Calendar as presented.

- A. MINUTES:** Approval of the October 8, 2024, Finance Committee Meeting Minutes
- B. MINUTES:** Approval of the October 8, 2024, Personnel Committee Meeting Minutes
- C. MINUTES:** Approval of the October 15, 2024, JPA Financing Authority Meeting Minutes

- D. MINUTES:** Approval of the October 15, 2024, Regular Board of Directors Meeting Minutes
- E. DISBURSEMENTS:** Check #003100 - #003177 including drafts and payroll for a total of \$267,737.76.

No Further Discussion  
No Public Comment

Roll Call Vote:  
AYES: (4) Directors, Graves, Lieberman, Metcalf, and Freeman  
NAYS: (0)  
ABSTAIN: (0)  
ABSENT: (1) Director Millerick  
Motion Carries to approve the Consent Calendar as presented.

### **BOARD COMMITTEE REPORTS**

Finance Committee:  
Personnel Committee:  
Emergency Preparedness Committee: Have not met.  
Lake Water Use Agreement-Ad Hoc Committee:  
Valley Oaks Sub-Committee:  
Trane Energy Resilience Ad Hoc Committee:  
Brambles Golf Course Project:

Board List of Priorities update provided by Staff.

### **STAFF REPORTS**

Financial Report: No Comments  
Administration/Customer Services Report: Five vacant homes remain locked off.  
Field Operation Report: No Comments.  
ACWA State Legislative Committee: Legislative update provided by Hannah Davidson.  
Projects Update: Update provided by Hannah Davidson  
General Manager Report: The General Manager provided an update on District operations and responded to all inquiries.

### **DISCUSSION AND POSSIBLE ACTION:**

**Approve the NBS Rate Study Proposal and Authorize the General Manager to Execute an Agreement for Services Contract with NBS for Water, Sewer, and Recycled Rates Study**

Motion by Director Graves to Approve the NBS Rate Study Proposal and Authorize the General Manager to Execute an Agreement for Services Contract with NBS for Water, Sewer, and Recycled Rates Study; to be Executed Following a Reserve Study Proposal Approved by the Board. Seconded by Director Lieberman.

No further Discussion  
No Public Comment

Roll Call Vote:  
AYES: (4) Directors Graves, Metcalf, Lieberman, and Freeman  
NAYS: (0)  
ABSTAIN: (0)  
ABSENT: (1) Director Millerick





VENDOR SET: 01 Hidden Valley Lake  
VENDOR CLASS(ES): ALL CLASSES  
REPORTING FUND NO#: 120 SEWER ENTERPRISE FUN

SORTED BY FUND

VENDOR	NAME	NO# INVOICES	TOTAL AMOUNT	1099	G/L ACCT NO#	G/L NAME	G/L AMOUNT
01-11	STATE OF CALIFORNIA	EDD		N		FUND TOTAL FOR VENDOR	2,265.32
01-1392	MEDIACOM			N		FUND TOTAL FOR VENDOR	200.82
01-1705	SPECIAL DISTRICT RISK MAN			N		FUND TOTAL FOR VENDOR	983.16
01-1722	US DEPARTMENT OF THE TREA			N		FUND TOTAL FOR VENDOR	5,784.39
01-1751	USA BLUE BOOK			N		FUND TOTAL FOR VENDOR	3,929.28
01-1961	ACWA/JPIA			N		FUND TOTAL FOR VENDOR	512.05
01-21	CALIFORNIA PUBLIC EMPLOYE			N		FUND TOTAL FOR VENDOR	10,357.66
01-2111	DATAPROSE, LLC			N		FUND TOTAL FOR VENDOR	1,004.57
01-2195	TELSTAR INSTRUMENTS			N		FUND TOTAL FOR VENDOR	5,800.87
01-2283	ARMED FORCE PEST CONTROL,			N		FUND TOTAL FOR VENDOR	102.50
01-2532	WIPF CONSTRUCTION			N		FUND TOTAL FOR VENDOR	980.00
01-2538	HARDESTER'S MARKETS & HAR			N		FUND TOTAL FOR VENDOR	182.71
01-2539	COUNTY OF LAKE HEALTH SER			N		FUND TOTAL FOR VENDOR	3,519.00
01-2541	MENDO MILL CLEARLAKE			N		FUND TOTAL FOR VENDOR	512.66
01-2598	VERIZON WIRELESS			N		FUND TOTAL FOR VENDOR	1,022.01
01-2702	PACE SUPPLY CORP			N		FUND TOTAL FOR VENDOR	912.52
01-2735	JONAS HEATING AND COOLING			N		FUND TOTAL FOR VENDOR	100.00
01-2744	ADVENTIST HEALTH ST HELEN			N		FUND TOTAL FOR VENDOR	62.50
01-2816	ELAN CARDMEMBER SERVICE			N		FUND TOTAL FOR VENDOR	6,379.16
01-2820	ALPHA ANALYTICAL LABORATO			N		FUND TOTAL FOR VENDOR	4,545.75
01-2823	IAN GIBBS			N		FUND TOTAL FOR VENDOR	100.00
01-2825	NATIONWIDE RETIREMENT SOL			N		FUND TOTAL FOR VENDOR	325.00
01-2860	WESTGATE PETROLEUM CO., I			N		FUND TOTAL FOR VENDOR	1,447.77
01-2909	STREAMLINE			N		FUND TOTAL FOR VENDOR	124.50
01-2926	THATCHER COMPANY, INC.			N		FUND TOTAL FOR VENDOR	3,512.07
01-2945	APPLIED TECHNOLOGY SOLUTI			N		FUND TOTAL FOR VENDOR	692.75
01-2950	AFLAC			N		FUND TOTAL FOR VENDOR	409.80

VENDOR SET: 01 Hidden Valley Lake  
VENDOR CLASS(ES): ALL CLASSES  
REPORTING FUND NO#: 120 SEWER ENTERPRISE FUN

SORTED BY FUND

VENDOR	NAME	NO# INVOICES	TOTAL AMOUNT	1099	G/L ACCT NO#	G/L NAME	G/L AMOUNT
01-2982	FOSTER MORRISON CONSULTIN			N		FUND TOTAL FOR VENDOR	3,550.00
01-3018	HANNAH DAVIDSON			N		FUND TOTAL FOR VENDOR	13.64
01-3022	WELLS FARGO FINANCIAL LEA			N		FUND TOTAL FOR VENDOR	190.45
01-3023	JOSEPH A LAYMON			N		FUND TOTAL FOR VENDOR	501.54
01-3028	POTRERO HILLS LANDFILL, I			N		FUND TOTAL FOR VENDOR	4,990.18
01-3050	ALESHIRE & WYNDER, LLP			N		FUND TOTAL FOR VENDOR	288.35
01-3054	SMALLCOMB, LISA			N		FUND TOTAL FOR VENDOR	36.85
01-3061	ODP BUSINESS SOLUTIONS, L			N		FUND TOTAL FOR VENDOR	506.20
01-3071	BKS LAW FIRM, PC			N		FUND TOTAL FOR VENDOR	450.00
01-3076	UBEO WEST, LLC			N		FUND TOTAL FOR VENDOR	143.72
01-3085	WEST YOST & ASSOCIATES, I			N		FUND TOTAL FOR VENDOR	3,410.75
01-3093	LAKE COUNTY WASTE SOLUTIO			N		FUND TOTAL FOR VENDOR	316.11
01-3110	COURTNEY HERNANDEZ			N		FUND TOTAL FOR VENDOR	1,540.00
01-3114	IMPERIAL SUPPLIES, LLC			N		FUND TOTAL FOR VENDOR	201.69
01-3116	KELLY REESE			N		FUND TOTAL FOR VENDOR	10.05
01-3125	MATTHEW METCALF			N		FUND TOTAL FOR VENDOR	43.29
01-8	AT&T			N		FUND TOTAL FOR VENDOR	97.91
01-9	PACIFIC GAS & ELECTRIC CO			N		FUND TOTAL FOR VENDOR	5,521.62
*** FUND TOTALS ***							77,581.17

SORTED BY FUND

VENDOR	NAME	NO# INVOICES	TOTAL AMOUNT	1099	G/L ACCT NO#	G/L NAME	G/L AMOUNT
01-1	MISCELLANEOUS VENDOR			N		FUND TOTAL FOR VENDOR	703.62
01-11	STATE OF CALIFORNIA EDD			N		FUND TOTAL FOR VENDOR	2,288.25
01-111	JAMES DAY CONSTRUCTION, I			N		FUND TOTAL FOR VENDOR	24,358.05
01-1392	MEDIACOM			N		FUND TOTAL FOR VENDOR	200.81
01-1705	SPECIAL DISTRICT RISK MAN			N		FUND TOTAL FOR VENDOR	983.15
01-1722	US DEPARTMENT OF THE TREA			N		FUND TOTAL FOR VENDOR	5,823.42
01-1751	USA BLUE BOOK			N		FUND TOTAL FOR VENDOR	161.35
01-1961	ACWA/JPIA			N		FUND TOTAL FOR VENDOR	512.04
01-21	CALIFORNIA PUBLIC EMPLOYE			N		FUND TOTAL FOR VENDOR	10,464.84
01-2111	DATAPROSE, LLC			N		FUND TOTAL FOR VENDOR	1,004.57
01-2283	ARMED FORCE PEST CONTROL,			N		FUND TOTAL FOR VENDOR	102.50
01-2538	HARDESTER'S MARKETS & HAR			N		FUND TOTAL FOR VENDOR	182.69
01-2541	MENDO MILL CLEARLAKE			N		FUND TOTAL FOR VENDOR	512.65
01-2598	VERIZON WIRELESS			N		FUND TOTAL FOR VENDOR	1,021.99
01-2702	PACE SUPPLY CORP			N		FUND TOTAL FOR VENDOR	693.05
01-2735	JONAS HEATING AND COOLING			N		FUND TOTAL FOR VENDOR	100.00
01-2744	ADVENTIST HEALTH ST HELEN			N		FUND TOTAL FOR VENDOR	62.50
01-2788	GHD			N		FUND TOTAL FOR VENDOR	367.74
01-2816	ELAN CARDMEMBER SERVICE			N		FUND TOTAL FOR VENDOR	6,136.57
01-2820	ALPHA ANALYTICAL LABORATO			N		FUND TOTAL FOR VENDOR	600.00
01-2823	IAN GIBBS			N		FUND TOTAL FOR VENDOR	100.00
01-2825	NATIONWIDE RETIREMENT SOL			N		FUND TOTAL FOR VENDOR	325.00
01-2860	WESTGATE PETROLEUM CO., I			N		FUND TOTAL FOR VENDOR	1,447.75
01-2876	BOLD POLISNER MADDOW NELS			N		FUND TOTAL FOR VENDOR	1,982.50
01-2878	BADGER METER			N		FUND TOTAL FOR VENDOR	2,262.38
01-2909	STREAMLINE			N		FUND TOTAL FOR VENDOR	124.50
01-2926	THATCHER COMPANY, INC.			N		FUND TOTAL FOR VENDOR	187.50

VENDOR SET: 01 Hidden Valley Lake  
VENDOR CLASS(ES): ALL CLASSES

REPORTING FUND NO#: 130 WATER ENTERPRISE FUN

SORTED BY FUND

VENDOR	NAME	NO# INVOICES	TOTAL AMOUNT	1099	G/L ACCT NO#	G/L NAME	G/L AMOUNT
01-2945	APPLIED TECHNOLOGY SOLUTI			N		FUND TOTAL FOR VENDOR	692.74
01-2950	AFLAC			N		FUND TOTAL FOR VENDOR	409.80
01-2982	FOSTER MORRISON CONSULTIN			N		FUND TOTAL FOR VENDOR	3,550.00
01-3018	HANNAH DAVIDSON			N		FUND TOTAL FOR VENDOR	13.63
01-3022	WELLS FARGO FINANCIAL LEA			N		FUND TOTAL FOR VENDOR	190.44
01-3023	JOSEPH A LAYMON			N		FUND TOTAL FOR VENDOR	2,058.87
01-3050	ALESHIRE & WYNDER, LLP			N		FUND TOTAL FOR VENDOR	288.34
01-3054	SMALLCOMB, LISA			N		FUND TOTAL FOR VENDOR	36.85
01-3061	ODP BUSINESS SOLUTIONS, L			N		FUND TOTAL FOR VENDOR	506.18
01-3071	BKS LAW FIRM, PC			N		FUND TOTAL FOR VENDOR	450.00
01-3076	UBEO WEST, LLC			N		FUND TOTAL FOR VENDOR	143.71
01-3085	WEST YOST & ASSOCIATES, I			N		FUND TOTAL FOR VENDOR	3,410.75
01-3093	LAKE COUNTY WASTE Solutio			N		FUND TOTAL FOR VENDOR	316.11
01-3096	CHRISTOPHER V. LARSEN			N		FUND TOTAL FOR VENDOR	344,636.29
01-3102	CHRISTOPHER V. LARSEN			N		FUND TOTAL FOR VENDOR	13,886.60
01-3110	COURTNEY HERNANDEZ			N		FUND TOTAL FOR VENDOR	1,540.00
01-3114	IMPERIAL SUPPLIES, LLC			N		FUND TOTAL FOR VENDOR	201.68
01-3116	KELLY REESE			N		FUND TOTAL FOR VENDOR	10.05
01-3120	KUTAK ROCK LLP			N		FUND TOTAL FOR VENDOR	275.69
01-3125	MATTHEW METCALF			N		FUND TOTAL FOR VENDOR	43.29
01-3126	TRANE U.S. INC.			N		FUND TOTAL FOR VENDOR	25,000.00
01-3127	METRON FARNIER SMART WATE			N		FUND TOTAL FOR VENDOR	1,809.63
01-8	AT&T			N		FUND TOTAL FOR VENDOR	97.91
01-9	PACIFIC GAS & ELECTRIC CO			N		FUND TOTAL FOR VENDOR	15,599.05

\*\*\* FUND TOTALS \*\*\*

477,877.03

VENDOR SET: 01 Hidden Valley Lake

VENDOR CLASS(ES): ALL CLASSES

REPORTING FUND NO#: 130 WATER ENTERPRISE FUN

SORTED BY FUND

VENDOR	NAME	NO# INVOICES	TOTAL AMOUNT	1099	G/L ACCT NO#	G/L NAME	G/L AMOUNT
*** REPORT TOTALS ***			555,458.20				555,458.20

\*G / L EXPENSE DISTRIBUTION\*

ACCOUNT NUMBER	ACCOUNT NAME	AMOUNT
120 2075	AFLAC	409.80
120 2088	SURVIVOR BENEFITS - PERS	18.75
120 2090	PERS PAYABLE	4,535.48
120 2091	FIT PAYABLE	3,919.06
120 2092	CIT PAYABLE	1,563.82
120 2093	SOCIAL SECURITY PAYABLE	15.50
120 2094	MEDICARE PAYABLE	917.08
120 2095	S D I PAYABLE	695.75
120 2099	DEFERRED COMP - 457 PLAN	325.00
120 5-00-5060	GASOLINE, OIL & FUEL	1,447.77
120 5-00-5061	VEHICLE MAINT	501.54
120 5-00-5074	INSURANCE	983.16
120 5-00-5080	MEMBERSHIP & SUBSCRIPTIONS	144.49
120 5-00-5092	POSTAGE & SHIPPING	748.52
120 5-00-5121	LEGAL SERVICES	738.35
120 5-00-5130	PRINTING & PUBLICATION	256.05
120 5-00-5145	EQUIPMENT RENTAL	334.17
120 5-00-5148	OPERATING SUPPLIES	6,541.34
120 5-00-5150	REPAIR & REPLACE	12,779.26
120 5-00-5155	MAINT BLDG & GROUNDS	202.50
120 5-00-5156	CUSTODIAL SERVICES	1,540.00
120 5-00-5160	SLUDGE DISPOSAL	5,970.18
120 5-00-5191	TELEPHONE	1,320.74
120 5-00-5192	ELECTRICITY	5,521.62
120 5-00-5193	OTHER UTILITIES	316.11
120 5-00-5194	IT SERVICES	585.50
120 5-00-5195	ENV/MONITORING	4,545.75
120 5-00-5198	ANNUAL OPERATING FEES	3,519.00
120 5-00-5315	SAFETY EQUIPMENT	1,054.01
120 5-10-5010	SALARIES & WAGES	427.35
120 5-10-5020	EMPLOYEE BENEFITS	252.62
120 5-10-5021	RETIREMENT BENEFITS	3,049.12
120 5-10-5090	OFFICE SUPPLIES	577.94
120 5-10-5170	TRAVEL MILEAGE	46.90

VENDOR SET: 01 Hidden Valley Lake

VENDOR CLASS(ES): ALL CLASSES

REPORTING FUND NO#: 130 WATER ENTERPRISE FUN

SORTED BY FUND

## \*G/L EXPENSE DISTRIBUTION\*

ACCOUNT NUMBER	ACCOUNT NAME	AMOUNT
120 5-10-5179	ADM MISC EXPENSES	208.80
120 5-30-5010	SALARIES & WAGES	486.25
120 5-30-5020	EMPLOYEE BENEFITS	321.93
120 5-30-5021	RETIREMENT BENEFITS	2,754.31
120 5-30-5022	CLOTHING ALLOWANCE	716.05
120 5-30-5090	OFFICE SUPPLIES	59.52
120 5-30-5170	TRAVEL MILEAGE	13.64
120 5-30-5175	EDUCATION / SEMINARS	187.50
120 5-40-5010	DIRECTORS COMPENSATION	19.15
120 5-40-5020	DIRECTOR BENEFITS	5.75
120 5-40-5170	TRAVEL MILEAGE	43.29
120 5-70-7202	DISASTER MITIGATION	6,960.75
	** FUND TOTAL **	77,581.17
130 1052	ACCTS REC WATER USE	703.62
130 2075	AFLAC	409.80
130 2088	SURVIVOR BENEFITS - PERS	19.38
130 2090	PERS PAYABLE	4,588.52
130 2091	FIT PAYABLE	3,935.83
130 2092	CIT PAYABLE	1,578.25
130 2093	SOCIAL SECURITY PAYABLE	15.50
130 2094	MEDICARE PAYABLE	928.38
130 2095	S D I PAYABLE	704.25
130 2099	DEFERRED COMP - PLAN 457 PAYAB	325.00
130 5-00-5060	GASOLINE, OIL & FUEL	1,447.75
130 5-00-5061	VEHICLE MAINT	501.54
130 5-00-5074	INSURANCE	983.15
130 5-00-5080	MEMBERSHIP & SUBSCRIPTIONS	144.49
130 5-00-5092	POSTAGE & SHIPPING	748.52
130 5-00-5121	LEGAL SERVICES	2,996.53
130 5-00-5122	ENGINEERING SERVICES	367.74
130 5-00-5123	OTHER PROFESSIONAL SERVICES	25,000.00
130 5-00-5130	PRINTING & PUBLICATION	256.05
130 5-00-5145	EQUIPMENT RENTAL	334.15
130 5-00-5150	REPAIR & REPLACE	9,238.27
130 5-00-5155	MAINT BLDG & GROUNDS	202.50
130 5-00-5156	CUSTODIAL SERVICES	1,540.00
130 5-00-5191	TELEPHONE	1,320.71
130 5-00-5192	ELECTRICITY	15,599.05
130 5-00-5193	OTHER UTILITIES	316.11
130 5-00-5194	IT SERVICES	2,847.88
130 5-00-5195	ENV/MONITORING	600.00
130 5-00-5315	SAFETY EQUIPMENT	1,054.01
130 5-00-5505	WATER CONSERVATION	93.87
130 5-10-5010	SALARIES & WAGES	427.28
130 5-10-5020	EMPLOYEE BENEFITS	252.61
130 5-10-5021	RETIREMENT BENEFITS	3,049.05

VENDOR SET: 01 Hidden Valley Lake

VENDOR CLASS(ES): ALL CLASSES

REPORTING FUND NO#: 130 WATER ENTERPRISE FUN

SORTED BY FUND

\*G/L EXPENSE DISTRIBUTION\*

ACCOUNT NUMBER	ACCOUNT NAME	AMOUNT
130 5-10-5090	OFFICE SUPPLIES	577.91
130 5-10-5170	TRAVEL MILEAGE	46.90
130 5-10-5179	ADM MISC EXPENSES	208.77
130 5-30-5010	SALARIES & WAGES	497.33
130 5-30-5020	EMPLOYEE BENEFITS	321.93
130 5-30-5021	RETIREMENT BENEFITS	2,807.89
130 5-30-5022	CLOTHING ALLOWANCE	716.03
130 5-30-5090	OFFICE SUPPLIES	59.52
130 5-30-5170	TRAVEL MILEAGE	13.63
130 5-30-5175	EDUCATION / SEMINARS	187.50
130 5-40-5010	DIRECTORS COMPENSATION	19.10
130 5-40-5020	DIRECTOR BENEFITS	5.75
130 5-40-5170	TRAVEL MILEAGE	43.29
130 5-70-7202	DISASTER MITIGATION	6,960.75
130 5-70-7204	RELIABLE WATER SUPPLY	382,880.94
	** FUND TOTAL **	477,877.03

-----  
 \*\* TOTAL \*\* 555,458.20

NO ERRORS





HIDDEN VALLEY LAKE CSD  
 REVENUE & EXPENSE REPORT (UNAUDITED)  
 AS OF: NOVEMBER 30TH, 2024

120-SEWER ENTERPRISE FUND  
 FINANCIAL SUMMARY

	CURRENT BUDGET	CURRENT PERIOD	YEAR TO DATE ACTUAL	BUDGET BALANCE	% OF BUDGET
<u>REVENUE SUMMARY</u>					
ALL REVENUE	<u>2,930,630.00</u>	<u>204,759.29</u>	<u>1,102,616.85</u>	<u>1,828,013.15</u>	<u>37.62</u>
TOTAL REVENUES	<u>2,930,630.00</u>	<u>204,759.29</u>	<u>1,102,616.85</u>	<u>1,828,013.15</u>	<u>37.62</u>
<u>EXPENDITURE SUMMARY</u>					
NON-DEPARTMENTAL	1,364,532.00	50,338.97	539,047.34	825,484.66	39.50
ADMINISTRATION	499,830.00	34,033.74	226,344.43	273,485.57	45.28
FIELD	493,250.00	38,073.23	217,763.08	275,486.92	44.15
DIRECTORS	73,582.00	136.91	18,430.37	55,151.63	25.05
CAPITAL PROJECTS & EQUIP	<u>428,875.00</u>	<u>6,960.75</u>	<u>25,257.61</u>	<u>403,617.39</u>	<u>5.89</u>
TOTAL EXPENDITURES	<u>2,860,069.00</u>	<u>129,543.60</u>	<u>1,026,842.83</u>	<u>1,833,226.17</u>	<u>35.90</u>
REVENUES OVER/(UNDER) EXPENDITURES	70,561.00	75,215.69	75,774.02 (	5,213.02)	107.39

120-SEWER ENTERPRISE FUND  
 REVENUES

	CURRENT BUDGET	CURRENT PERIOD	YEAR TO DATE ACTUAL	BUDGET BALANCE	% OF BUDGET
120-4020 INSPECTION FEES	500.00	0.00	200.00	300.00	40.00
120-4036 DEVELOPER FEES SEWER	0.00	0.00	0.00	0.00	0.00
120-4040 LIEN RECORDING FEES	0.00	0.00	0.00	0.00	0.00
120-4045 AVAILABILITY FEES	9,000.00	0.00	2,371.20	6,628.80	26.35
120-4050 SALES OF RECLAIMED WATER	183,611.00	17,048.03	149,093.82	34,517.18	81.20
120-4111 COMM SEWER USE	85,538.00	9,843.86	47,436.24	38,101.76	55.46
120-4112 GOV'T SEWER USE	1,200.00	144.74	696.43	503.57	58.04
120-4116 SEWER USE CHARGES	2,059,031.00	173,443.87	869,022.86	1,190,008.14	42.21
120-4210 LATE FEE	32,000.00	4,247.13	18,820.32	13,179.68	58.81
120-4300 MISC INCOME	500.00	4.50	30.16	469.84	6.03
120-4310 OTHER INCOME	500.00	27.16	710.99 (	210.99)	142.20
120-4320 FEMA/Caloes GRANTS	0.00	0.00	10,220.83 (	10,220.83)	0.00
120-4325 GRANTS	121,875.00	0.00	0.00	121,875.00	0.00
120-4505 LEASE INCOME	0.00	0.00	0.00	0.00	0.00
120-4550 INTEREST INCOME	3,000.00	0.00	4,014.00 (	1,014.00)	133.80
120-4580 TRANSFERS IN	433,875.00	0.00	0.00	433,875.00	0.00
120-4591 INCOME APPLICABLE TO PRIOR YRS	0.00	0.00	0.00	0.00	0.00
120-4955 Gain/Loss	0.00	0.00	0.00	0.00	0.00
<b>TOTAL REVENUES</b>	<b>2,930,630.00</b>	<b>204,759.29</b>	<b>1,102,616.85</b>	<b>1,828,013.15</b>	<b>37.62</b>

120-SEWER ENTERPRISE FUND  
NON-DEPARTMENTAL  
EXPENDITURES

	CURRENT BUDGET	CURRENT PERIOD	YEAR TO DATE ACTUAL	BUDGET BALANCE	% OF BUDGET
120-5-00-5010 SALARY & WAGES	0.00	0.00	0.00	0.00	0.00
120-5-00-5020 EMPLOYEE BENEFITS	0.00	0.00	0.00	0.00	0.00
120-5-00-5021 RETIREMENT BENEFITS	0.00	0.00	0.00	0.00	0.00
120-5-00-5024 WORKERS' COMP INSURANCE	35,000.00	0.00	29,597.51	5,402.49	84.56
120-5-00-5025 RETIREE HEALTH BENEFITS	19,007.00	( 1,429.63)	917.73	18,089.27	4.83
120-5-00-5026 COBRA Health & Dental	0.00	0.00	0.00	0.00	0.00
120-5-00-5040 ELECTION EXPENSE	2,500.00	0.00	0.00	2,500.00	0.00
120-5-00-5050 DEPRECIATION	0.00	0.00	0.00	0.00	0.00
120-5-00-5060 GASOLINE, OIL & FUEL	30,000.00	1,447.77	5,820.20	24,179.80	19.40
120-5-00-5061 VEHICLE MAINT	30,000.00	501.54	25,355.85	4,644.15	84.52
120-5-00-5062 TAXES & LIC	800.00	0.00	0.00	800.00	0.00
120-5-00-5074 INSURANCE	157,500.00	983.16	153,584.15	3,915.85	97.51
120-5-00-5075 BANK FEES	35,000.00	2,736.79	11,466.36	23,533.64	32.76
120-5-00-5080 MEMBERSHIP & SUBSCRIPTIONS	14,000.00	144.49	7,466.31	6,533.69	53.33
120-5-00-5092 POSTAGE & SHIPPING	10,000.00	748.52	4,555.64	5,444.36	45.56
120-5-00-5110 CONTRACTUAL SERVICES	0.00	0.00	0.00	0.00	0.00
120-5-00-5121 LEGAL SERVICES	20,000.00	738.35	1,944.23	18,055.77	9.72
120-5-00-5122 ENGINEERING SERVICES	75,000.00	0.00	355.40	74,644.60	0.47
120-5-00-5123 OTHER PROFESSIONAL SERVICE	37,000.00	0.00	539.75	36,460.25	1.46
120-5-00-5125 OPEB	13,000.00	0.00	0.00	13,000.00	0.00
120-5-00-5126 AUDIT SERVICES	7,500.00	0.00	0.00	7,500.00	0.00
120-5-00-5130 PRINTING & PUBLICATION	8,000.00	256.05	2,307.79	5,692.21	28.85
120-5-00-5135 NEWSLETTER	1,000.00	0.00	97.50	902.50	9.75
120-5-00-5142 AMORTIZATION	0.00	0.00	0.00	0.00	0.00
120-5-00-5145 EQUIPMENT RENTAL	6,500.00	334.17	1,108.49	5,391.51	17.05
120-5-00-5148 OPERATING SUPPLIES	90,000.00	6,541.34	34,642.65	55,357.35	38.49
120-5-00-5150 REPAIR & REPLACE	185,000.00	12,761.01	121,043.28	63,956.72	65.43
120-5-00-5155 MAINT BLDG & GROUNDS	15,500.00	202.50	17,075.95	( 1,575.95)	110.17
120-5-00-5156 CUSTODIAL SERVICES	18,500.00	1,540.00	6,945.00	11,555.00	37.54
120-5-00-5157 SECURITY	5,000.00	0.00	1,204.78	3,795.22	24.10
120-5-00-5160 SLUDGE DISPOSAL	50,000.00	5,970.18	7,157.18	42,842.82	14.31
120-5-00-5165 TERTIARY POND MAINTENANCE	50,000.00	0.00	0.00	50,000.00	0.00
120-5-00-5180 UNCOLLECTABLE ACCOUNTS	0.00	0.00	0.00	0.00	0.00
120-5-00-5191 TELEPHONE	18,000.00	1,320.74	6,951.47	11,048.53	38.62
120-5-00-5192 ELECTRICITY	155,000.00	5,521.62	37,809.99	117,190.01	24.39
120-5-00-5193 OTHER UTILITIES	3,500.00	316.11	1,283.64	2,216.36	36.68
120-5-00-5194 IT SERVICES	35,000.00	585.50	5,790.93	29,209.07	16.55
120-5-00-5195 ENV/MONITORING	50,000.00	4,545.75	21,483.50	28,516.50	42.97
120-5-00-5198 ANNUAL OPERATING FEES	27,000.00	3,519.00	3,519.00	23,481.00	13.03
120-5-00-5310 EQUIPMENT - FIELD	1,200.00	0.00	0.00	1,200.00	0.00
120-5-00-5311 EQUIPMENT - OFFICE	1,200.00	0.00	0.00	1,200.00	0.00
120-5-00-5315 SAFETY EQUIPMENT	3,500.00	1,054.01	3,163.06	336.94	90.37
120-5-00-5317 COVID-19	0.00	0.00	0.00	0.00	0.00
120-5-00-5522 INTEREST ON LONG-TERM DEBT	0.00	0.00	0.00	0.00	0.00
120-5-00-5545 RECORDING FEES	250.00	0.00	170.00	80.00	68.00
120-5-00-5580 TRANSFERS OUT	154,075.00	0.00	25,690.00	128,385.00	16.67
120-5-00-5591 EXPENSES APPLICABLE TO PRI	0.00	0.00	0.00	0.00	0.00
120-5-00-5595 BAD DEBT	0.00	0.00	0.00	0.00	0.00
120-5-00-5600 CONTINGENCY	0.00	0.00	0.00	0.00	0.00

HIDDEN VALLEY LAKE CSD  
REVENUE & EXPENSE REPORT (UNAUDITED)  
AS OF: NOVEMBER 30TH, 2024

120-SEWER ENTERPRISE FUND  
NON-DEPARTMENTAL  
EXPENDITURES

	CURRENT BUDGET	CURRENT PERIOD	YEAR TO DATE ACTUAL	BUDGET BALANCE	% OF BUDGET
120-5-00-5700 OVER / SHORT	0.00	0.00	0.00	0.00	0.00
TOTAL NON-DEPARTMENTAL	1,364,532.00	50,338.97	539,047.34	825,484.66	39.50

HIDDEN VALLEY LAKE CSD  
 REVENUE & EXPENSE REPORT (UNAUDITED)  
 AS OF: NOVEMBER 30TH, 2024

120-SEWER ENTERPRISE FUND  
 ADMINISTRATION  
 EXPENDITURES

	CURRENT BUDGET	CURRENT PERIOD	YEAR TO DATE ACTUAL	BUDGET BALANCE	% OF BUDGET
120-5-10-5010 SALARIES & WAGES	304,914.00	29,898.36	135,546.81	169,367.19	44.45
120-5-10-5020 EMPLOYEE BENEFITS	109,179.00	252.62	31,297.42	77,881.58	28.67
120-5-10-5021 RETIREMENT BENEFITS	70,537.00	3,049.12	50,590.29	19,946.71	71.72
120-5-10-5063 CERTIFICATIONS	0.00	0.00	0.00	0.00	0.00
120-5-10-5090 OFFICE SUPPLIES	4,000.00	577.94	2,225.87	1,774.13	55.65
120-5-10-5170 TRAVEL MILEAGE	5,000.00	46.90	3,959.26	1,040.74	79.19
120-5-10-5175 EDUCATION / SEMINARS	5,000.00	0.00	1,725.31	3,274.69	34.51
120-5-10-5179 ADM MISC EXPENSES	1,200.00	208.80	999.47	200.53	83.29
<b>TOTAL ADMINISTRATION</b>	<b>499,830.00</b>	<b>34,033.74</b>	<b>226,344.43</b>	<b>273,485.57</b>	<b>45.28</b>

120-SEWER ENTERPRISE FUND  
FIELD  
EXPENDITURES

	CURRENT BUDGET	CURRENT PERIOD	YEAR TO DATE ACTUAL	BUDGET BALANCE	% OF BUDGET
120-5-30-5010 SALARIES & WAGES	292,691.00	34,020.28	129,229.39	163,461.61	44.15
120-5-30-5020 EMPLOYEE BENEFITS	121,533.00	321.93	36,807.00	84,726.00	30.29
120-5-30-5021 RETIREMENT BENEFITS	64,526.00	2,754.31	48,447.78	16,078.22	75.08
120-5-30-5022 CLOTHING ALLOWANCE	2,500.00	716.05	1,113.52	1,386.48	44.54
120-5-30-5063 CERTIFICATIONS	2,000.00	0.00	125.00	1,875.00	6.25
120-5-30-5090 OFFICE SUPPLIES	1,000.00	59.52	221.28	778.72	22.13
120-5-30-5170 TRAVEL MILEAGE	5,000.00	13.64	1,132.11	3,867.89	22.64
120-5-30-5175 EDUCATION / SEMINARS	4,000.00	187.50	687.00	3,313.00	17.18
TOTAL FIELD	493,250.00	38,073.23	217,763.08	275,486.92	44.15

HIDDEN VALLEY LAKE CSD  
 REVENUE & EXPENSE REPORT (UNAUDITED)  
 AS OF: NOVEMBER 30TH, 2024

120-SEWER ENTERPRISE FUND  
 DIRECTORS  
 EXPENDITURES

	CURRENT BUDGET	CURRENT PERIOD	YEAR TO DATE ACTUAL	BUDGET BALANCE	% OF BUDGET
120-5-40-5010 DIRECTORS COMPENSATION	3,000.00	269.15	1,345.75	1,654.25	44.86
120-5-40-5020 DIRECTOR BENEFITS	230.00	5.75	28.75	201.25	12.50
120-5-40-5030 DIRECTOR HEALTH BENEFITS	59,752.00 (	181.28)	16,620.08	43,131.92	27.82
120-5-40-5170 TRAVEL MILEAGE	2,000.00	43.29	43.29	1,956.71	2.16
120-5-40-5175 EDUCATION / SEMINARS	5,000.00	0.00	392.50	4,607.50	7.85
120-5-40-5176 DIRECTOR TRAINING	3,600.00	0.00	0.00	3,600.00	0.00
<b>TOTAL DIRECTORS</b>	<b>73,582.00</b>	<b>136.91</b>	<b>18,430.37</b>	<b>55,151.63</b>	<b>25.05</b>

HIDDEN VALLEY LAKE CSD  
 REVENUE & EXPENSE REPORT (UNAUDITED)  
 AS OF: NOVEMBER 30TH, 2024

120-SEWER ENTERPRISE FUND  
 CAPITAL PROJECTS & EQUIP  
 EXPENDITURES

	CURRENT BUDGET	CURRENT PERIOD	YEAR TO DATE ACTUAL	BUDGET BALANCE	% OF BUDGET
120-5-70-7201 REGULATORY COMPLIANCE	25,000.00	0.00	0.00	25,000.00	0.00
120-5-70-7202 DISASTER MITIGATION	351,875.00	6,960.75	25,257.61	326,617.39	7.18
120-5-70-7203 DISASTER RECOVERY	0.00	0.00	0.00	0.00	0.00
120-5-70-7205 RISK MANAGEMENT	52,000.00	0.00	0.00	52,000.00	0.00
120-5-70-7206 RECORDS RETENTION	0.00	0.00	0.00	0.00	0.00
<b>TOTAL CAPITAL PROJECTS &amp; EQUIP</b>	<b>428,875.00</b>	<b>6,960.75</b>	<b>25,257.61</b>	<b>403,617.39</b>	<b>5.89</b>
<b>TOTAL EXPENDITURES</b>	<b>2,860,069.00</b>	<b>129,543.60</b>	<b>1,026,842.83</b>	<b>1,833,226.17</b>	<b>35.90</b>
<b>REVENUES OVER/(UNDER) EXPENDITURES</b>	<b>70,561.00</b>	<b>75,215.69</b>	<b>75,774.02</b>	<b>( 5,213.02)</b>	<b>107.39</b>

\*\*\* END OF REPORT \*\*\*



HIDDEN VALLEY LAKE CSD  
 REVENUE & EXPENSE REPORT (UNAUDITED)  
 AS OF: NOVEMBER 30TH, 2024

130-WATER ENTERPRISE FUND  
 FINANCIAL SUMMARY

	CURRENT BUDGET	CURRENT PERIOD	YEAR TO DATE ACTUAL	BUDGET BALANCE	% OF BUDGET
<u>REVENUE SUMMARY</u>					
ALL REVENUE	<u>8,650,128.00</u>	<u>1,070,742.14</u>	<u>4,291,376.82</u>	<u>4,358,751.18</u>	<u>49.61</u>
TOTAL REVENUES	<u>8,650,128.00</u>	<u>1,070,742.14</u>	<u>4,291,376.82</u>	<u>4,358,751.18</u>	<u>49.61</u>
<u>EXPENDITURE SUMMARY</u>					
NON-DEPARTMENTAL	6,306,542.00	411,238.10	1,864,681.93	4,441,860.07	29.57
ADMINISTRATION	507,830.00	34,033.64	226,343.87	281,486.13	44.57
FIELD	501,450.00	38,901.61	220,901.45	280,548.55	44.05
DIRECTORS	77,982.00	136.85	18,430.07	59,551.93	23.63
CAPITAL PROJECTS & EQUIP	<u>5,533,007.00</u>	<u>394,093.84</u>	<u>958,290.32</u>	<u>4,574,716.68</u>	<u>17.32</u>
TOTAL EXPENDITURES	<u>12,926,811.00</u>	<u>878,404.04</u>	<u>3,288,647.64</u>	<u>9,638,163.36</u>	<u>25.44</u>
REVENUES OVER/(UNDER) EXPENDITURES	( 4,276,683.00)	192,338.10	1,002,729.18	( 5,279,412.18)	23.45-

130-WATER ENTERPRISE FUND  
 REVENUES

	CURRENT BUDGET	CURRENT PERIOD	YEAR TO DATE ACTUAL	BUDGET BALANCE	% OF BUDGET
130-4035 RECONNECT FEE	15,000.00	1,870.00	8,980.00	6,020.00	59.87
130-4036 DEVELOPER FEES WATER	0.00	0.00	0.00	0.00	0.00
130-4038 COMM WATER METER INSTALL	0.00	0.00	0.00	0.00	0.00
130-4039 WATER CONNECTION FEE	1,645.00	0.00	459.00	1,186.00	27.90
130-4040 LIEN RECORDING FEES	1,200.00	0.00	596.16	603.84	49.68
130-4045 AVAILABILITY FEES	32,000.00	0.00	9,424.80	22,575.20	29.45
130-4110 COMM WATER USE	168,824.00	13,167.50	69,660.62	99,163.38	41.26
130-4111 BULK WATER SALES	32,000.00	7,282.32	52,033.74 (	20,033.74)	162.61
130-4112 GOV'T WATER USE	7,400.00	705.15	3,371.44	4,028.56	45.56
130-4115 WATER USE	3,104,882.00	250,822.34	1,500,939.55	1,603,942.45	48.34
130-4210 LATE FEE	57,000.00	7,491.87	33,213.08	23,786.92	58.27
130-4215 RETURNED CHECK FEE	1,000.00	50.00	250.00	750.00	25.00
130-4300 MISC INCOME	1,500.00	4.50	30.16	1,469.84	2.01
130-4310 OTHER INCOME	100.00	4.72	553.89 (	453.89)	553.89
130-4320 FEMA/CalOES GRANTS	3,822,358.00	343,703.74	1,157,030.74	2,665,327.26	30.27
130-4325 GRANTS	121,875.00	0.00	0.00	121,875.00	0.00
130-4330 HYDRANT METER USE DEPOSIT	3,240.00	0.00	0.00	3,240.00	0.00
130-4505 LEASE INCOME	0.00	0.00	0.00	0.00	0.00
130-4550 INTEREST INCOME	5,985.00	0.00	4,897.14	1,087.86	81.82
130-4580 TRANSFER IN	1,274,119.00	445,640.00	1,449,936.50 (	175,817.50)	113.80
130-4591 INCOME APPLICABLE TO PRIOR YRS	0.00	0.00	0.00	0.00	0.00
130-4955 Gain/Loss	0.00	0.00	0.00	0.00	0.00
<b>TOTAL REVENUES</b>	<b>8,650,128.00</b>	<b>1,070,742.14</b>	<b>4,291,376.82</b>	<b>4,358,751.18</b>	<b>49.61</b>

130-WATER ENTERPRISE FUND  
NON-DEPARTMENTAL  
EXPENDITURES

	CURRENT BUDGET	CURRENT PERIOD	YEAR TO DATE ACTUAL	BUDGET BALANCE	% OF BUDGET
130-5-00-5010 SALARY & WAGES	0.00	0.00	0.00	0.00	0.00
130-5-00-5020 EMPLOYEE BENEFITS	0.00	0.00	0.00	0.00	0.00
130-5-00-5021 RETIREMENT BENEFITS	0.00	0.00	0.00	0.00	0.00
130-5-00-5024 WORKERS' COMP INSURANCE	35,000.00	0.00	29,597.50	5,402.50	84.56
130-5-00-5025 RETIREE HEALTH BENEFITS	19,007.00	( 1,429.66)	917.66	18,089.34	4.83
130-5-00-5026 COBRA Health & Dental	0.00	0.00	0.00	0.00	0.00
130-5-00-5040 ELECTION EXPENSE	2,500.00	0.00	0.00	2,500.00	0.00
130-5-00-5050 DEPRECIATION	0.00	0.00	0.00	0.00	0.00
130-5-00-5060 GASOLINE, OIL & FUEL	30,000.00	1,447.75	5,820.11	24,179.89	19.40
130-5-00-5061 VEHICLE MAINT	35,000.00	501.54	9,342.63	25,657.37	26.69
130-5-00-5062 TAXES & LIC	1,200.00	0.00	0.00	1,200.00	0.00
130-5-00-5074 INSURANCE	157,500.00	983.15	153,584.13	3,915.87	97.51
130-5-00-5075 BANK FEES	35,000.00	2,736.76	11,466.25	23,533.75	32.76
130-5-00-5080 MEMBERSHIP & SUBSCRIPTIONS	35,000.00	144.49	25,690.25	9,309.75	73.40
130-5-00-5092 POSTAGE & SHIPPING	9,500.00	748.52	4,588.19	4,911.81	48.30
130-5-00-5110 CONTRACTUAL SERVICES	0.00	0.00	0.00	0.00	0.00
130-5-00-5121 LEGAL SERVICES	75,000.00	2,996.53	16,699.90	58,300.10	22.27
130-5-00-5122 ENGINEERING SERVICES	50,000.00	367.74	367.74	49,632.26	0.74
130-5-00-5123 OTHER PROFESSIONAL SERVICE	25,000.00	25,000.00	25,693.50	( 693.50)	102.77
130-5-00-5124 WATER RIGHTS	15,000.00	648.80	648.80	14,351.20	4.33
130-5-00-5125 OPEB	13,000.00	0.00	0.00	13,000.00	0.00
130-5-00-5126 AUDIT SERVICES	7,500.00	0.00	0.00	7,500.00	0.00
130-5-00-5130 PRINTING & PUBLICATION	7,500.00	256.05	2,143.26	5,356.74	28.58
130-5-00-5135 NEWSLETTER	1,200.00	0.00	97.50	1,102.50	8.13
130-5-00-5142 AMORTIZATION	0.00	0.00	0.00	0.00	0.00
130-5-00-5145 EQUIPMENT RENTAL	35,000.00	334.15	1,108.47	33,891.53	3.17
130-5-00-5148 OPERATING SUPPLIES	10,000.00	0.00	4,765.45	5,234.55	47.65
130-5-00-5150 REPAIR & REPLACE	180,000.00	9,224.41	113,180.42	66,819.58	62.88
130-5-00-5155 MAINT BLDG & GROUNDS	15,500.00	202.50	16,721.28	( 1,221.28)	107.88
130-5-00-5156 CUSTODIAL SERVICES	18,500.00	1,540.00	6,945.00	11,555.00	37.54
130-5-00-5157 SECURITY	5,000.00	0.00	1,204.77	3,795.23	24.10
130-5-00-5180 UNCOLLECTABLE ACCOUNTS	0.00	0.00	0.00	0.00	0.00
130-5-00-5191 TELEPHONE	19,000.00	1,320.71	6,951.34	12,048.66	36.59
130-5-00-5192 ELECTRICITY	220,000.00	15,599.05	115,593.47	104,406.53	52.54
130-5-00-5193 OTHER UTILITIES	4,000.00	316.11	1,283.62	2,716.38	32.09
130-5-00-5194 IT SERVICES	55,000.00	2,847.88	14,840.43	40,159.57	26.98
130-5-00-5195 ENV/MONITORING	20,000.00	600.00	9,859.00	10,141.00	49.30
130-5-00-5198 ANNUAL OPERATING FEES	30,000.00	0.00	0.00	30,000.00	0.00
130-5-00-5310 EQUIPMENT - FIELD	1,000.00	0.00	0.00	1,000.00	0.00
130-5-00-5311 EQUIPMENT - OFFICE	1,000.00	0.00	0.00	1,000.00	0.00
130-5-00-5312 TOOLS - FIELD	0.00	0.00	0.00	0.00	0.00
130-5-00-5315 SAFETY EQUIPMENT	5,000.00	1,054.01	3,163.06	1,836.94	63.26
130-5-00-5317 COVID-19	0.00	0.00	0.00	0.00	0.00
130-5-00-5505 WATER CONSERVATION	7,500.00	93.87	143.87	7,356.13	1.92
130-5-00-5520 HYDRANT DEPOSIT REFUND	0.00	0.00	3,108.97	( 3,108.97)	0.00
130-5-00-5522 INTEREST ON LONG-TERM DEBT	0.00	0.00	0.00	0.00	0.00
130-5-00-5545 RECORDING FEES	700.00	0.00	170.00	530.00	24.29
130-5-00-5580 TRANSFERS OUT	5,125,435.00	343,703.74	1,278,985.36	3,846,449.64	24.95
130-5-00-5590 NON-OPERATING OTHER	0.00	0.00	0.00	0.00	0.00

HIDDEN VALLEY LAKE CSD  
REVENUE & EXPENSE REPORT (UNAUDITED)  
AS OF: NOVEMBER 30TH, 2024

130-WATER ENTERPRISE FUND  
NON-DEPARTMENTAL  
EXPENDITURES

	CURRENT BUDGET	CURRENT PERIOD	YEAR TO DATE ACTUAL	BUDGET BALANCE	% OF BUDGET
130-5-00-5591 EXPENSES APPLICABLE TO PRI	0.00	0.00	0.00	0.00	0.00
130-5-00-5595 BAD DEBT	0.00	0.00	0.00	0.00	0.00
130-5-00-5600 CONTINGENCY	0.00	0.00	0.00	0.00	0.00
TOTAL NON-DEPARTMENTAL	6,306,542.00	411,238.10	1,864,681.93	4,441,860.07	29.57

130-WATER ENTERPRISE FUND  
ADMINISTRATION  
EXPENDITURES

	CURRENT BUDGET	CURRENT PERIOD	YEAR TO DATE ACTUAL	BUDGET BALANCE	% OF BUDGET
130-5-10-5010 SALARIES & WAGES	304,914.00	29,898.40	135,546.90	169,367.10	44.45
130-5-10-5020 EMPLOYEE BENEFITS	109,179.00	252.61	31,297.33	77,881.67	28.67
130-5-10-5021 RETIREMENT BENEFITS	70,537.00	3,049.05	50,590.03	19,946.97	71.72
130-5-10-5063 CERTIFICATIONS	0.00	0.00	0.00	0.00	0.00
130-5-10-5090 OFFICE SUPPLIES	4,000.00	577.91	2,225.74	1,774.26	55.64
130-5-10-5170 TRAVEL MILEAGE	8,000.00	46.90	3,959.18	4,040.82	49.49
130-5-10-5175 EDUCATION / SEMINARS	10,000.00	0.00	1,725.31	8,274.69	17.25
130-5-10-5179 ADM MISC EXPENSES	1,200.00	208.77	999.38	200.62	83.28
TOTAL ADMINISTRATION	507,830.00	34,033.64	226,343.87	281,486.13	44.57

130-WATER ENTERPRISE FUND  
FIELD  
EXPENDITURES

	CURRENT BUDGET	CURRENT PERIOD	YEAR TO DATE ACTUAL	BUDGET BALANCE	% OF BUDGET
130-5-30-5010 SALARIES & WAGES	292,691.00	34,795.11	132,175.25	160,515.75	45.16
130-5-30-5020 EMPLOYEE BENEFITS	121,533.00	321.93	36,807.00	84,726.00	30.29
130-5-30-5021 RETIREMENT BENEFITS	64,526.00	2,807.89	48,640.37	15,885.63	75.38
130-5-30-5022 CLOTHING ALLOWANCE	2,500.00	716.03	1,113.50	1,386.50	44.54
130-5-30-5063 CERTIFICATIONS	1,200.00	0.00	125.00	1,075.00	10.42
130-5-30-5090 OFFICE SUPPLIES	1,000.00	59.52	221.26	778.74	22.13
130-5-30-5170 TRAVEL MILEAGE	8,000.00	13.63	1,132.07	6,867.93	14.15
130-5-30-5175 EDUCATION / SEMINARS	10,000.00	187.50	687.00	9,313.00	6.87
TOTAL FIELD	501,450.00	38,901.61	220,901.45	280,548.55	44.05

HIDDEN VALLEY LAKE CSD  
 REVENUE & EXPENSE REPORT (UNAUDITED)  
 AS OF: NOVEMBER 30TH, 2024

130-WATER ENTERPRISE FUND  
 DIRECTORS  
 EXPENDITURES

	CURRENT BUDGET	CURRENT PERIOD	YEAR TO DATE ACTUAL	BUDGET BALANCE	% OF BUDGET
130-5-40-5010 DIRECTORS COMPENSATION	3,000.00	269.10	1,345.50	1,654.50	44.85
130-5-40-5020 DIRECTOR BENEFITIS	230.00	5.75	28.75	201.25	12.50
130-5-40-5030 DIRECTOR HEALTH BENEFITS	59,752.00 (	181.29)	16,620.03	43,131.97	27.82
130-5-40-5080 MEMBERSHIP & SUBSCRIPTION	0.00	0.00	0.00	0.00	0.00
130-5-40-5170 TRAVEL MILEAGE	5,000.00	43.29	43.29	4,956.71	0.87
130-5-40-5175 EDUCATION / SEMINARS	5,000.00	0.00	392.50	4,607.50	7.85
130-5-40-5176 DIRECTOR TRAINING	5,000.00	0.00	0.00	5,000.00	0.00
<b>TOTAL DIRECTORS</b>	<b>77,982.00</b>	<b>136.85</b>	<b>18,430.07</b>	<b>59,551.93</b>	<b>23.63</b>

HIDDEN VALLEY LAKE CSD  
 REVENUE & EXPENSE REPORT (UNAUDITED)  
 AS OF: NOVEMBER 30TH, 2024

130-WATER ENTERPRISE FUND  
 CAPITAL PROJECTS & EQUIP  
 EXPENDITURES

	CURRENT BUDGET	CURRENT PERIOD	YEAR TO DATE ACTUAL	BUDGET BALANCE	% OF BUDGET
130-5-70-7012 GENERAL VEHICLES	85,000.00	0.00	86,000.00 (	1,000.00)	101.18
130-5-70-7201 REGULATORY COMPLIANCE	0.00	0.00	0.00	0.00	0.00
130-5-70-7202 DISASTER MITIGATION	351,875.00	6,960.75	25,257.58	326,617.42	7.18
130-5-70-7203 DISASTER RECOVERY	0.00	0.00	0.00	0.00	0.00
130-5-70-7204 RELIABLE WATER SUPPLY	5,096,132.00	387,133.09	847,032.74	4,249,099.26	16.62
130-5-70-7205 RISK MANAGEMENT	0.00	0.00	0.00	0.00	0.00
130-5-70-7206 RECORDS RETENTION	0.00	0.00	0.00	0.00	0.00
<b>TOTAL CAPITAL PROJECTS &amp; EQUIP</b>	<b>5,533,007.00</b>	<b>394,093.84</b>	<b>958,290.32</b>	<b>4,574,716.68</b>	<b>17.32</b>
<b>TOTAL EXPENDITURES</b>	<b>12,926,811.00</b>	<b>878,404.04</b>	<b>3,288,647.64</b>	<b>9,638,163.36</b>	<b>25.44</b>
<b>REVENUES OVER/(UNDER) EXPENDITURES</b>	<b>( 4,276,683.00)</b>	<b>192,338.10</b>	<b>1,002,729.18</b>	<b>( 5,279,412.18)</b>	<b>23.45-</b>

\*\*\* END OF REPORT \*\*\*



HIDDEN VALLEY LAKE CSD  
 REVENUE & EXPENSE REPORT (UNAUDITED)  
 AS OF: NOVEMBER 30TH, 2024

215-RECA REDEMPTION 1995-2  
 FINANCIAL SUMMARY

	CURRENT BUDGET	CURRENT PERIOD	YEAR TO DATE ACTUAL	BUDGET BALANCE	% OF BUDGET
<u>REVENUE SUMMARY</u>					
ALL REVENUE	<u>375,500.00</u>	<u>0.00</u>	<u>58,968.44</u>	<u>316,531.56</u>	<u>15.70</u>
TOTAL REVENUES	<u>375,500.00</u>	<u>0.00</u>	<u>58,968.44</u>	<u>316,531.56</u>	<u>15.70</u>
<u>EXPENDITURE SUMMARY</u>					
NON-DEPARTMENTAL	<u>296,860.00</u>	<u>0.00</u>	<u>255,217.49</u>	<u>41,642.51</u>	<u>85.97</u>
TOTAL EXPENDITURES	<u>296,860.00</u>	<u>0.00</u>	<u>255,217.49</u>	<u>41,642.51</u>	<u>85.97</u>
REVENUES OVER/ (UNDER) EXPENDITURES	78,640.00	0.00	( 196,249.05)	274,889.05	249.55-

HIDDEN VALLEY LAKE CSD  
 REVENUE & EXPENSE REPORT (UNAUDITED)  
 AS OF: NOVEMBER 30TH, 2024

215-RECA REDEMPTION 1995-2  
 REVENUES

	CURRENT BUDGET	CURRENT PERIOD	YEAR TO DATE ACTUAL	BUDGET BALANCE	% OF BUDGET
215-4525 PRO-RATA BOND PAYMENT FEE	3,200.00	0.00	0.00	3,200.00	0.00
215-4530 TAXES, ASSMT & BOND PROCEEDS	275,500.00	0.00	6,822.83	268,677.17	2.48
215-4540 DELINQUENT ASSESSMENTS	32,000.00	0.00	18,362.10	13,637.90	57.38
215-4541 DELINQ PENALTY & INTEREST	55,000.00	0.00	28,343.06	26,656.94	51.53
215-4542 DELINQ ASSMT MONTHLY PENALTY	0.00	0.00	0.00	0.00	0.00
215-4550 INTEREST INCOME	9,800.00	0.00	5,440.45	4,359.55	55.51
215-4580 TRANSFERS IN	0.00	0.00	0.00	0.00	0.00
<b>TOTAL REVENUES</b>	<b>375,500.00</b>	<b>0.00</b>	<b>58,968.44</b>	<b>316,531.56</b>	<b>15.70</b>

HIDDEN VALLEY LAKE CSD  
 REVENUE & EXPENSE REPORT (UNAUDITED)  
 AS OF: NOVEMBER 30TH, 2024

215-RECA REDEMPTION 1995-2  
 NON-DEPARTMENTAL  
 EXPENDITURES

	CURRENT BUDGET	CURRENT PERIOD	YEAR TO DATE ACTUAL	BUDGET BALANCE	% OF BUDGET
215-5-00-5075 BANK FEES	0.00	0.00	0.00	0.00	0.00
215-5-00-5123 OTHER PROFESSIONAL SERVICE	11,140.00	0.00	4,046.99	7,093.01	36.33
215-5-00-5125 BOND PREMIUM	0.00	0.00	0.00	0.00	0.00
215-5-00-5522 INTEREST ON LONG-TERM DEBT	72,720.00	0.00	38,170.50	34,549.50	52.49
215-5-00-5580 TRANSFER OUT	0.00	0.00	0.00	0.00	0.00
215-5-00-5590 COST OF ISSUANCE	0.00	0.00	0.00	0.00	0.00
215-5-00-5599 PRINCIPAL PMT	213,000.00	0.00	213,000.00	0.00	100.00
215-5-00-5600 CONTINGENCY	0.00	0.00	0.00	0.00	0.00
<b>TOTAL NON-DEPARTMENTAL</b>	<b>296,860.00</b>	<b>0.00</b>	<b>255,217.49</b>	<b>41,642.51</b>	<b>85.97</b>
<b>TOTAL EXPENDITURES</b>	<b>296,860.00</b>	<b>0.00</b>	<b>255,217.49</b>	<b>41,642.51</b>	<b>85.97</b>
<b>REVENUES OVER/(UNDER) EXPENDITURES</b>	<b>78,640.00</b>	<b>0.00</b>	<b>( 196,249.05)</b>	<b>274,889.05</b>	<b>249.55-</b>

\*\*\* END OF REPORT \*\*\*

HIDDEN VALLEY LAKE CSD  
REVENUE & EXPENSE REPORT (UNAUDITED)  
AS OF: NOVEMBER 30TH, 2024

218-CIEDEB REDEMPTION FUND  
FINANCIAL SUMMARY

	CURRENT BUDGET	CURRENT PERIOD	YEAR TO DATE ACTUAL	BUDGET BALANCE	% OF BUDGET
<u>REVENUE SUMMARY</u>					
ALL REVENUE	<u>169,355.00</u>	<u>0.00</u>	<u>24,717.03</u>	<u>144,637.97</u>	<u>14.59</u>
TOTAL REVENUES	<u>169,355.00</u>	<u>0.00</u>	<u>24,717.03</u>	<u>144,637.97</u>	<u>14.59</u>
<u>EXPENDITURE SUMMARY</u>					
NON-DEPARTMENTAL	<u>169,355.00</u>	<u>0.00</u>	<u>19,862.99</u>	<u>149,492.01</u>	<u>11.73</u>
TOTAL EXPENDITURES	<u>169,355.00</u>	<u>0.00</u>	<u>19,862.99</u>	<u>149,492.01</u>	<u>11.73</u>
REVENUES OVER/(UNDER) EXPENDITURES	0.00	0.00	4,854.04 (	4,854.04)	0.00

HIDDEN VALLEY LAKE CSD  
 REVENUE & EXPENSE REPORT (UNAUDITED)  
 AS OF: NOVEMBER 30TH, 2024

218-CIEDB REDEMPTION FUND  
 REVENUES

	CURRENT BUDGET	CURRENT PERIOD	YEAR TO DATE ACTUAL	BUDGET BALANCE	% OF BUDGET
218-4030 WATER CAPACITY FEES	27,411.00	0.00	9,137.00	18,274.00	33.33
218-4115 WATER USE CIEDB	0.00	0.00	0.00	0.00	0.00
218-4550 INTEREST INCOME	3,800.00	0.00	4,854.04 (	1,054.04)	127.74
218-4580 TRANSFERS IN	138,144.00	0.00	10,725.99	127,418.01	7.76
218-4596 USER/NEW DEVELOPMT PORTION	0.00	0.00	0.00	0.00	0.00
<b>TOTAL REVENUES</b>	<b>169,355.00</b>	<b>0.00</b>	<b>24,717.03</b>	<b>144,637.97</b>	<b>14.59</b>

HIDDEN VALLEY LAKE CSD  
 REVENUE & EXPENSE REPORT (UNAUDITED)  
 AS OF: NOVEMBER 30TH, 2024

218-CIEDB REDEMPTION FUND  
 NON-DEPARTMENTAL  
 EXPENDITURES

	CURRENT BUDGET	CURRENT PERIOD	YEAR TO DATE ACTUAL	BUDGET BALANCE	% OF BUDGET
218-5-00-5092 POSTAGE & SHIPPING	0.00	0.00	0.00	0.00	0.00
218-5-00-5522 INTEREST ON LONG-TERM DEBT	39,726.00	0.00	19,862.99	19,863.01	50.00
218-5-00-5560 BAD DEBT	0.00	0.00	0.00	0.00	0.00
218-5-00-5580 TRANSFER OUT	0.00	0.00	0.00	0.00	0.00
218-5-00-5595 CIEDB LOAN ANNUAL FEE	3,425.00	0.00	0.00	3,425.00	0.00
218-5-00-5599 PRINCIPAL PMT	126,204.00	0.00	0.00	126,204.00	0.00
218-5-00-5600 CONTINGENCY	0.00	0.00	0.00	0.00	0.00
TOTAL NON-DEPARTMENTAL	169,355.00	0.00	19,862.99	149,492.01	11.73
TOTAL EXPENDITURES	169,355.00	0.00	19,862.99	149,492.01	11.73
REVENUES OVER/(UNDER) EXPENDITURES	0.00	0.00	4,854.04 (	4,854.04)	0.00

\*\*\* END OF REPORT \*\*\*

HIDDEN VALLEY LAKE CSD  
 REVENUE & EXPENSE REPORT (UNAUDITED)  
 AS OF: NOVEMBER 30TH, 2024

219-USDA SOLAR LOAN  
 FINANCIAL SUMMARY

	CURRENT BUDGET	CURRENT PERIOD	YEAR TO DATE ACTUAL	BUDGET BALANCE	% OF BUDGET
<u>REVENUE SUMMARY</u>					
ALL REVENUE	<u>32,095.00</u>	<u>0.00</u>	<u>25,713.79</u>	<u>6,381.21</u>	<u>80.12</u>
TOTAL REVENUES	<u>32,095.00</u>	<u>0.00</u>	<u>25,713.79</u>	<u>6,381.21</u>	<u>80.12</u>
<u>EXPENDITURE SUMMARY</u>					
NON-DEPARTMENTAL	<u>32,095.00</u>	<u>0.00</u>	<u>25,690.00</u>	<u>6,405.00</u>	<u>80.04</u>
TOTAL EXPENDITURES	<u>32,095.00</u>	<u>0.00</u>	<u>25,690.00</u>	<u>6,405.00</u>	<u>80.04</u>
REVENUES OVER/ (UNDER) EXPENDITURES	0.00	0.00	23.79 (	23.79)	0.00

HIDDEN VALLEY LAKE CSD  
REVENUE & EXPENSE REPORT (UNAUDITED)  
AS OF: NOVEMBER 30TH, 2024

219-USDA SOLAR LOAN  
REVENUES

	CURRENT BUDGET	CURRENT PERIOD	YEAR TO DATE ACTUAL	BUDGET BALANCE	% OF BUDGET
219-4300 MISC INCOME	0.00	0.00	0.00	0.00	0.00
219-4550 INTEREST INCOME	25.00	0.00	23.79	1.21	95.16
219-4580 TRANSFERS IN	32,070.00	0.00	25,690.00	6,380.00	80.11
TOTAL REVENUES	32,095.00	0.00	25,713.79	6,381.21	80.12



HIDDEN VALLEY LAKE CSD  
 REVENUE & EXPENSE REPORT (UNAUDITED)  
 AS OF: NOVEMBER 30TH, 2024

219-USDA SOLAR LOAN  
 NON-DEPARTMENTAL  
 EXPENDITURES

	CURRENT BUDGET	CURRENT PERIOD	YEAR TO DATE ACTUAL	BUDGET BALANCE	% OF BUDGET
219-5-00-5092 POSTAGE & SHIPPING	0.00	0.00	0.00	0.00	0.00
219-5-00-5522 INTEREST ON LONG-TERM DEBT	13,095.00	0.00	6,690.00	6,405.00	51.09
219-5-00-5523 INTEREST EXPENSE	0.00	0.00	0.00	0.00	0.00
219-5-00-5580 TRANSFER OUT	0.00	0.00	0.00	0.00	0.00
219-5-00-5599 PRINCIPAL PMT	19,000.00	0.00	19,000.00	0.00	100.00
<b>TOTAL NON-DEPARTMENTAL</b>	<b>32,095.00</b>	<b>0.00</b>	<b>25,690.00</b>	<b>6,405.00</b>	<b>80.04</b>
<b>TOTAL EXPENDITURES</b>	<b>32,095.00</b>	<b>0.00</b>	<b>25,690.00</b>	<b>6,405.00</b>	<b>80.04</b>
<b>REVENUES OVER/(UNDER) EXPENDITURES</b>	<b>0.00</b>	<b>0.00</b>	<b>23.79</b>	<b>( 23.79)</b>	<b>0.00</b>

\*\*\* END OF REPORT \*\*\*

HIDDEN VALLEY LAKE CSD  
 REVENUE & EXPENSE REPORT (UNAUDITED)  
 AS OF: NOVEMBER 30TH, 2024

223-WATER BOND 2023A  
 FINANCIAL SUMMARY

	CURRENT BUDGET	CURRENT PERIOD	YEAR TO DATE ACTUAL	BUDGET BALANCE	% OF BUDGET
<u>REVENUE SUMMARY</u>					
ALL REVENUE	<u>321,625.00</u>	<u>0.00</u>	<u>174,540.00</u>	<u>147,085.00</u>	<u>54.27</u>
TOTAL REVENUES	<u>321,625.00</u>	<u>0.00</u>	<u>174,540.00</u>	<u>147,085.00</u>	<u>54.27</u>
<u>EXPENDITURE SUMMARY</u>					
NON-DEPARTMENTAL	<u>1,545,744.00</u>	<u>445,640.00</u>	<u>1,571,145.30</u>	<u>( 25,401.30)</u>	<u>101.64</u>
TOTAL EXPENDITURES	<u>1,545,744.00</u>	<u>445,640.00</u>	<u>1,571,145.30</u>	<u>( 25,401.30)</u>	<u>101.64</u>
REVENUES OVER/ (UNDER) EXPENDITURES	( 1,224,119.00)	( 445,640.00)	( 1,396,605.30)	172,486.30	114.09

HIDDEN VALLEY LAKE CSD  
REVENUE & EXPENSE REPORT (UNAUDITED)  
AS OF: NOVEMBER 30TH, 2024

223-WATER BOND 2023A  
REVENUES

	CURRENT BUDGET	CURRENT PERIOD	YEAR TO DATE ACTUAL	BUDGET BALANCE	% OF BUDGET
223-4525 PRO-RATA BOND PAYMENT FEE	0.00	0.00	0.00	0.00	0.00
223-4550 INTEREST INCOME	50,000.00	0.00	52,920.70 (	2,920.70)	105.84
223-4580 TRANSFER IN	271,625.00	0.00	121,619.30	150,005.70	44.77
TOTAL REVENUES	321,625.00	0.00	174,540.00	147,085.00	54.27

HIDDEN VALLEY LAKE CSD  
 REVENUE & EXPENSE REPORT (UNAUDITED)  
 AS OF: NOVEMBER 30TH, 2024

223-WATER BOND 2023A  
 NON-DEPARTMENTAL  
 EXPENDITURES

	CURRENT BUDGET	CURRENT PERIOD	YEAR TO DATE ACTUAL	BUDGET BALANCE	% OF BUDGET
223-5-00-5075 BANK FEES	0.00	0.00	0.00	0.00	0.00
223-5-00-5123 OTHER PROFESSIONAL SERVICE	0.00	0.00	0.00	0.00	0.00
223-5-00-5125 BOND PREMIUM	0.00	0.00	0.00	0.00	0.00
223-5-00-5522 INTEREST ON LONG-TERM DEBT	251,625.00	0.00	121,619.30	130,005.70	48.33
223-5-00-5580 TRANSFER OUT	1,274,119.00	445,640.00	1,449,526.00 (	175,407.00)	113.77
223-5-00-5590 COST OF ISSUANCE	0.00	0.00	0.00	0.00	0.00
223-5-00-5599 PRINCIPAL PMT	20,000.00	0.00	0.00	20,000.00	0.00
223-5-00-5600 CONTINGENCY	0.00	0.00	0.00	0.00	0.00
<b>TOTAL NON-DEPARTMENTAL</b>	<b>1,545,744.00</b>	<b>445,640.00</b>	<b>1,571,145.30 (</b>	<b>25,401.30)</b>	<b>101.64</b>
<b>TOTAL EXPENDITURES</b>	<b>1,545,744.00</b>	<b>445,640.00</b>	<b>1,571,145.30 (</b>	<b>25,401.30)</b>	<b>101.64</b>
	=====	=====	=====	=====	=====
REVENUES OVER/(UNDER) EXPENDITURES	( 1,224,119.00)	( 445,640.00)	( 1,396,605.30)	172,486.30	114.09
	=====	=====	=====	=====	=====

\*\*\* END OF REPORT \*\*\*



**Hidden Valley Lake Community Services District**  
**Financial Activity, Cash and Investment Summary**  
**As of November 30, 2024**  
**(Rounded and Unaudited)**

	<b>Operating Checking</b>	<b>Money Market</b>	<b>LAIF</b>	<b>Bond Trustee Sewer</b>	<b>Bond Trustee Water</b>	<b>CERBT</b>	<b>Total All Cash/Investment Accounts</b>
	<b>West America Bank</b>	<b>West America Bank</b>	<b>State Treasurer</b>	<b>US Bank</b>	<b>US Bank</b>	<b>CalPERS CERBT Q3</b>	
	1010	1130	1133	1200	1212	1135	
<b>Financial Activity of Cash/Investment Accounts in General Ledger [1]</b>							
<b>Beginning Balances</b>	\$ 770,475	\$ 4,564,065	\$ 671,908	\$ 153,204	\$ 2,586,163	\$ 54,745	\$ 8,800,560
<b>Cash Receipts</b>							
Utility Billing Deposits	\$ 406,153	\$ -	\$ -	\$ -	\$ -	\$ -	
Electronic Fund Deposits	\$ -	\$ -	\$ -	\$ -	\$ -	\$ -	
Other Deposits	\$ 445,640	\$ 14,853	\$ 7,968	\$ 563	\$ 10,106	\$ 4,450	
<b>Total Cash Receipts</b>	<b>\$ 851,793</b>	<b>\$ 14,853</b>	<b>\$ 7,968</b>	<b>\$ 153,767</b>	<b>\$ 2,596,269</b>	<b>\$ 59,196</b>	
<b>Cash Disbursements</b>							
Accounts Payable Checks issued	\$ 503,086	\$ -	\$ -	\$ -	\$ -	\$ -	
Electronic Fund/Bank Draft Disbursements	\$ 53,359	\$ -	\$ -	\$ -	\$ -	\$ -	
Payroll Checks issued - net	\$ 102,273	\$ -	\$ -	\$ -	\$ -	\$ -	
Bank Fees	\$ 5,104	\$ -	\$ -	\$ -	\$ -	\$ -	
Other Disbursements	\$ -	\$ -	\$ -	\$ -	\$ -	\$ -	
<b>Total Disbursements</b>	<b>\$ 663,822</b>	<b>\$ -</b>	<b>\$ -</b>	<b>\$ -</b>	<b>\$ -</b>	<b>\$ -</b>	
<b>Transfers Between Accounts</b>							
Transfers In	\$ 445,640	\$ 343,704	\$ -	\$ -	\$ -	\$ -	
Transfers Out	\$ 343,704	\$ -	\$ -	\$ -	\$ 445,640	\$ -	
<b>Total Transfers Between Accounts</b>	<b>\$ 789,344</b>	<b>\$ 343,704</b>	<b>\$ -</b>	<b>\$ -</b>	<b>\$ 445,640</b>	<b>\$ -</b>	
<b>Ending Balances in General Ledger</b>	<b>\$ 1,060,383</b>	<b>\$ 4,922,622</b>	<b>\$ 679,876</b>	<b>\$ 153,767</b>	<b>\$ 2,150,629</b>	<b>\$ 59,196</b>	<b>\$ 9,026,472</b>
<b>Financial Institution Ending Balances</b>	<b>\$ 1,118,302</b>	<b>\$ 4,922,622</b>	<b>\$ 679,876</b>	<b>\$ 153,767</b>	<b>\$ 2,150,629</b>	<b>\$ 59,196</b>	<b>\$ 9,084,391</b>

**Ending Balances General Ledger Distribution by District Funds [2]**

<b>100</b> Operating	-	-	-	-	-	-	-
<b>120</b> Wastewater Operating	305,035	2,380	78,532	-	-	29,598	415,545
<b>130</b> Water Operating	729,245	9,459	117,036	-	-	29,598	885,337
<b>215</b> 2016 Sewer Refinancing Bond	(2,108)	248,670	103,237	153,767	-	-	503,566
<b>218</b> 2002 CIEDB Loan	9,137	65,027	26,233	-	-	-	100,397
<b>219</b> 2012 USDA Solar COP	-	8,416	956	-	-	-	9,372
<b>223</b> 2023 Water Revenue Bond	-	-	-	-	2,150,629	-	2,150,629
<b>313</b> Wastewater Operating Reserve	19,074	155,027	63,971	-	-	-	238,073
<b>314</b> Wastewater CIP	-	487,442	103,435	-	-	-	590,877
<b>319</b> 2012 USDA Solar COP Reserve	-	31,507	-	-	-	-	31,507
<b>320</b> Water CIP	-	3,733,744	-	-	-	-	3,733,744
<b>325</b> Water Operating Reserve	-	180,949	-	-	-	-	180,949
<b>350</b> 2002 CIEDB Loan Reserve	-	-	186,476	-	-	-	186,476
<b>Total Ending Balances in General Ledger</b>	<b>\$ 1,060,383</b>	<b>\$ 4,922,622</b>	<b>\$ 679,876</b>	<b>\$ 153,767</b>	<b>\$ 2,150,629</b>	<b>\$ 59,196</b>	<b>\$ 9,026,472</b>

[1] Form General Ledger activity by Financial Institution accounts with District Fund accounts consolidated. Checking and Money Market accounts are with

West America Bank, Local Agency Investment Account (LAIF) is held by the State Treasurer on behalf of the District, US Bank is the Bond Trustee for the the 2016 Refunding and 2023 Water Bond and CalPers holds the CERBT Trust >>>>>>>. All cash accounts have been reconciled to the ending Financial Institution statements.

[2] See Reconciliation Detail Summary for details

12/03/2024 3:20 PM  
 COMPANY: 999 - POOLED CASH FUND  
 ACCOUNT: 1010 CASH - POOLED  
 TYPE: All  
 STATUS: All  
 FOLIO: All

CHECK RECONCILIATION REGISTER

PAGE: 1  
 CHECK DATE: 11/01/2024 THRU 11/30/2024  
 CLEAR DATE: 0/00/0000 THRU 99/99/9999  
 STATEMENT: 0/00/0000 THRU 99/99/9999  
 VOIDED DATE: 0/00/0000 THRU 99/99/9999  
 AMOUNT: 0.00 THRU 999,999,999.99  
 CHECK NUMBER: 000000 THRU 999999

ACCOUNT	--DATE--	--TYPE--	NUMBER	-----DESCRIPTION-----	----AMOUNT----	STATUS	FOLIO	CLEAR DATE
BANK DRAFT:								
1010	11/01/2024	BANK-DRAFT	001073	AFLAC	281.48CR	CLEARED	A	11/04/2024
1010	11/01/2024	BANK-DRAFT	001074	CALIFORNIA PUBLIC EMPLOYEES RE	7,168.97CR	CLEARED	A	11/04/2024
1010	11/01/2024	BANK-DRAFT	001075	NATIONWIDE RETIREMENT SOLUTION	250.00CR	CLEARED	A	11/01/2024
1010	11/01/2024	BANK-DRAFT	001076	STATE OF CALIFORNIA EDD	1,619.79CR	CLEARED	A	11/01/2024
1010	11/01/2024	BANK-DRAFT	001077	US DEPARTMENT OF THE TREASURY	4,118.73CR	CLEARED	A	11/01/2024
1010	11/15/2024	BANK-DRAFT	001078	AFLAC	281.48CR	OUTSTND	A	0/00/0000
1010	11/15/2024	BANK-DRAFT	001079	CALIFORNIA PUBLIC EMPLOYEES RE	6,952.08CR	CLEARED	A	11/18/2024
1010	11/15/2024	BANK-DRAFT	001080	NATIONWIDE RETIREMENT SOLUTION	250.00CR	CLEARED	A	11/15/2024
1010	11/15/2024	BANK-DRAFT	001081	STATE OF CALIFORNIA EDD	1,501.33CR	CLEARED	A	11/15/2024
1010	11/15/2024	BANK-DRAFT	001082	US DEPARTMENT OF THE TREASURY	3,848.75CR	CLEARED	A	11/15/2024
1010	11/18/2024	BANK-DRAFT	111824	OCTOBER ANALYSIS FEE	369.98CR	CLEARED	G	11/18/2024
1010	11/29/2024	BANK-DRAFT	001083	STATE OF CALIFORNIA EDD	1,432.45CR	CLEARED	A	11/27/2024
1010	11/29/2024	BANK-DRAFT	001084	US DEPARTMENT OF THE TREASURY	3,640.33CR	CLEARED	A	11/27/2024
1010	11/29/2024	BANK-DRAFT	001085	CALIFORNIA PUBLIC EMPLOYEES RE	6,701.45CR	OUTSTND	A	0/00/0000
1010	11/29/2024	BANK-DRAFT	001086	NATIONWIDE RETIREMENT SOLUTION	150.00CR	CLEARED	A	11/27/2024
1010	11/29/2024	BANK-DRAFT	001087	AFLAC	256.64CR	OUTSTND	A	0/00/0000
CHECK:								
1010	11/01/2024	CHECK	003178	ALPHA ANALYTICAL LABORATORIES	612.50CR	CLEARED	A	11/06/2024
1010	11/01/2024	CHECK	003179	CHRISTOPHER V. LARSEN	80,790.83CR	CLEARED	A	11/05/2024
1010	11/01/2024	CHECK	003180	GHD	367.74CR	CLEARED	A	11/05/2024
1010	11/01/2024	CHECK	003181	IMPERIAL SUPPLIES, LLC	403.37CR	CLEARED	A	11/06/2024
1010	11/01/2024	CHECK	003182	JONAS HEATING AND COOLING	200.00CR	CLEARED	A	11/05/2024
1010	11/01/2024	CHECK	003183	JOSEPH A LAYMON	1,003.08CR	CLEARED	A	11/06/2024
1010	11/01/2024	CHECK	003184	MEDIACOM	401.63CR	CLEARED	A	11/12/2024
1010	11/01/2024	CHECK	003185	MENDO MILL CLEARLAKE	85.88CR	CLEARED	A	11/06/2024
1010	11/01/2024	CHECK	003186	ODP BUSINESS SOLUTIONS, LLC	470.01CR	CLEARED	A	11/12/2024
1010	11/01/2024	CHECK	003187	SPECIAL DISTRICT RISK MANAGEME	1,966.31CR	CLEARED	A	11/06/2024
1010	11/01/2024	CHECK	003188	THATCHER COMPANY, INC.	375.00CR	CLEARED	A	11/05/2024
1010	11/01/2024	CHECK	003189	USA BLUE BOOK	491.21CR	CLEARED	A	11/08/2024
1010	11/01/2024	CHECK	003190	WESTGATE PETROLEUM CO., INC.	1,070.31CR	CLEARED	A	11/05/2024
1010	11/01/2024	CHECK	003191	DUPORT, JUDY	165.98CR	OUTSTND	A	0/00/0000
1010	11/01/2024	CHECK	003192	ROBERTS, KAYLA D	183.27CR	OUTSTND	A	0/00/0000
1010	11/08/2024	CHECK	003193	VOID CHECK	0.00	CLEARED	A	11/08/2024
1010	11/08/2024	CHECK	003194	ACWA/JPIA	1,024.09CR	CLEARED	A	11/14/2024
1010	11/08/2024	CHECK	003195	ALPHA ANALYTICAL LABORATORIES	1,725.50CR	CLEARED	A	11/14/2024
1010	11/08/2024	CHECK	003196	VOID CHECK	0.00	CLEARED	A	11/08/2024
1010	11/08/2024	CHECK	003197	APPLIED TECHNOLOGY SOLUTIONS	1,385.49CR	CLEARED	A	11/18/2024
1010	11/08/2024	CHECK	003198	ARMED FORCE PEST CONTROL, INC.	205.00CR	CLEARED	A	11/15/2024
1010	11/08/2024	CHECK	003199	AT&T	195.82CR	CLEARED	A	11/15/2024
1010	11/08/2024	CHECK	003200	BADGER METER	2,262.38CR	CLEARED	A	11/19/2024
1010	11/08/2024	CHECK	003201	COUNTY OF LAKE HEALTH SERVICES	2,138.00CR	CLEARED	A	11/19/2024
1010	11/08/2024	CHECK	003202	COUNTY OF LAKE HEALTH SERVICES	1,381.00CR	CLEARED	A	11/19/2024
1010	11/08/2024	CHECK	003203	COURTNEY HERNANDEZ	1,540.00CR	CLEARED	A	11/13/2024

12/03/2024 3:20 PM  
 COMPANY: 999 - POOLED CASH FUND  
 ACCOUNT: 1010 CASH - POOLED  
 TYPE: All  
 STATUS: All  
 FOLIO: All

CHECK RECONCILIATION REGISTER

PAGE: 2  
 CHECK DATE: 11/01/2024 THRU 11/30/2024  
 CLEAR DATE: 0/00/0000 THRU 99/99/9999  
 STATEMENT: 0/00/0000 THRU 99/99/9999  
 VOIDED DATE: 0/00/0000 THRU 99/99/9999  
 AMOUNT: 0.00 THRU 999,999,999.99  
 CHECK NUMBER: 000000 THRU 999999

ACCOUNT	--DATE--	--TYPE--	NUMBER	-----DESCRIPTION-----	----AMOUNT----	STATUS	FOLIO	CLEAR DATE
CHECK:								
1010	11/08/2024	CHECK	003204	HANNAH DAVIDSON	27.27CR	CLEARED	A	11/13/2024
1010	11/08/2024	CHECK	003205	HARDESTER'S MARKETS & HARDWARE	365.40CR	CLEARED	A	11/14/2024
1010	11/08/2024	CHECK	003206	JAMES DAY CONSTRUCTION, INC.	24,358.05CR	CLEARED	A	11/13/2024
1010	11/08/2024	CHECK	003207	LAKE COUNTY WASTE SOLUTIONS, I	120.50CR	CLEARED	A	11/15/2024
1010	11/08/2024	CHECK	003208	LAKE COUNTY WASTE SOLUTIONS, I	511.72CR	CLEARED	A	11/15/2024
1010	11/08/2024	CHECK	003209	MENDO MILL CLEARLAKE	769.60CR	CLEARED	A	11/14/2024
1010	11/08/2024	CHECK	003210	ODP BUSINESS SOLUTIONS, LLC	136.64CR	CLEARED	A	11/15/2024
1010	11/08/2024	CHECK	003211	PACE SUPPLY CORP	1,573.46CR	CLEARED	A	11/12/2024
1010	11/08/2024	CHECK	003212	STREAMLINE	249.00CR	CLEARED	A	11/14/2024
1010	11/08/2024	CHECK	003213	TELSTAR INSTRUMENTS	5,800.87CR	CLEARED	A	11/13/2024
1010	11/08/2024	CHECK	003214	USA BLUE BOOK	1,397.54CR	CLEARED	A	11/18/2024
1010	11/08/2024	CHECK	003215	WELLS FARGO FINANCIAL LEASING	380.89CR	CLEARED	A	11/14/2024
1010	11/08/2024	CHECK	003216	WEST YOST & ASSOCIATES, INC.	6,821.50CR	CLEARED	A	11/14/2024
1010	11/15/2024	CHECK	003217	ADVENTIST HEALTH ST HELENA - J	125.00CR	CLEARED	A	11/21/2024
1010	11/15/2024	CHECK	003218	ALESHIRE & WYNDR, LLP	576.69CR	CLEARED	A	11/19/2024
1010	11/15/2024	CHECK	003219	ALPHA ANALYTICAL LABORATORIES	1,024.00CR	CLEARED	A	11/20/2024
1010	11/15/2024	CHECK	003220	BOLD POLISNER MADDOW NELSON &	1,982.50CR	CLEARED	A	11/19/2024
1010	11/15/2024	CHECK	003221	CHRISTOPHER V. LARSEN	263,845.46CR	CLEARED	A	11/20/2024
1010	11/15/2024	CHECK	003222	DATAPROSE, LLC	2,009.14CR	CLEARED	A	11/25/2024
1010	11/15/2024	CHECK	003223	ELAN CARDMEMBER SERVICE	12,515.73CR	CLEARED	A	11/25/2024
1010	11/15/2024	CHECK	003224	FOSTER MORRISON CONSULTING, LT	7,100.00CR	OUTSTND	A	0/00/0000
1010	11/15/2024	CHECK	003225	IAN GIBBS	200.00CR	CLEARED	A	11/26/2024
1010	11/15/2024	CHECK	003226	KELLY REESE	20.10CR	CLEARED	A	11/19/2024
1010	11/15/2024	CHECK	003227	KUTAK ROCK LLP	275.69CR	CLEARED	A	11/22/2024
1010	11/15/2024	CHECK	003228	MATTHEW METCALF	86.58CR	OUTSTND	A	0/00/0000
1010	11/15/2024	CHECK	003229	MENDO MILL CLEARLAKE	169.83CR	CLEARED	A	11/20/2024
1010	11/15/2024	CHECK	003230	SMALLCOMB, LISA	73.70CR	CLEARED	A	11/18/2024
1010	11/15/2024	CHECK	003231	UBEO WEST, LLC	287.43CR	CLEARED	A	11/20/2024
1010	11/15/2024	CHECK	003232	BREITENBACH, CARL	165.97CR	CLEARED	A	11/25/2024
1010	11/15/2024	CHECK	003233	GUILLES, JEANNE E	188.40CR	CLEARED	A	11/25/2024
1010	11/22/2024	CHECK	003234	ALPHA ANALYTICAL LABORATORIES	1,783.75CR	CLEARED	A	11/27/2024
1010	11/22/2024	CHECK	003235	BKS LAW FIRM, PC	900.00CR	CLEARED	A	11/27/2024
1010	11/22/2024	CHECK	003236	COURTNEY HERNANDEZ	1,540.00CR	CLEARED	A	11/26/2024
1010	11/22/2024	CHECK	003237	JOSEPH A LAYMON	1,557.33CR	CLEARED	A	12/02/2024
1010	11/22/2024	CHECK	003238	METRON FARNIER SMART WATER MET	1,809.63CR	OUTSTND	A	0/00/0000
1010	11/22/2024	CHECK	003239	ODP BUSINESS SOLUTIONS, LLC	405.73CR	OUTSTND	A	0/00/0000
1010	11/22/2024	CHECK	003240	PACIFIC GAS & ELECTRIC COMPANY	21,120.67CR	CLEARED	A	11/27/2024
1010	11/22/2024	CHECK	003241	POTRERO HILLS LANDFILL, INC.	4,990.18CR	CLEARED	A	12/02/2024
1010	11/22/2024	CHECK	003242	THATCHER COMPANY, INC.	3,324.57CR	CLEARED	A	11/27/2024
1010	11/22/2024	CHECK	003243	TRANE U.S. INC.	25,000.00CR	CLEARED	A	12/02/2024
1010	11/22/2024	CHECK	003244	USA BLUE BOOK	2,201.88CR	OUTSTND	A	0/00/0000
1010	11/22/2024	CHECK	003245	VERIZON WIRELESS	1,579.81CR	OUTSTND	A	0/00/0000
1010	11/22/2024	CHECK	003246	VERIZON WIRELESS	464.19CR	OUTSTND	A	0/00/0000
1010	11/22/2024	CHECK	003247	WESTGATE PETROLEUM CO., INC.	1,825.21CR	CLEARED	A	11/26/2024

11/23/2024 3:20 PM  
 COMPANY: 999 - POOLED CASH FUND  
 ACCOUNT: 1010 CASH - POOLED  
 TYPE: All  
 STATUS: All  
 FOLIO: All

CHECK RECONCILIATION REGISTER

PAGE: 3  
 CHECK DATE: 11/01/2024 THRU 11/30/2024  
 CLEAR DATE: 0/00/0000 THRU 99/99/9999  
 STATEMENT: 0/00/0000 THRU 99/99/9999  
 VOIDED DATE: 0/00/0000 THRU 99/99/9999  
 AMOUNT: 0.00 THRU 999,999,999.99  
 CHECK NUMBER: 000000 THRU 999999

ACCOUNT	--DATE--	--TYPE--	NUMBER	-----DESCRIPTION-----	----AMOUNT---	STATUS	FOLIO	CLEAR DATE
CHECK:								
1010	11/22/2024	CHECK	003248	WIPF CONSTRUCTION	980.00CR	OUTSTND	A	0/00/0000
DEPOSIT:								
1010	11/01/2024	DEPOSIT		CREDIT CARD 11/01/2024	3,716.50	CLEARED	C	11/04/2024
1010	11/01/2024	DEPOSIT	000001	CREDIT CARD 11/01/2024	3,965.73	CLEARED	C	11/04/2024
1010	11/01/2024	DEPOSIT	000002	CREDIT CARD 11/01/2024	865.85	CLEARED	C	11/06/2024
1010	11/01/2024	DEPOSIT	000003	REGULAR DAILY POST 11/01/2024	1,228.99	CLEARED	C	11/04/2024
1010	11/04/2024	DEPOSIT		CREDIT CARD 11/04/2024	20,898.63	CLEARED	C	11/05/2024
1010	11/04/2024	DEPOSIT	000001	CREDIT CARD 11/04/2024	5,969.22	CLEARED	C	11/06/2024
1010	11/04/2024	DEPOSIT	000002	CREDIT CARD 11/04/2024	4,173.55	CLEARED	C	11/06/2024
1010	11/04/2024	DEPOSIT	000003	CREDIT CARD 11/04/2024	1,484.02	CLEARED	C	11/05/2024
1010	11/04/2024	DEPOSIT	000004	CREDIT CARD 11/04/2024	1,952.36	CLEARED	C	11/05/2024
1010	11/04/2024	DEPOSIT	000005	CREDIT CARD 11/04/2024	2,026.43	CLEARED	C	11/05/2024
1010	11/04/2024	DEPOSIT	000006	CREDIT CARD 11/04/2024	745.17	CLEARED	C	11/06/2024
1010	11/04/2024	DEPOSIT	000007	CREDIT CARD 11/04/2024	214.25	CLEARED	C	11/07/2024
1010	11/04/2024	DEPOSIT	000008	REGULAR DAILY POST 11/04/2024	4,203.85	CLEARED	C	11/05/2024
1010	11/05/2024	DEPOSIT		CREDIT CARD 11/05/2024	3,390.14	CLEARED	C	11/06/2024
1010	11/05/2024	DEPOSIT	000001	CREDIT CARD 11/05/2024	332.68	CLEARED	C	11/06/2024
1010	11/05/2024	DEPOSIT	000002	CREDIT CARD 11/05/2024	262.89	CLEARED	C	11/06/2024
1010	11/05/2024	DEPOSIT	000003	CREDIT CARD 11/05/2024	213.91	CLEARED	C	11/06/2024
1010	11/05/2024	DEPOSIT	000004	CREDIT CARD 11/05/2024	2,644.14	CLEARED	C	11/08/2024
1010	11/05/2024	DEPOSIT	000005	REGULAR DAILY POST 11/05/2024	2,887.51	CLEARED	C	11/06/2024
1010	11/06/2024	DEPOSIT		CREDIT CARD 11/06/2024	7,290.63	CLEARED	C	11/07/2024
1010	11/06/2024	DEPOSIT	000001	CREDIT CARD 11/06/2024	291.23	CLEARED	C	11/06/2024
1010	11/06/2024	DEPOSIT	000002	CREDIT CARD 11/06/2024	684.00	CLEARED	C	11/07/2024
1010	11/06/2024	DEPOSIT	000003	CREDIT CARD 11/06/2024	100.00	CLEARED	C	11/07/2024
1010	11/06/2024	DEPOSIT	000004	CREDIT CARD 11/06/2024	772.14	CLEARED	C	11/07/2024
1010	11/06/2024	DEPOSIT	000005	REGULAR DAILY POST 11/06/2024	343,703.74	CLEARED	C	11/06/2024
1010	11/06/2024	DEPOSIT	000006	CREDIT CARD 11/06/2024	1,461.80	CLEARED	C	11/12/2024
1010	11/06/2024	DEPOSIT	000007	REGULAR DAILY POST 11/06/2024	9,792.44	CLEARED	C	11/07/2024
1010	11/07/2024	DEPOSIT		CREDIT CARD 11/07/2024	3,669.65	CLEARED	C	11/08/2024
1010	11/07/2024	DEPOSIT	000001	CREDIT CARD 11/07/2024	1,708.34	CLEARED	C	11/12/2024
1010	11/07/2024	DEPOSIT	000002	CREDIT CARD 11/07/2024	1,323.53	CLEARED	C	11/13/2024
1010	11/07/2024	DEPOSIT	000003	REGULAR DAILY POST 11/07/2024	3,266.70	CLEARED	C	11/08/2024
1010	11/08/2024	DEPOSIT		CREDIT CARD 11/08/2024	3,459.11	CLEARED	C	11/12/2024
1010	11/08/2024	DEPOSIT	000001	CREDIT CARD 11/08/2024	402.22	CLEARED	C	11/12/2024
1010	11/08/2024	DEPOSIT	000002	CREDIT CARD 11/08/2024	1,780.83	CLEARED	C	11/08/2024
1010	11/08/2024	DEPOSIT	000003	CREDIT CARD 11/08/2024	748.50	CLEARED	C	11/12/2024
1010	11/08/2024	DEPOSIT	000004	CREDIT CARD 11/08/2024	1,147.41	CLEARED	C	11/14/2024
1010	11/08/2024	DEPOSIT	000005	REGULAR DAILY POST 11/08/2024	9,416.23	CLEARED	C	11/12/2024
1010	11/12/2024	DEPOSIT		CREDIT CARD 11/12/2024	5,780.50	CLEARED	C	11/13/2024
1010	11/12/2024	DEPOSIT	000001	CREDIT CARD 11/12/2024	1,583.88	CLEARED	C	11/14/2024
1010	11/12/2024	DEPOSIT	000002	CREDIT CARD 11/12/2024	6,807.51	CLEARED	C	11/14/2024
1010	11/12/2024	DEPOSIT	000003	CREDIT CARD 11/12/2024	3,887.85	CLEARED	C	11/14/2024



12/03/2024 3:20 PM  
 COMPANY: 999 - POOLED CASH FUND  
 ACCOUNT: 1010 CASH - POOLED  
 TYPE: All  
 STATUS: All  
 FOLIO: All

CHECK RECONCILIATION REGISTER

PAGE: 4  
 CHECK DATE: 11/01/2024 THRU 11/30/2024  
 CLEAR DATE: 0/00/0000 THRU 99/99/9999  
 STATEMENT: 0/00/0000 THRU 99/99/9999  
 VOIDED DATE: 0/00/0000 THRU 99/99/9999  
 AMOUNT: 0.00 THRU 999,999,999.99  
 CHECK NUMBER: 000000 THRU 999999

ACCOUNT	--DATE--	--TYPE--	NUMBER	-----DESCRIPTION-----	-----AMOUNT----	STATUS	FOLIO	CLEAR DATE
DEPOSIT:								
1010	11/12/2024	DEPOSIT	000004	CREDIT CARD 11/12/2024	2,092.96	CLEARED	C	11/13/2024
1010	11/12/2024	DEPOSIT	000005	CREDIT CARD 11/12/2024	1,585.91	CLEARED	C	11/13/2024
1010	11/12/2024	DEPOSIT	000006	CREDIT CARD 11/12/2024	1,013.00	CLEARED	C	11/14/2024
1010	11/12/2024	DEPOSIT	000007	CREDIT CARD 11/12/2024	550.00	CLEARED	C	11/14/2024
1010	11/12/2024	DEPOSIT	000008	CREDIT CARD 11/12/2024	858.51	CLEARED	C	11/14/2024
1010	11/12/2024	DEPOSIT	000009	CREDIT CARD 11/12/2024	346.17	CLEARED	C	11/13/2024
1010	11/12/2024	DEPOSIT	000010	CREDIT CARD 11/12/2024	329.04	CLEARED	C	11/18/2024
1010	11/12/2024	DEPOSIT	000011	CREDIT CARD 11/12/2024	79.50	CLEARED	C	11/14/2024
1010	11/12/2024	DEPOSIT	000012	CREDIT CARD 11/12/2024	3,197.28	CLEARED	C	11/15/2024
1010	11/12/2024	DEPOSIT	000013	REGULAR DAILY POST 11/12/2024	63,191.39	CLEARED	C	11/13/2024
1010	11/13/2024	DEPOSIT		CREDIT CARD 11/13/2024	5,659.90	CLEARED	C	11/14/2024
1010	11/13/2024	DEPOSIT	000001	CREDIT CARD 11/13/2024	1,555.93	CLEARED	C	11/14/2024
1010	11/13/2024	DEPOSIT	000002	CREDIT CARD 11/13/2024	196.39	CLEARED	C	11/14/2024
1010	11/13/2024	DEPOSIT	000003	CREDIT CARD 11/13/2024	1,654.35	CLEARED	C	11/18/2024
1010	11/13/2024	DEPOSIT	000004	REGULAR DAILY POST 11/13/2024	8,704.47	CLEARED	C	11/14/2024
1010	11/13/2024	DEPOSIT	000005	CREDIT CARD 11/13/2024	6,220.49	CLEARED	C	11/15/2024
1010	11/13/2024	DEPOSIT	000006	CREDIT CARD 11/13/2024	3,055.46	CLEARED	C	11/15/2024
1010	11/13/2024	DEPOSIT	000007	CREDIT CARD 11/13/2024	847.76	CLEARED	C	11/14/2024
1010	11/13/2024	DEPOSIT	000008	CREDIT CARD 11/13/2024	198.82	CLEARED	C	11/15/2024
1010	11/14/2024	DEPOSIT		CREDIT CARD 11/14/2024	4,144.33	CLEARED	C	11/18/2024
1010	11/14/2024	DEPOSIT	000001	CREDIT CARD 11/14/2024	1,724.00	CLEARED	C	11/18/2024
1010	11/14/2024	DEPOSIT	000002	CREDIT CARD 11/14/2024	1,824.12	CLEARED	C	11/19/2024
1010	11/14/2024	DEPOSIT	000003	REGULAR DAILY POST 11/14/2024	13,405.92	CLEARED	C	11/15/2024
1010	11/15/2024	DEPOSIT		CREDIT CARD 11/15/2024	2,148.37	CLEARED	C	11/18/2024
1010	11/15/2024	DEPOSIT	000001	CREDIT CARD 11/15/2024	1,125.18	CLEARED	C	11/18/2024
1010	11/15/2024	DEPOSIT	000002	DRAFT POSTING	27,479.28	CLEARED	U	11/18/2024
1010	11/15/2024	DEPOSIT	000003	CREDIT CARD 11/15/2024	2,844.97	CLEARED	C	11/20/2024
1010	11/15/2024	DEPOSIT	000004	REGULAR DAILY POST 11/15/2024	6,719.79	CLEARED	C	11/18/2024
1010	11/18/2024	DEPOSIT		CREDIT CARD 11/18/2024	37,505.87	CLEARED	C	11/19/2024
1010	11/18/2024	DEPOSIT	000001	CREDIT CARD 11/18/2024	6,201.69	CLEARED	C	11/20/2024
1010	11/18/2024	DEPOSIT	000002	CREDIT CARD 11/18/2024	5,589.50	CLEARED	C	11/20/2024
1010	11/18/2024	DEPOSIT	000003	CREDIT CARD 11/18/2024	1,564.56	CLEARED	C	11/19/2024
1010	11/18/2024	DEPOSIT	000004	CREDIT CARD 11/18/2024	2,060.53	CLEARED	C	11/20/2024
1010	11/18/2024	DEPOSIT	000005	CREDIT CARD 11/18/2024	1,684.68	CLEARED	C	11/20/2024
1010	11/18/2024	DEPOSIT	000006	CREDIT CARD 11/18/2024	1,388.07	CLEARED	C	11/18/2024
1010	11/18/2024	DEPOSIT	000007	CREDIT CARD 11/18/2024	412.69	CLEARED	C	11/19/2024
1010	11/18/2024	DEPOSIT	000008	CREDIT CARD 11/18/2024	1,292.49	CLEARED	C	11/20/2024
1010	11/18/2024	DEPOSIT	000009	CREDIT CARD 11/18/2024	278.64	CLEARED	C	11/20/2024
1010	11/18/2024	DEPOSIT	000010	CREDIT CARD 11/18/2024	1,382.45	CLEARED	C	11/21/2024
1010	11/18/2024	DEPOSIT	000011	REGULAR DAILY POST 11/18/2024	13,848.74	CLEARED	C	11/19/2024
1010	11/18/2024	DEPOSIT	000012	DAILY PAYMENT POSTING - ADJ	100.00CR	CLEARED	U	11/18/2024
1010	11/18/2024	DEPOSIT	111824	ACQUISITION REQ #6	445,640.00	CLEARED	G	11/18/2024
1010	11/19/2024	DEPOSIT		CREDIT CARD 11/19/2024	14,152.44	CLEARED	C	11/20/2024
1010	11/19/2024	DEPOSIT	000001	CREDIT CARD 11/19/2024	3,386.52	CLEARED	C	11/20/2024

12/03/2024 3:20 PM  
 COMPANY: 999 - POOLED CASH FUND  
 ACCOUNT: 1010 CASH - POOLED  
 TYPE: All  
 STATUS: All  
 FOLIO: All

CHECK RECONCILIATION REGISTER

CHECK DATE: 11/01/2024 THRU 11/30/2024  
 CLEAR DATE: 0/00/0000 THRU 99/99/9999  
 STATEMENT: 0/00/0000 THRU 99/99/9999  
 VOIDED DATE: 0/00/0000 THRU 99/99/9999  
 AMOUNT: 0.00 THRU 999,999,999.99  
 CHECK NUMBER: 000000 THRU 999999

ACCOUNT	--DATE--	--TYPE--	NUMBER	-----DESCRIPTION-----	-----AMOUNT----	STATUS	FOLIO	CLEAR DATE
DEPOSIT:								
1010	11/19/2024	DEPOSIT	000002	CREDIT CARD 11/19/2024	338.07	CLEARED	C	11/20/2024
1010	11/19/2024	DEPOSIT	000003	CREDIT CARD 11/19/2024	3,008.92	CLEARED	C	11/22/2024
1010	11/19/2024	DEPOSIT	000004	REGULAR DAILY POST 11/19/2024	6,400.58	CLEARED	C	11/20/2024
1010	11/20/2024	DEPOSIT		CREDIT CARD 11/20/2024	10,752.07	CLEARED	C	11/21/2024
1010	11/20/2024	DEPOSIT	000001	CREDIT CARD 11/20/2024	5,693.62	CLEARED	C	11/21/2024
1010	11/20/2024	DEPOSIT	000002	CREDIT CARD 11/20/2024	1,487.37	CLEARED	C	11/21/2024
1010	11/20/2024	DEPOSIT	000003	CREDIT CARD 11/20/2024	5,782.97	CLEARED	C	11/25/2024
1010	11/20/2024	DEPOSIT	000004	REGULAR DAILY POST 11/20/2024	16,755.53	CLEARED	C	11/21/2024
1010	11/21/2024	DEPOSIT		CREDIT CARD 11/21/2024	23,577.65	CLEARED	C	11/22/2024
1010	11/21/2024	DEPOSIT	000001	CREDIT CARD 11/21/2024	8,182.71	CLEARED	C	11/22/2024
1010	11/21/2024	DEPOSIT	000002	CREDIT CARD 11/21/2024	2,324.64	CLEARED	C	11/22/2024
1010	11/21/2024	DEPOSIT	000003	CREDIT CARD 11/21/2024	320.45	CLEARED	C	11/26/2024
1010	11/21/2024	DEPOSIT	000004	REGULAR DAILY POST 11/21/2024	2,452.78	CLEARED	C	11/22/2024
1010	11/22/2024	DEPOSIT		CREDIT CARD 11/22/2024	6,727.59	CLEARED	C	11/25/2024
1010	11/22/2024	DEPOSIT	000001	CREDIT CARD 11/22/2024	2,243.05	CLEARED	C	11/25/2024
1010	11/22/2024	DEPOSIT	000002	CREDIT CARD 11/22/2024	1,625.30	CLEARED	C	11/25/2024
1010	11/22/2024	DEPOSIT	000003	CREDIT CARD 11/22/2024	448.00	CLEARED	C	11/27/2024
1010	11/22/2024	DEPOSIT	000004	REGULAR DAILY POST 11/22/2024	1,582.85	CLEARED	C	11/25/2024
1010	11/25/2024	DEPOSIT		CREDIT CARD 11/25/2024	3,503.47	CLEARED	C	11/26/2024
1010	11/25/2024	DEPOSIT	000001	CREDIT CARD 11/25/2024	957.67	CLEARED	C	11/27/2024
1010	11/25/2024	DEPOSIT	000002	CREDIT CARD 11/25/2024	1,090.76	CLEARED	C	11/27/2024
1010	11/25/2024	DEPOSIT	000003	CREDIT CARD 11/25/2024	1,355.10	CLEARED	C	11/26/2024
1010	11/25/2024	DEPOSIT	000004	CREDIT CARD 11/25/2024	433.62	CLEARED	C	11/26/2024
1010	11/25/2024	DEPOSIT	000005	CREDIT CARD 11/25/2024	350.16	CLEARED	C	11/27/2024
1010	11/25/2024	DEPOSIT	000006	CREDIT CARD 11/25/2024	943.17	CLEARED	C	11/27/2024
1010	11/25/2024	DEPOSIT	000007	REGULAR DAILY POST 11/25/2024	3,476.75	CLEARED	C	11/26/2024
1010	11/26/2024	DEPOSIT		CREDIT CARD 11/26/2024	1,174.47	CLEARED	C	11/27/2024
1010	11/26/2024	DEPOSIT	000001	CREDIT CARD 11/26/2024	226.62	CLEARED	C	11/27/2024
1010	11/26/2024	DEPOSIT	000002	CREDIT CARD 11/26/2024	408.96	CLEARED	C	11/27/2024
1010	11/26/2024	DEPOSIT	000003	CREDIT CARD 11/26/2024	281.61	CLEARED	C	11/27/2024
1010	11/26/2024	DEPOSIT	000004	DAILY PAYMENT POSTING - ADJ	372.48CR	CLEARED	U	11/26/2024
1010	11/26/2024	DEPOSIT	000005	DAILY PAYMENT POSTING	372.48	CLEARED	U	11/26/2024
1010	11/26/2024	DEPOSIT	000006	CREDIT CARD 11/26/2024	1,340.26	CLEARED	C	12/02/2024
1010	11/26/2024	DEPOSIT	000007	REGULAR DAILY POST 11/26/2024	414.20	CLEARED	C	11/27/2024
1010	11/27/2024	DEPOSIT		CREDIT CARD 11/27/2024	7,701.12	CLEARED	C	11/27/2024
1010	11/27/2024	DEPOSIT	000001	CREDIT CARD 11/27/2024	1,204.03	CLEARED	C	11/27/2024
1010	11/27/2024	DEPOSIT	000002	CREDIT CARD 11/27/2024	1,377.22	OUTSTND	C	0/00/0000
1010	11/27/2024	DEPOSIT	000003	REGULAR DAILY POST 11/27/2024	1,541.35	CLEARED	C	12/02/2024
1010	11/30/2024	DEPOSIT		Payment on Account	652.00	OUTSTND	R	0/00/0000

EFT:								
1010	11/15/2024	EFT	000016	CHRISTOPER V. LARSEN	13,886.60CR	CLEARED	A	11/18/2024
1010	11/20/2024	EFT	112024	CDTFA - WATER RIGHTS	648.80CR	CLEARED	G	11/22/2024

MISCELLANEOUS: -----

COMPANY: 999 - POOLED CASH FUND  
ACCOUNT: 1010 CASH - POOLED  
TYPE: All  
STATUS: All  
FOLIO: All

CHECK DATE: 11/01/2024 THRU 11/30/2024  
CLEAR DATE: 0/00/0000 THRU 99/99/9999  
STATEMENT: 0/00/0000 THRU 99/99/9999  
VOIDED DATE: 0/00/0000 THRU 99/99/9999  
AMOUNT: 0.00 THRU 999,999,999.99  
CHECK NUMBER: 000000 THRU 999999

ACCOUNT	--DATE--	--TYPE--	NUMBER	-----DESCRIPTION-----	----AMOUNT----	STATUS	FOLIO	CLEAR DATE
MISCELLANEOUS:								
1010	11/01/2024	MISC.		PAYROLL DIRECT DEPOSIT	34,005.62CR	CLEARED	P	11/01/2024
1010	11/06/2024	MISC.	110624	4382-112	343,703.74CR	CLEARED	G	11/06/2024
1010	11/15/2024	MISC.		PAYROLL DIRECT DEPOSIT	35,279.77CR	CLEARED	P	11/15/2024
1010	11/29/2024	MISC.		PAYROLL DIRECT DEPOSIT	32,988.06CR	CLEARED	P	11/27/2024
SERVICE CHARGE:								
1010	11/04/2024	SERV-CHG	100424	OCT BANK CC FEES	712.69CR	CLEARED	G	11/04/2024
1010	11/04/2024	SERV-CHG	110424	OCT BANK CC FEES	4,279.07CR	CLEARED	G	11/04/2024
1010	11/05/2024	SERV-CHG	110424	AMX BANK FEES	76.81CR	CLEARED	G	11/05/2024
1010	11/26/2024	SERV-CHG	112624	DATAPROS FEE	35.00CR	CLEARED	G	11/26/2024
TOTALS FOR ACCOUNT 1010				CHECK	TOTAL:	503,086.01CR		
				DEPOSIT	TOTAL:	1,297,432.91		
				INTEREST	TOTAL:	0.00		
				MISCELLANEOUS	TOTAL:	445,977.19CR		
				SERVICE CHARGE	TOTAL:	5,103.57CR		
				EFT	TOTAL:	14,535.40CR		
				BANK-DRAFT	TOTAL:	38,823.46CR		
TOTALS FOR POOLED CASH FUND				CHECK	TOTAL:	503,086.01CR		
				DEPOSIT	TOTAL:	1,297,432.91		
				INTEREST	TOTAL:	0.00		
				MISCELLANEOUS	TOTAL:	445,977.19CR		
				SERVICE CHARGE	TOTAL:	5,103.57CR		
				EFT	TOTAL:	14,535.40CR		
				BANK-DRAFT	TOTAL:	38,823.46CR		



## MEMO

To: Board of Directors  
From: Trish Wilkinson, Accounting Supervisor  
Date: December 10, 2024  
RE: Accounting Supervisor's Report November 2024

---

### Finance

#### Transfer In/Out

Transferred FEMA 4382-112 (Tank 9) Q3 reimbursement in the amount of \$343,703.74  
**OUT** Water Enterprise Fund 130-1010 (WAB Checking)  
**IN** Water CIP Fund 320-1130 (WAB Money Market)

Transferred RWS Expenses in the amount of \$445,640.00  
**OUT** Water Bond 2023A Fund 223-1212 (USBank)  
**IN** Water Enterprise Fund 130-1010 (WAB Checking)

#### Other

12/05 Financial Statement and Single Audit received from Smith & Newell CPA  
12/10 Smith & Newell CPA will attend the Finance Committee meeting via TEAMS  
12/17 Smith & Newell CPA will attend the Board of Directors meeting in person

WAB Money Market 3.5% interest rate effective November 1, 2024  
Estimated interest revenue increase for the remainder of the fiscal year \$104,000.00

# MEMO

To: Board of Directors  
From: Trish Wilkinson  
Date: 12/17/2024  
RE: Senior Account Representatives' Monthly Report

---

## **Monthly Billing 11/30/2024**

Mailed statements: 2092  
Electronic statements: 626

The statement "SPECIAL MESSAGE"

Residential sewer cleanouts are ideal for snaking lines and clearing backups, but they should never be used to drain your property. To avoid possible fines be sure to keep your cleanouts capped this wet weather season and prevent storm water from entering the sewer system..

## **Delinquent Billing 11/20/2024**

639 Delinquent statements

## **Courtesy Notification 12/03/2024**

126 Door Knockers were sent out at 8:00 am

## **Phone Notification 12/10/2024**

77 Phone notifications were sent out at 9:00 am

## **Lock Offs 12/12/2024**

16

## **Remain Locked 12/13/2024**

4

## **Total Payment Contract as of 12/13/2024**

3

Mailed Bills		Electronic	Mailed Delinquent Bills		Delivered 7-Day Notice		Phone Notify		Locked-Off Meters	Sent Out	Remained Locked
5/31/2024	2094	623	6/21/2024	553	7/2/2024	112	7/9/2024	76	7/11/2024	13	5
6/28/2024	2094	622	7/23/2024	488	8/6/2024	96	8/13/2024	61	8/15/2024	6	3
7/31/2024	2089	627	8/21/2024	579	9/3/2024	99	9/10/2024	70	9/12/2024	6	2
8/30/2024	2090	616	9/21/2024	539	10/3/2024	126	10/8/2024	86	10/10/2024	21	6
9/30/2024	2093	631	10/23/2024	490	11/5/2024	123	11/12/2024	78	11/14/2024	9	4
10/31/2024	2096	625	11/20/2024	639	12/3/2024	126	12/10/2024	77	12/12/2024	16	4



**Hidden Valley Lake Community Services District  
Association of California Water Agencies (ACWA) Updates  
November / December 2024**

## Committee Highlights

### Energy Committee (no updates)

-

### Water Quality Committee (no updates)

#### PFAS MCL

The U.S. EPA established new MCLs for PFAS chemicals: 4 parts per trillion (ppt) for PFOA and PFOS as individual contaminants and 10 ppt for PFNA, PFHxs, and HFPA-DA. Separately, the California Office of Environmental Health and Hazard Assessment (OEHHA) established public health goals (PHG) of 0.007 ppt for PFOA and 1 ppt for PFOS. The SWRCB is considering accepting the federal MCLs; once they do, the District will have five years to comply.

On June 7, the American Water Works Association (AWWA) and the Association of Metropolitan Water Agencies (AMWA) filed a petition with the U.S. Court of Appeals for the review of the new MCL. Both associations are concerned that the EPA did not rely on the best available science to establish the MCL and are calling that the rule be revisited.

On October 7, AWWA and AMWA filed an opening brief in the petition for judicial review regarding the new PFAS MCL. This marks the beginning of the active petition process.

### State Legislative Committee (no updates)

The legislature reconvenes January 6, 2025.



# Hidden Valley Lake Community Services District Association of California Water Agencies (ACWA) Updates November / December 2024

## Fall Conference Highlights

### PFAS Regulations

Staff attended the *Federal Water Trend: Update on PFAS/Lead and Copper Rule* program. Representatives from the California EPA alluded that when enforcing future PFAS regulations, the EPA intends to target PFAS producers for liability, not public water agencies.

### Panel Participation

Staff participated in a 4-speaker policy panel, *Moving the Ball Forward on a Water Low Income Rate Assistance Program*. District staff provided the ‘small agency perspective’ when it comes to hosting in-house low-income rate assistance programs.

### Day 2 | Wednesday

**Program Sessions**  
Dec. 4, 2:30 PM - 3:30 PM

Title/Description	Attorney	Communication	Finance	Innovation	Policy	Region Issue	Water Trends	Workforce Dev.
<b>Keeping Your Head Above Water: Best CEQA Practices for Water Projects</b> Significant delays in implementing major projects coupled with changing environmental and regulatory conditions makes California Environmental Quality Act (CEQA) analysis of water projects very challenging. Using hypothetical scenarios, our panelists will discuss best practices for defining the scope of CEQA analysis for a water project and provide practical advice on building a defensible CEQA document without busting the project's budget.								
<b>Battle of the Ages</b> In today's dynamic environment, agencies are increasingly seeing a diverse workforce that spans multiple generations. From Baby Boomers to Gen Z, each group brings unique perspectives, skills, and values. Hear from agency staff representing different generations and gain insight on how to leverage this range in ages for improved collaboration, innovation, and productivity in your own agency.								
<b>Excellence in Communication Case Studies</b> The finalists for ACWA's prestigious Huell Howser Excellence in Communication Award will share their innovative and award-winning programs and campaigns. They will highlight strategies and tactics that worked and share aspects that would be easy for other agencies to replicate.								
<b>Moving the Ball Forward on a Water Low Income Rate Assistance Program</b> There appears to be consensus on the need for a water low-income rate assistance (LIRA) program. To date, however, an agreement on legislation has been elusive. This panel will explore fundamental issues, such as efficient enrollment, funding, and related Proposition 218 pitfalls, as well as discuss potential pathways for success.								

**Wednesday Agenda**

- 7:30 AM - 8:30 AM Continental Breakfast in the Exhibit Hall
- 8:30 AM - 10:00 AM Welcome Keynote at Main Stage
- 10:30 AM - 11:45 AM Program Sessions
- 12:00 PM - 1:30 PM Connect in the Exhibit Hall
- Networking Luncheon
- ACWA Theater at Main Stage **NEW**
- 1:30 PM - 2:00 PM Solution Spotlights (Member Case Study, Associate Service & Demo)
- 1:30 PM - 2:15 PM General Session at Main Stage
- 2:30 PM - 3:30 PM Program Sessions (more details on left)
- 3:00 PM - 3:30 PM ACWA Theater at Main Stage **NEW**
- 3:45 PM - 5:00 PM Region 1-10 Membership Meetings
- 5:00 PM - 6:00 PM ACWA Reception in the Exhibit Hall

All conference programs are subject to change without notice. Please see conference mobile app for complete program information.

Qualify for continued education credits



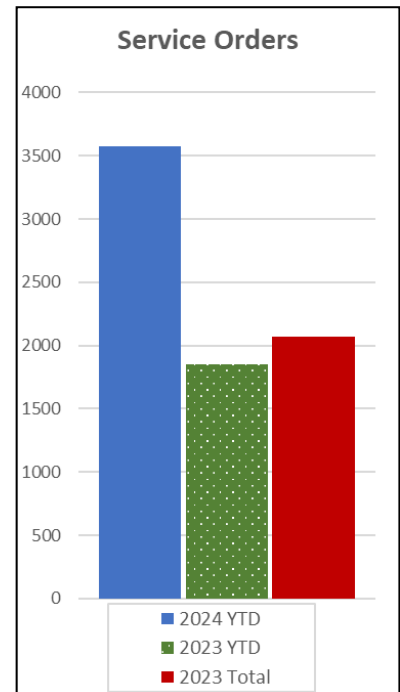
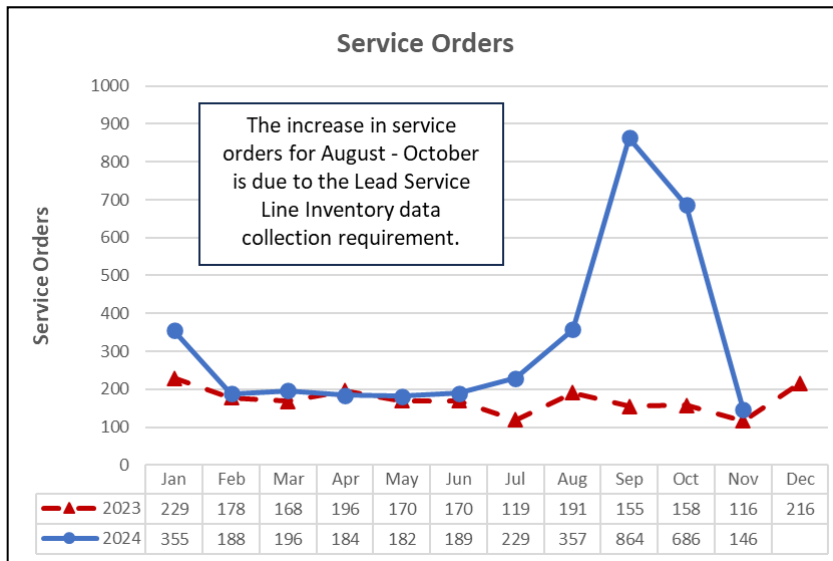
# Hidden Valley Lake Community Services District

## Field Operations Report

November 2024

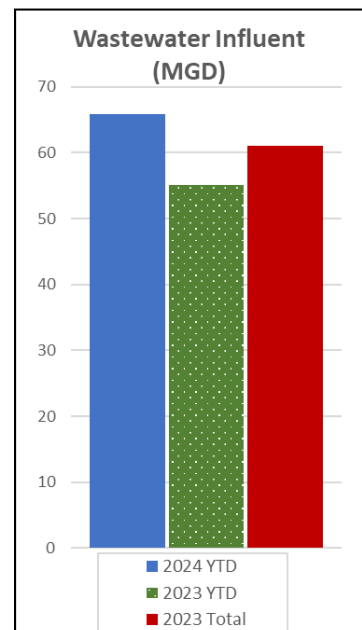
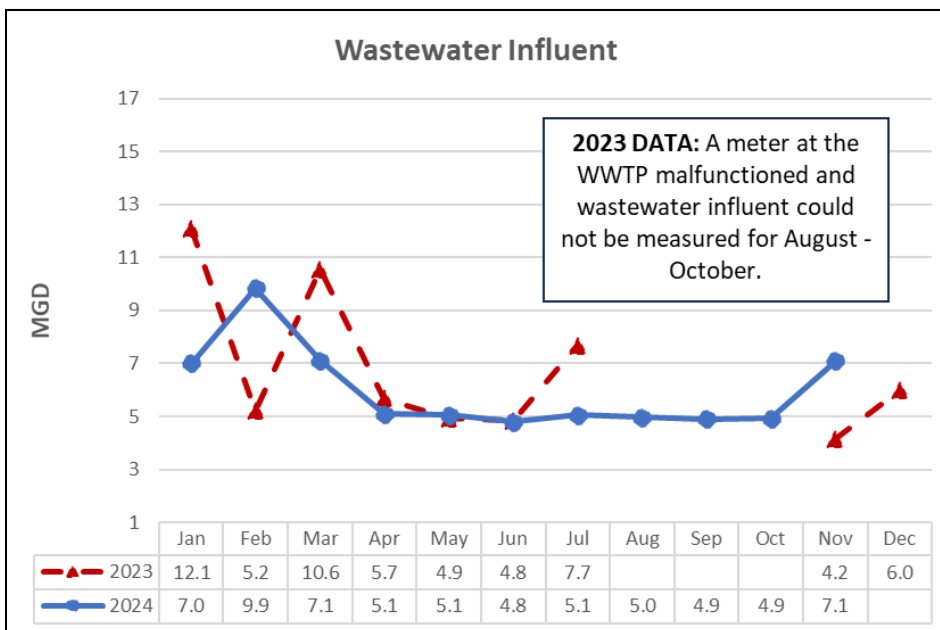
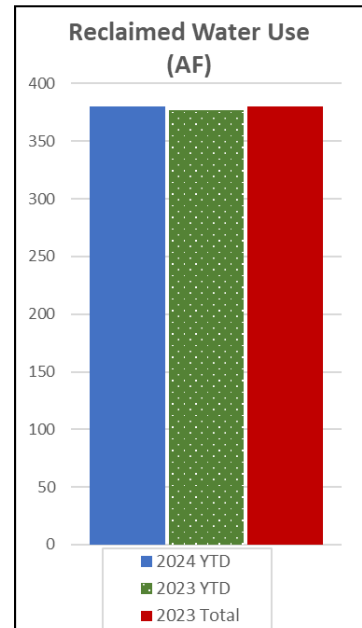
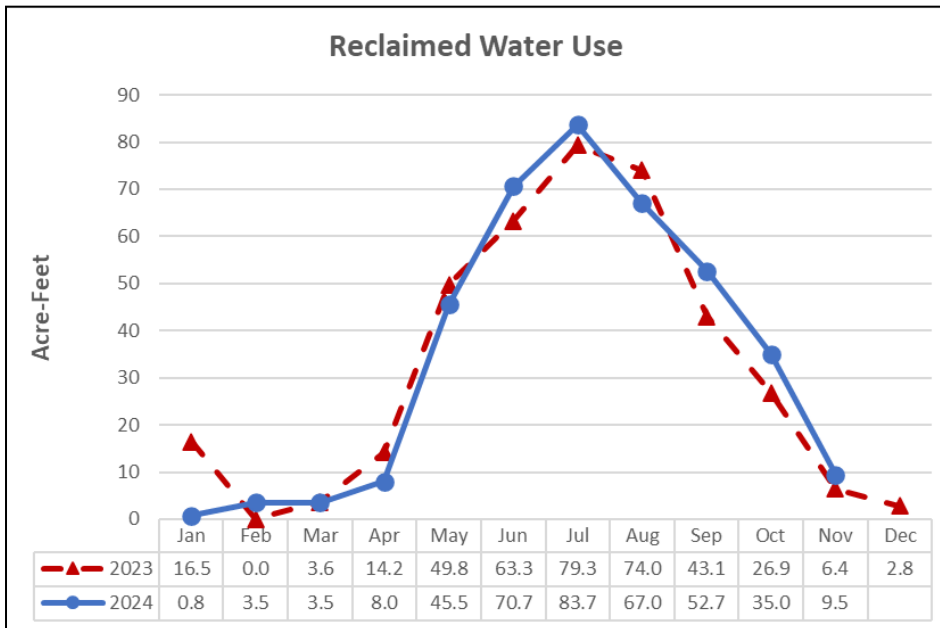
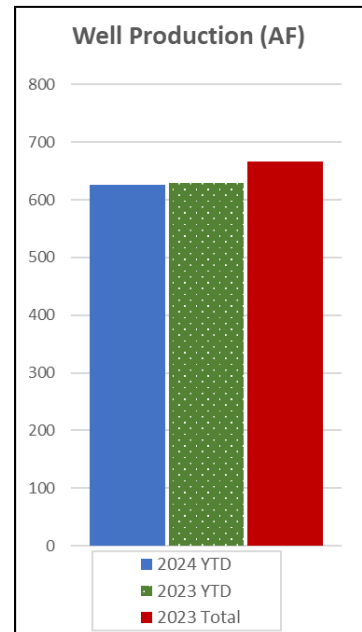
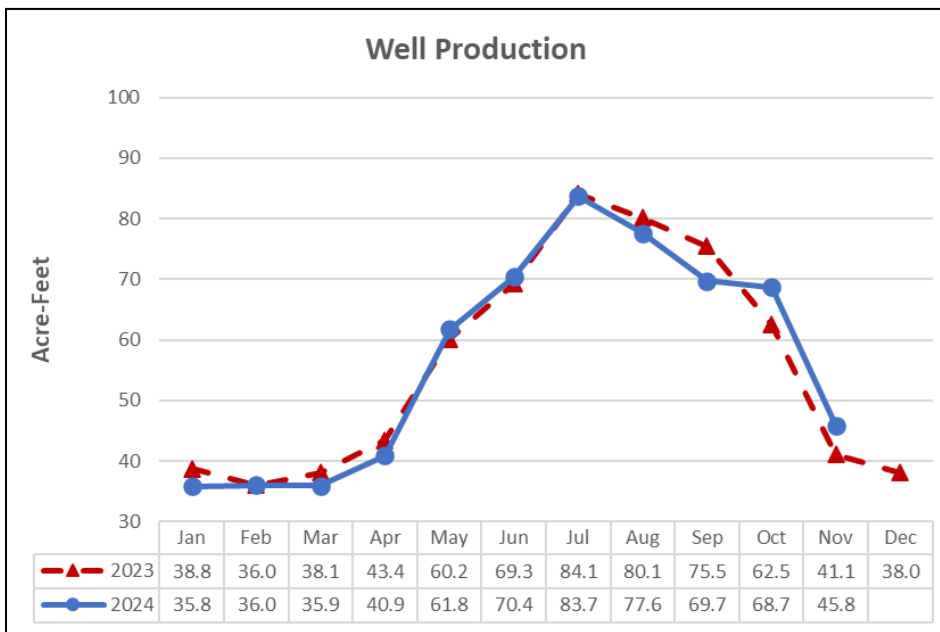
Water Connections		Wastewater Connections	
New (current month)	0	New (current month)	0
Residential (previous month)	2480	Residential (previous month)	1491
Commercial & Govt (previous month)	38	Commercial & Govt (previous month)	15
<b>Total Water Connections:</b>	<b>2518</b>	<b>Total Wastewater Connections:</b>	<b>1506</b>

Precipitation		
November	Previous Year November	Historical
10.95 in	1.72 in	4.41 in



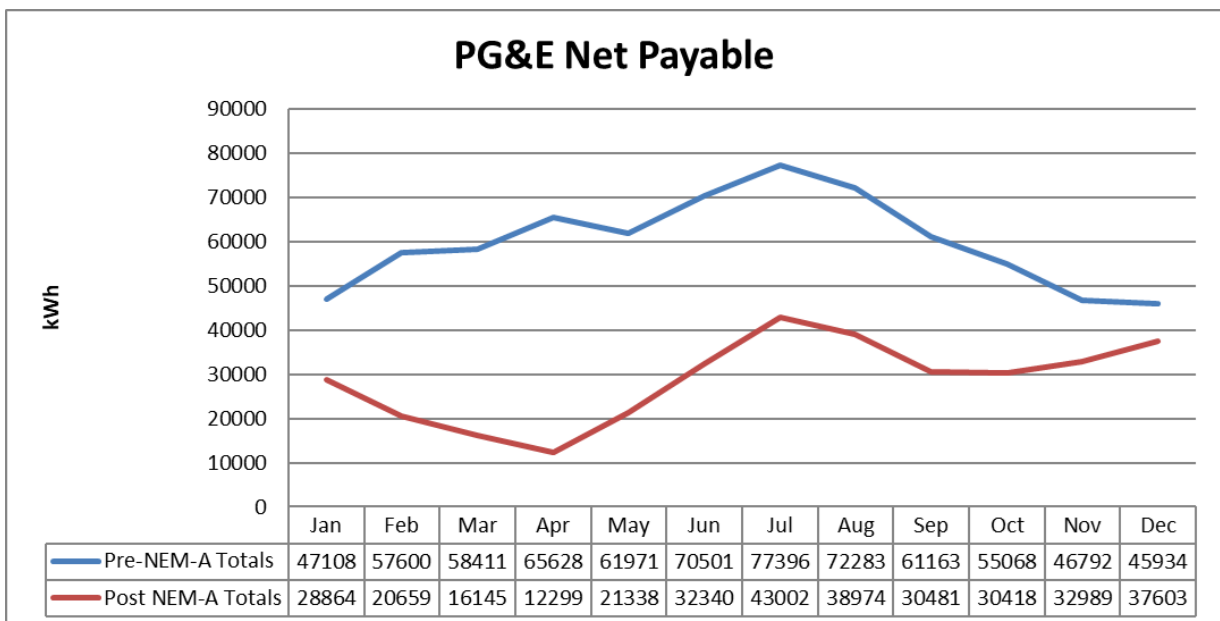
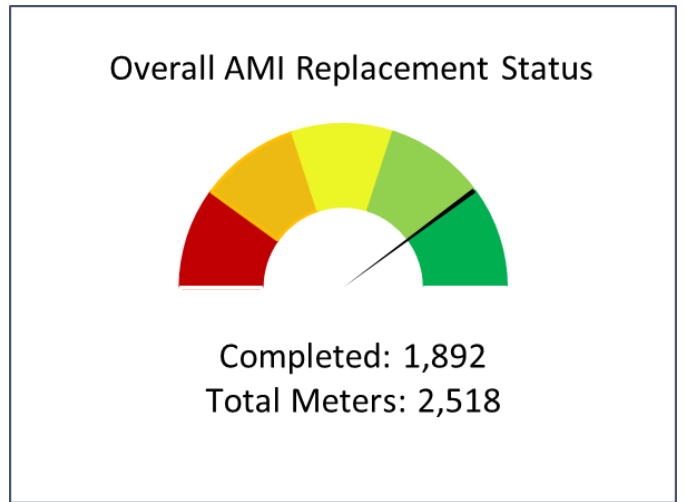
Hours		
<b>Overtime Hours:</b>	<b>88.00</b>	<b>\$4,006.20</b>





Vehicle Mileage	
Vehicle	Mileage
HV1	2,677
HV2	1,079
Truck 1	910
Truck 2	580
Truck 3	179
Truck 6	695
Tractor	7.10 hours
Vac Truck	38.30
Excavator	3.10 hours
Skid Steer	2.20 hours

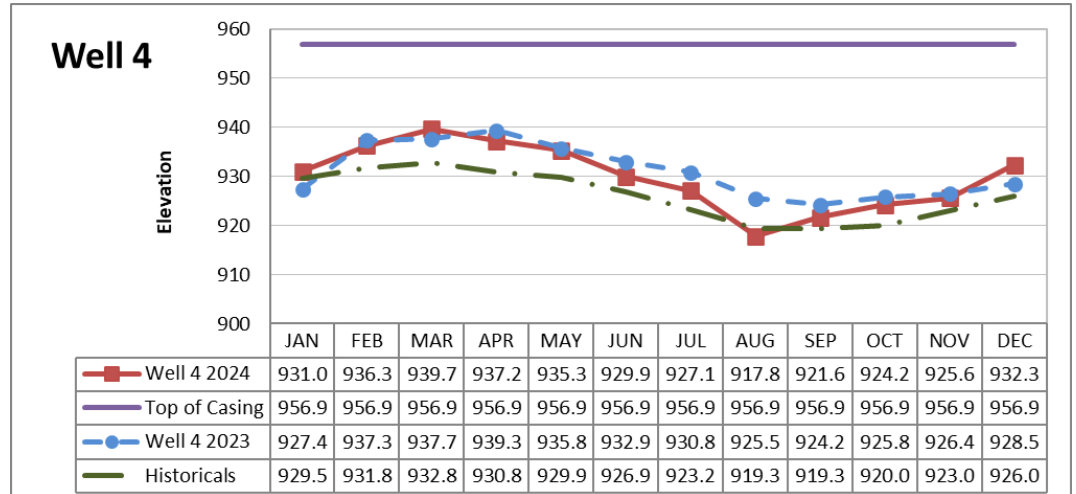
Fuel Tank Use		
	Gasoline	Diesel
Tank Meter	169.80	418.60
Fuel Log	169.30	418.60



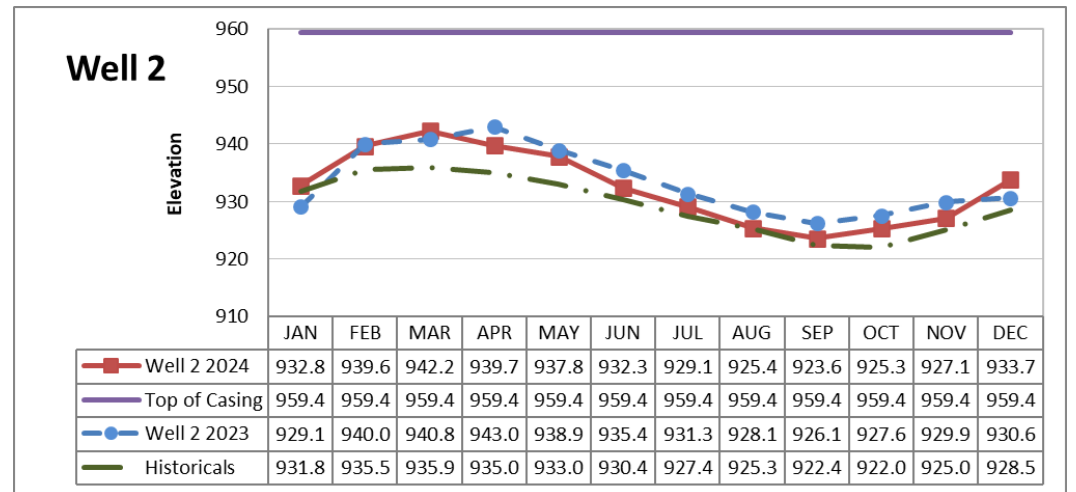
# Groundwater Data

## Drawdown Recharge Rate

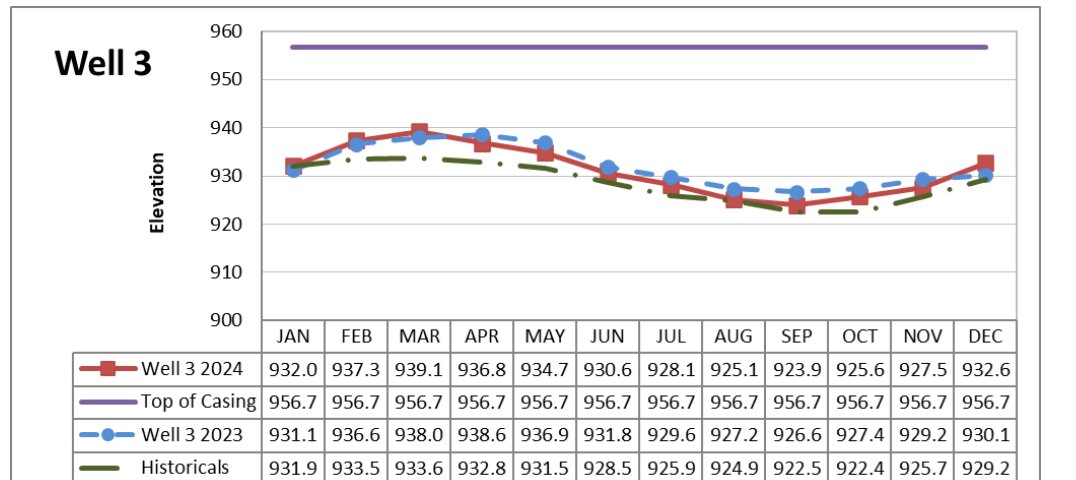
November: 107%  
December: 106%



November: 100%  
December: 100%



November: 102%  
December: 103%



## Water System Highlights

- Flood control inspections pre-wet weather event
- Vegetation control at Little Peak tank sites
- Respirator fit tests (for OSHA compliance)
- Meter reads 11/21—11/22 & 11/25—11/26
- Routine maintenance and operations

## Wastewater System Highlights

- Replaced Aeration Basin diffusers
- Collections system generator inspections during power outages
- Submitted Central Valley Regional Water Quality Control Board I/I progress report (attached)
- Routine maintenance and operations

# Hidden Valley Lake

## Community Services District



19400 Hartmann Road

Hidden Valley Lake, CA 95467

707.987.9201

November 1, 2024

Mr. Guy Childs  
California Regional Water Quality Control Board  
Central Valley Region  
11020 Sun Center Drive, #200  
Rancho Cordova, CA 95670-6114

Re: Quarterly Progress Report

Dear Mr. Childs,

In response to your request from August 2018 for quarterly progress reports, we have compiled a list of completed and ongoing activities with respect to our Infiltration and Inflow (I/I) Work Plan Assessment. Attached in the appendix are the associated figures.

### COMPLETED:

#### **August**

1. Removed fat, oil, and grease build up in lift stations with VacTruck.

#### **September**

2. Held two Hazard Mitigation Planning Committee meetings for the Local Hazard Mitigation Plan (LHMP) update. The plan will maintain that the District stays eligible for federal funding opportunities.
3. The District submitted a Notice of Interest to the Governor's Office of Emergency Service (CalOES) for the State and Local Cybersecurity Grant Program. The application is an extension of the application the District submitted in August 2024 to the US Bureau of Reclamation's WaterSMART program. Both projects aim to update the District's SCADA system with a more reliable, modern, and comprehensive one.
4. Held a project scoping meeting with CalOES for the Stormwater Mitigation Project. The project aims to address the Putah Creek levee which, in heavy rain events, floods and causes severe I/I.
  - a. The District submitted an application to the Office of Planning and Research's (OPR) Adaptation Planning Grant Program in June 2024 for the Stormwater Mitigation Project. In July 2024 OPR announced that funding was no longer available. The District has since been searching for new funding sources.
5. Removed fat, oil, and grease build up in lift stations with VacTruck.

**October**

6. Hosted a tour of the Wastewater Treatment Plant for local community college students in the Water and Wastewater Technology program.
7. The CSD Board of Directors approved a funding support services contract contingent upon the approval of Hidden Valley Lake Association (HVLA) Board's approval of the 50% cost share. HVLA is a partner in the Stormwater Mitigation Project as a co-owner of the Putah Creek Levee area. The HVLA Board did not approve the funding support services project. The Stormwater Mitigation Project has put on a temporary hold for the CSD to reevaluate an approach.
8. Removed fat, oil, and grease build up in lift stations with VacTruck.

**FOR NEXT QUARTER:**

9. Explore new options to address I/I and localized flooding issues caused by the Putah Creek levee.
10. Camera-inspect the second half of both Deer Hill Rd easements.
11. Remove the rootballs found in the Deer Hill Rd area during camera-inspections (see 14<sup>th</sup> progress report).
12. Continue manhole lid replacements (see Figure 1).
13. Continue grant applications for aged line replacements.
14. Complete more SOPs to improve wastewater activities and operations.
15. Continue I/I studies to evaluate system priority areas and repair progress.

This concludes the twenty-fifth quarterly report delivered to the Central Valley Regional Water Boards. Do you have any recommendations on how to proceed? We welcome your guidance on any next steps. Thank you for your help and consideration in advance.

**Dennis White**

General Manager, Cert #40478

Cell 707-533-3498

**Barry Silva**

Utility Supervisor, Cert #39363

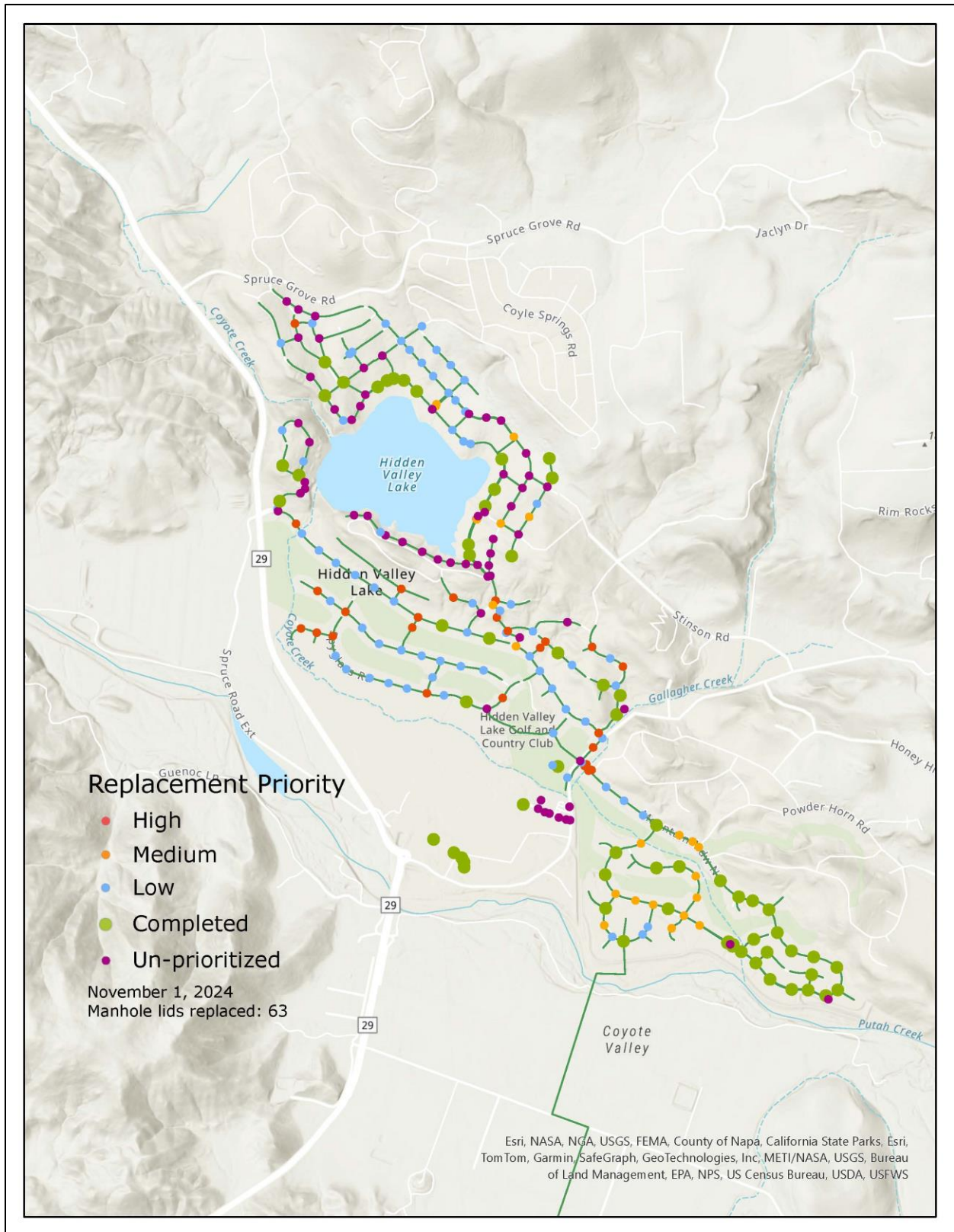
707-987-9201

**Hannah Davidson**

Project Manager

707-987-9201

Figure 1. Updated manhole lid replacement status as of November 1, 2024







# Hidden Valley Lake Community Services District Projects Update Report November / December 2024

## Backup Power Reliability Project

9/17 Federal increase request (award not anticipated)  
 10/2 Automatic transfer switch delivery  
 11/18 Generator arrival and installation  
 Load bank arrival delayed 12-14 weeks  
 Awaiting air quality permits

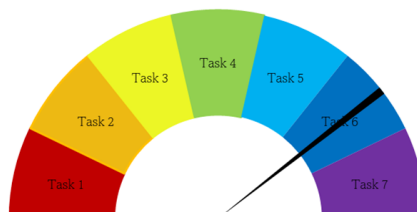


Expense Pd.	Request Date	Request Amt	NOP Amt	Warrant	Difference
Q3 2022	10/15/2022	\$370.62	\$250.14	1/31/2023	108 Days
Q4 2022	1/10/2023	\$2,240.97	\$1,512.45	2/14/2023	35 Days
Q1 2023	4/7/2023	\$3,397.21	\$2,292.81	5/5/2023	28 Days
Q2 2023	7/10/2023	\$45,239.00	\$30,532.25	9/7/2023	59 Days
Q3 2023	10/11/2023	\$65,053.91	\$43,905.54	11/16/2023	36 Days
Q4 2023	1/9/2024	\$10,990.76	\$7,417.77	2/7/2024	28 Days
Q1 2024	4/15/2024	\$29,933.17	\$20,202.19	6/3/2024	52 Days
Q2 2024	7/13/2024	\$295,364.62	\$199,344.57	9/18/2024	67 Days
Q3 2024	10/31/2024	\$268,713.00	\$181,357.09	12/9/2024	39 Days



- Task 1: Agency Coordination
- Task 2: Survey Permitting
- Task 3: Mobilization
- Task 4: Site Prep
- Task 5: Demo, Retention Wall
- Task 6: Install Equipment, Fence
- Task 7: Paving, Closeout

Construction Status





# Defensive Space and Ignition Resistant Construction Project

10/8 Cultural resources site visit  
 Federal increase request in progress  
 Expected Phase II response in February 2025 and  
 award in March 2025



Wellfield

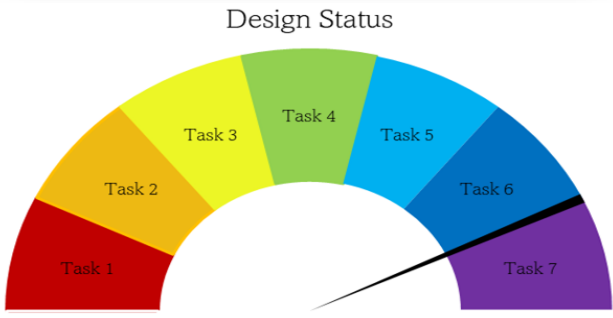
Expense Pd.	Request Date	Request Amt.	NOP Amt.	Warrant	Difference
Q3 2022	10/6/2022	\$2,501.64	\$1,688.38	1/23/2023	109 Days
Q4 2022	1/10/2023	\$3,981.15	\$2,686.92	2/3/2023	24 Days
Q1 2023	4/10/2023	\$100,002.50	\$67,492.69	5/5/2023	25 Days
Q2 2023	7/10/2023	\$166,307.65	\$112,242.70	9/11/2023	63 Days
Q3 2023	9/18/2023	\$81,422.72	\$46,964.72	10/20/2023	32 Days



Unit 4 Tank



Little Peak Vegetation



- Task 1: Geotechnical and Survey Field Work
- Task 2: Geotechnical Report
- Task 3: 35% Engineering Design Package
- Task 4: 65% Engineering Design Package
- Task 5: 95% PS&E
- Task 6: CEQA Initial Study/Mitigated Negative Declarations
- Task 7: Bidding Support

# Water System Storage Reliability Project

9/12 Contract termination meeting

10/3 Summary of contractor's plan to contact FEMA

Construction extension granted through December

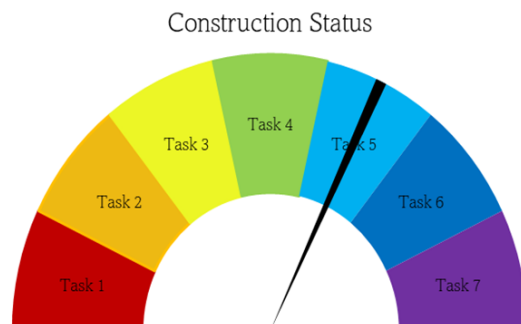
Tank 9B foundation complete. Construction in progress.

12/11 Construction defect found. Solutions are being evaluated, but overall construction may continue.

Expense Pd.	Request Date	Request Amt.	NOP Amt.	Warrant	Difference
Pre-Award	10/15/2022	\$19,076.17	\$12,876.41	12/2/2022	48 Days
Q3 2022	10/15/2022	\$4,350.45	\$2,936.55	12/2/2022	48 Days
Q4 2022	1/6/2023	\$15,995.73	\$10,594.62	1/23/2023	17 Days
Q1 2023	4/11/2023	\$64,128.44	\$43,286.70	5/5/2023	24 Days
Q2 2023	7/10/2023	\$75,689.98	\$52,496.74	9/5/2023	57 Days
Q3 2023	10/10/2023	\$56,763.22	\$38,315.17	11/6/2023	27 Days
Q4 2023	1/9/2024	\$574,334.17	\$387,675.56	2/7/2024	29 Days
Q1 2024	4/12/2024	\$257,399.71	\$173,744.80	6/3/2024	55 Days
Q2 2024	7/13/2024	\$813,162.61	\$548,884.76	9/3/2024	52 Days
Q3 2024	10/14/2024	\$511,692.30	\$345,392.30	11/6/2024	23 Days



- Task 1: Mobilization/Veg Management
- Task 2: Grading, Piping, Fencing
- Task 3: Tank 9A Construction
- Task 4: Tank 9 Demolition
- Task 5: Tank 9B Construction
- Task 6: Paving
- Task 7: Closeout

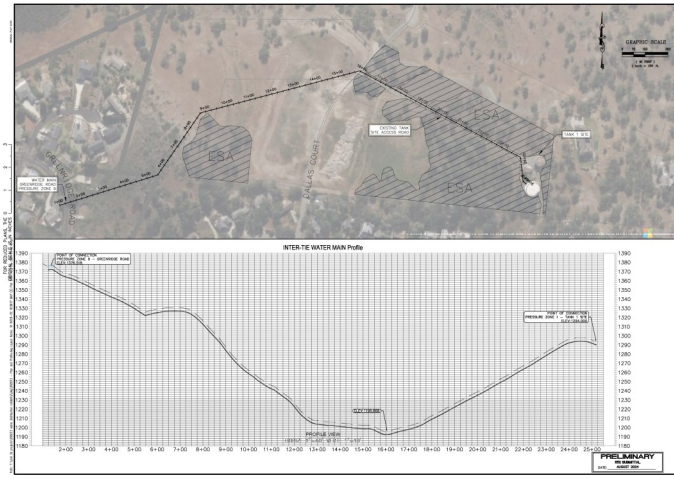




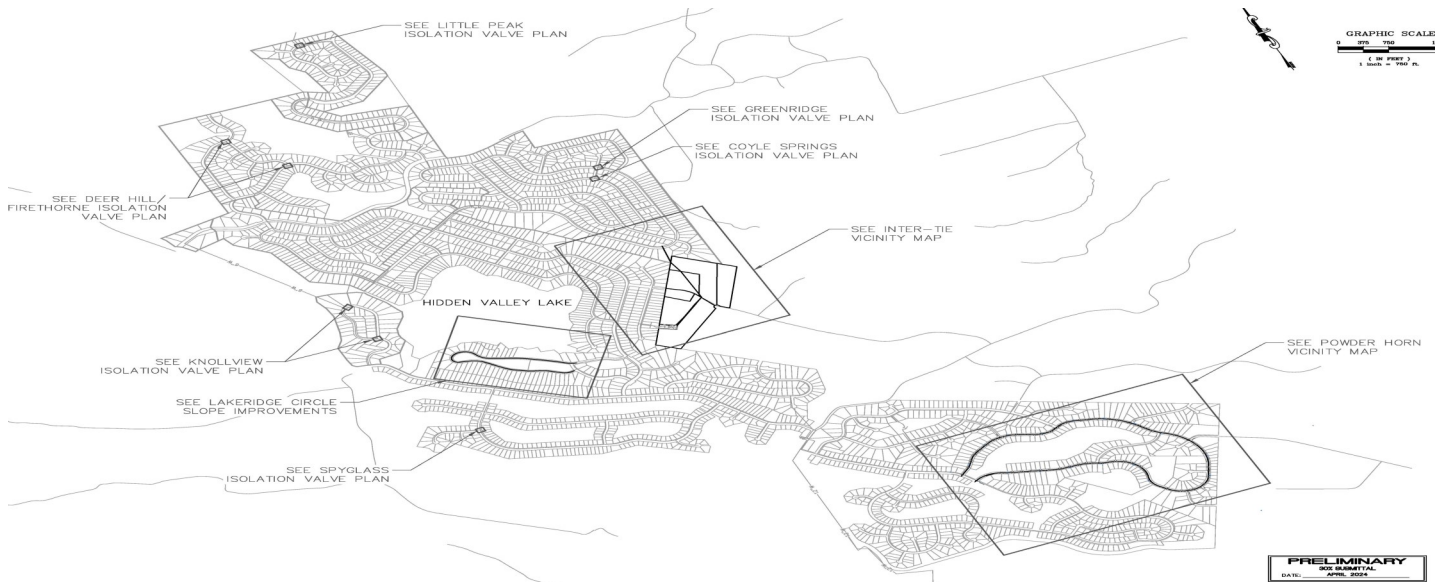


# Water Distribution Reliability Project

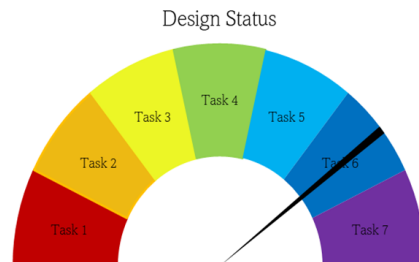
9/4 Received 65% Plan and Estimates  
Benefit Cost Analysis development; District engineers are awaiting CalOES feedback.



Expense Pd.	Request Date	Request Amt.	NOP Amt.	Warrant	Difference
Q4 2022	1/10/2023	\$1,450.49	\$978.95	2/14/2023	35 Days
Q1 2023	4/8/2023	\$34,543.03	\$23,313.44	5/5/2023	27 Days
Q2 2023	7/10/2023	\$46,174.40	\$31,163.56	9/11/2023	63 Days
Q3 2023	10/11/2023	\$44,243.75	\$29,860.55	11/6/2023	26 Days
Q4 2023	1/10/2024	\$43,584.34	\$29,415.51	2/7/2024	28 Days
Q1 2024	4/15/2024	\$28,893.99	\$18,470.76	6/3/2024	49 Days
Q2 2024	7/14/2024	\$76,738.03	\$51,791.27	9/9/2024	57 Days
Q3 2024	10/11/2024	\$30,686.26	\$20,710.47		



- Task 1: Kick-off Mtg, Field Review, and Topographic Survey
- Task 2: Geotechnical Study and Seismic Hazard Assessment
- Task 3: Environmental Investigations and Document Prep.
- Task 4: 30% Engineering Design Package
- Task 5: 65% Engineering Design Package
- Task 6: Benefit Cost Analysis
- Task 7: Final Project Reports and Memorandum

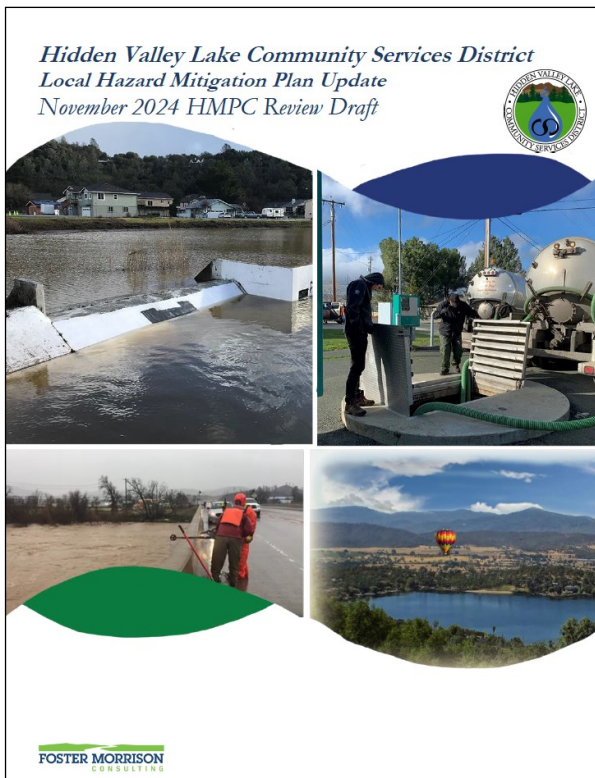


# LHMP Update Project

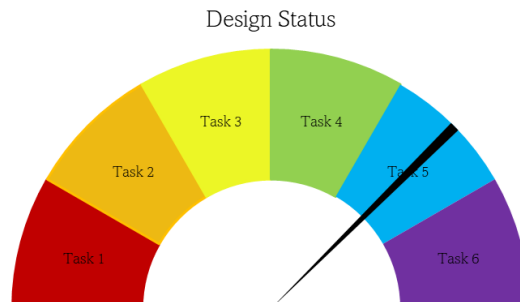
11/12 LHMP draft made available and is under review

12/6 Staff review of Draft #1 submitted to Foster Morrison

Expense Pd.	Request Date	Request Amt.	NOP Amt.	Warrant	Difference
Pre Award	7/14/2024	\$1,680.73	\$1,108.15	8/26/2024	19 Days
Q1 2024	7/14/2024	\$3,871.45	\$2,552.56	8/26/2024	19 Days
Q2 2024	7/14/2024	\$23,269.32	\$15,342.11	9/9/2024	21 Days
Q3 2024	10/11/2024	\$36,955.89	\$24,363.17	12/9/2024	26 Days



- Task 1: Planning
- Task 2: Hazard Identification
- Task 3: Risk Assessment
- Task 4: Mitigation Strategy
- Task 5: Plan & Draft
- Task 6: Review & Adopt





## Other Project Updates

### FLASHES

- Completed 2 rounds of RFIs
- FLASHES patent
- Third RFI response due 10/16
- 10/31 Grants awarded
- 11/7 Ad Hoc committee meeting
  - Ambiguous language and “clawback” provision removal desired. Staff continue communications with CPUC and PG&E staff to make such edits.

### SCADA

- 5/17 USBR Application submitted
- 9/26 State & Local Cybersecurity Grant Program (SLCGP) application submitted
  - Application scope includes hardware and network improvements

### Stormwater Mitigation

- 7/13 Adaptation Planning Grant Program (APGP) discontinued
- Seeking alternative grant funding sources from BRIC/FMA program
- 9/25 FMA NOI submitted
- 9/27 CalOES meeting, NOI revisions requested
- 10/3 Meeting with West Yost representative
- 10/15 BRIC/FMA NOIs deadline
  - NOI submitted
  - BRIC/FMA sub-application deadline 11/21
- 10/28 HVLA did not approve 50% cost share of new grant application services contract
- Staff have reached out to multiple engineering firms to acquire a Scope of Work for potential flood mitigation solutions.

### Brambles

- Pending submission approval of the LAFCo annexation application
  - Brambles staff have the document under review



**Hidden Valley Lake  
Community Services District**  
19400 Hartmann Road  
Hidden Valley Lake, CA 95467  
707.987.9201  
707.987.3237 fax  
[www.hvlcsd.org](http://www.hvlcsd.org)

**MEMO**

To: Board of Directors  
From: Dennis White  
Date: December 17, 2024  
RE: General Manager's Report

---

Below is an overview of District operational activities.

**The cyclone bomb**

The weather event that hit northern California bringing down constant heavy rain pours throughout the county in Northern California. We did see a spike of 16.54 ft at Putah Creek Guenoc USGS gage. Despite the heavy flows, lift stations kept up and did not go to high level alarm, although we gained quite a few feet in the EQ equalization basin we were able to maintain without spilling. There was no flooding on the back nine. No sewer spells to report. Although our first weather events are usually typical of not seeing any kind of flooding, this was a heavy storm, and it did challenge us but with all the work that has been done it showed that we are heading in the right direction.

**Management of the Day-to-Day Operations**

**Budget**

The audit for the fiscal year 23/24 is in the books. Thank you, Norm from Smith & Newell, for presenting the results this evening and answering our questions. We are pleased to learn (but not surprised?) that there are no material weaknesses. I want to shout out to the Accounting Supervisor great job Trish! As of the time of this meeting, we expect to have the final audit uploaded to our website for public review [www.hvlcsd.org/financial-audit](http://www.hvlcsd.org/financial-audit)

This year we also did a single audit. The single audit is triggered by grant funding equal to \$750,000. Preparing an audit while working on a single audit is a complex and meticulous process and having a deep understanding of the process of federal grants programs and staying with compliance of those regulations. I praise Trish for the job she's doing, thank you.

Staff have also reached out to the Browning Reserve Group to provide more information on the annual cost looks to be about \$1000. So, over the five-year period it looks like the targets are about the same as NBS. It is staff recommendation to go



**Hidden Valley Lake  
Community Services District**  
19400 Hartmann Road  
Hidden Valley Lake, CA 95467  
707.987.9201  
707.987.3237 fax  
[www.hvlcsd.org](http://www.hvlcsd.org)

with NBS and track our targets annually with the finance committee and adjust as needed.

### **Staff**

We have been talking about LSS quite a bit and it looks like it's rubbing off on staff. They are thinking about things that can be improved as we go about our daily business and how to implement Lean into our day-to-day operation. Staff is also working with Mr. Silver to provide business goals and objectives based on success measures identified in our strategic plan. This information will be used to develop an approach and create a proposal.

Our Rock Star just completed her second tour! Hannah participated in a Panel at the Fall ACWA Conference last week, where she discussed the in-house low-income rate assistance programs from a small agency perspective.

Public speaking can be very challenging, but Hannah rocked it! She had fun and did an amazing job representing our District! Great Job Hannah!

I am currently enrolled in the following finance and management courses.

- Special District Finances
- General Manager On-Demand Webinars Bundle
- Basic Management & Supervisory Leadership - March 3 - 19, 2025
- New Manager Training Program - March 24 - 26, 2025
- Phase III Management & Supervisory Leadership - June 3 - 19, 2025

### **Politics**

- F.L.A.S.H.E.S: We are still trying to head off the "clawback language" in the grant from PG&E, language that was put in after we applied for the grant. We have reached out to Maguire's staff in hopes that they may be able to have some sway. Staff will be meeting with Michael on Tuesday to go over a couple of options and then hopefully have another ad hoc committee meeting shortly after the holidays.
- Staff spoke with Steve Donovan of Underground Solutions, we are trying to set up some sort of pilot program that would include 2000 ft of mainline. This would be included in the 25/26 FY budget. I will be working with Steve and keep you posted.





**Hidden Valley Lake  
Community Services District**  
19400 Hartmann Road  
Hidden Valley Lake, CA 95467  
707.987.9201  
707.987.3237 fax  
[www.hvlcsd.org](http://www.hvlcsd.org)

### **Other business**

- Bob Silver, LSS, presented an executive overview of Lean Six Sigma to the Board and staff at the December 5<sup>th</sup>, Board Workshop. The meeting was recorded and had been provided for those that were not able to attend the meeting. If you would like to see the recording, staff can provide it for you.

Mr. Silvers' presentation provided insight into Lean Six Sigma and the next steps.

- Lean Six Sigma Projects
- Roles to implement Lean Six Sigma
- Deployment considerations
- Potential Implementation approaches

Staff continue to work with Mr. Silvers to provide the necessary information to provide a scope and proposal.

### **Major Projects**

- Valley Oaks
  - No new discussions on development, ad hoc committee will keep you updated as we receive information. We are hopeful that we will see some kind of movement after the first year on this project.
- Tank 9
  - Everything inside the foundation has been backfilled, the floor plates have been installed and the tank has started to be erected, currently working on their second wall. It was noticed that the anchor pins were bent by about 4 inches, recommendation is to either cut off the bolts and drill in Hiltis or relocate the saddles to match the anchor pins. All corrective action can be made during any portion of the tank build, please understand we have this as a top priority and will have the appropriate measures and fix in place and approved prior to changing anything with the foundation Anchor bolts as we move forward.
- Stormwater and Levee
  - Staff met with John Wagner with coastland engineering. Donald Jones and Chris Stabenfeldt with Bennett engineering and Ryan Crawford with GHD to get a scope of work on what it would take to put in culverts at the end of the basin to alleviate flooding. We will be looking at the sizing of those culverts and natural drainage on the backside and looking at 10, 50, and





**Hidden Valley Lake  
Community Services District**  
19400 Hartmann Road  
Hidden Valley Lake, CA 95467  
707.987.9201  
707.987.3237 fax  
[www.hvlcsd.org](http://www.hvlcsd.org)

100-year storm events. I've asked each of them to investigate what it takes for permitting requirements with federal, state and fish and game. Looking forward to the scopes coming in, and being comparable should be apples to apples

- Staff have also been reevaluating seawalls and have found it could create more damage than protect. So, looks like they're off the table for now, at

least in this situation. It looks like culverts and optional drainage may be the best. Also, we will need to budget for updating the stormwater master plan. Bring that back on the table in the spring of 2025.

- Capital improvement projects
  - Staff is currently in the process of going over capital improvement projects that are greatly needed for infrastructure itemizing what should be a net capital improvement project year-to-year and what will tie into the reserve funds spanning out over several decades. This will be a work in progress, as I continue working with district staff, you will continue to be kept informed in this GM report as far as capital improvement projects;
    - mainlines
    - redwood tanks
    - collection system
    - manholes
    - pump stations
    - wastewater treatment plant that includes the EQ Basin and the pond, which currently we have a pH issue that must be addressed and rectified over a 5-year project that will include dredging the pond etc.
    - SCADA

**ACTION OF  
HIDDEN VALLEY LAKE COMMUNITY SERVICES DISTRICT**

**DATE:** December 17, 2024

**AGENDA ITEM:** Accept NBS Reserve Study Proposal and Authorize the General Manager to Execute a Professional Services Agreement with NBS to Provide a Reserve Fund Analysis Not to Exceed \$10,000

---

**RECOMMENDATIONS:** Authorize the General Manager to Execute a Professional Services Agreement with NBS to Provide a Water, Wastewater, Recycled Rate Study and Reserve Fund Analysis Not to Exceed \$10,000.

**FINANCIAL IMPACT:** Not to Exceed \$10,000.

**BACKGROUND:**

At the Regular Meeting of the Board of Directors on November 19, 2024, the Board of Directors approved the NBS Water, Wastewater, Recycled Rate Study Proposal to be executed following a Board of Directors approved Reserve Study Proposal.

At the Finance Committee Meeting on December 10, 2024, staff presented two proposals for consideration and recommendation.

1. Browning Reserve Group, LLC (BRG) proposed a contract to prepare a 30-year full reserve study for consideration of \$6,000. Anticipated 60 days from receipt of accepted proposal to deliver of first draft for review.  
BRG Recommends assumptions on future costs should be reviewed and adjusted on an annualized basis. The annual updates without site visits estimate to be \$1000 based off the complexity of the reserve study and the size.
2. NBS proposed a contract to prepare a water, sewer, and recycled water rates for the next five years (FY 2025/26 through FY 2029/30), that includes a detailed financial plan for the water, sewer, and recycled water utilities that includes revenue, expenditures, reserves, debt coverage ratios, capital improvement costs, repair, and replacement costs and net revenue requirements for consideration of \$41,675(rate models and financial plans will extend out for a 20-year period for informational purposes). Public Engagement (218 process) Optional Services Not to Exceed \$13,800.

The Finance Committee asked staff to provide a proposal from NBS that would include an in-depth study comparable to Browning Reserve Group. NBS came back with an additional optional task at an hourly not-to-exceed fee of \$10,000.

BRG has performed reserve studies since 1999. Reserve studies are all they do, full time, year-round. However, their primary focus is on community associations and commercial condominiums, not utilities and local government.

District staff recommend the Board consider utilizing NBS for the reserve study simultaneously with the Rate Study. NBS is not only familiar with the District infrastructure but also are experts in local government and utilities as well as provide financial planning services to support infrastructure management and capital planning efforts. Because the District has partnered with NBS for many years, there is no question about the level of expertise and professional support that NBS will provide.

**ATTACHMENTS:** NBS Proposal for Water, Sewer, and Recycled Water Rate Study; NBS Water, Sewer, and Recycled Water Rate Study Update; Browning Reserve Group, LLC Reserve Study Proposal

---



32605 Temecula Parkway, Suite 100  
Temecula, CA 92592  
Toll free: 800.676.7516

[nbsgov.com](http://nbsgov.com)

December 10, 2024

Dennis White  
Operations Manager  
Hidden Valley Lake Community Services District  
19400 Hartmann Road  
Hidden Valley Lake, CA 95467

Dear Mr. White:

For the Water, Sewer, and Recycled Water Rate Study Update, the District has requested that NBS prepare an additional scope task for an in-depth review and analysis of the District's reserve targets for the water, sewer, and recycled water utilities.

**Task Description** – For each of the three utilities, NBS will conduct a comprehensive review and evaluation of the sufficiency of existing reserve funds, target reserves, reserve fund policies, and related issues such as meeting debt service coverage ratios and other rate covenants. For each utility, we will investigate three alternatives for reserve fund targets and will provide recommendations for preferred reserve fund target levels that are tailored to the District's specific needs such as operating, capital rehabilitation/replacement, rate stabilization and catastrophes. For each alternative, we will develop a phased-in approach to funding reserves to minimize the impact on ratepayers for all three utilities.

**Work Product** – The work products for this additional will include the reserve fund alternatives evaluation prepared for District staff, outlining the background, analysis, and recommendations. Key assumptions, methodologies, and factors affecting the development of the proposed reserve targets will be highlighted with charts and graphs in the rate study report. NBS will also prepare tables and comparison graphs to illustrate how the reserve fund target alternatives impact the required rate adjustments as well as the reserve fund balances over time. The selected preferred alternative for the reserve targets for each of the three utilities will be incorporated into the final rate study model and report.

**Task Pricing** – The budget for this additional optional task is an hourly not-to-exceed fee of \$10,000. The original proposal for conducting the rate study update is \$41,675. If NBS is selected to perform this additional optional task, the maximum not-to-exceed budget would be \$51,675. Please contact me at 800.676.7516 or via email at [jtamargo@nbsgov.com](mailto:jtamargo@nbsgov.com) if you have any questions or concerns.

Sincerely,

A handwritten signature in black ink, appearing to read "Jeremy Tamargo", written in a cursive style.

Jeremy Tamargo  
Associate Director



December 04, 2024

Project Manager  
Hidden Valley Lake Community Service District  
c/o Dennis White  
19400 Hartmann Rd  
Hidden Lake, CA 957467

**RE:** Hidden Valley Lake Community Service District  
*Full Study*  
**Proposed Contract**

Dear Project Manager:

Browning Reserve Group, LLC ("BRG") is pleased to provide this proposed contract to prepare a 30 year full reserve study (the "Reserve Study") for Hidden Valley Lake Community Service District (the "Project") for consideration of \$6,000.00.

## Physical Inspection

BRG will conduct a physical inspection, limited to a visual observation only, of those major components the Project is required to maintain. For the purposes of this study, the following components will be determined to be major components to be included in the study:

1. Those components which, as of the date of the study, have a remaining useful life of less than 30 years, and a value greater than \$1,000; and
2. Those additional components, if any, which are designated as major components by the Project's Project Manager.

During the physical inspection, BRG will utilize the services of our own construction cost estimator. In addition, independent contractors may be retained, at BRG's expense, to render opinions on selected components. It is important to note for component categories having multiple items (e.g., separate roofs, roads, parking lots, etc.) BRG will be looking at each separate item individually. We will not make suppositions on all such items based on the inspection of selected items which may, or may not, be typical of the condition and remaining useful life of all such items.

Selected photographs to illustrate typical situations, and physical inspection field notes in narrative form, will be provided to the Project Manager as part of the final report. Supplemental information to the physical inspection will be obtained from the following sources:

1. Project plans, if available;
2. Maintenance records of the reserve components, if available; and
3. Project Board Members, management and staff.

P. O. Box 60125 / Sacramento, California 95860  
Phone (916) 393-0600 Fax (916) 393-0610 Toll Free (877) 708-0600  
California General Contractor's License 768851  
bob@browningrg.com / www.BrowningRG.com

## Reserve Fund Balance Computation

The study will be prepared as of the last day of the Project's prior fiscal year and include the following:

1. Identification of each major component.
2. An estimate, as of the date of the study, for each identified major component, of that component's total useful life, and its probable remaining useful life.
3. An estimate of the replacement cost of each major component, both at current cost levels and at projected cost levels when the projected repair and/or replacement costs are projected to occur.
4. Information provided by the Project as to:
  - (i) the amount of cash reserves actually available as of the end of its prior fiscal year to repair, replace, restore, or maintain the reserve components; and
  - (ii) the current fiscal year reserve contribution amount per its currently adopted budget.
5. An estimate of the total annual contribution needed, after deducting total reserve funds reported by the Project as being on hand as of the date of the study, to meet the projected reserve expenditures for the major components at the end of their projected useful lives.
6. Calculation of the percentage of funds actually set aside as of the end of the Project's prior fiscal year for reserve requirements to the total funds estimated to be required for reserve expenditures, and estimated to be on hand at the end of the current fiscal year, in relation to the amount determined by allocating reserve contributions on a pro-rata annualized basis over their total estimated useful lives.

## Reserve Study Purpose - Disclaimer

The intention of the reserve study is to forecast the Project's ability to repair or replace major components as they wear out in future years, and to provide the Project's, Project Manager with the information necessary to make the reserve projections. The reserve study is not an engineering report.

The costs to be outlined in the study are for budgetary and planning purposes only. Actual bid costs will depend upon the defined scope of work at the time repairs are made, and on actual price levels prevailing at the time that the future repairs must be done. The estimates of future repair costs in the report will be good faith estimates and projections, based upon estimated future inflation rates which may or may not prove accurate. BRG submits the probability it can project in its report, or the Project Manager could project in its disclosures, future costs or actual future remaining useful lives of components having useful lives extending beyond one year with precision is the functional equivalent of winning a lottery (while it may happen in rare instances by chance, one may not reasonably expect it to happen). As a result, BRG cannot, and does not, guaranty its projections. Assumptions on future costs should be reviewed and adjusted on an annualized basis, as future cost projections become less uncertain.

Any latent defects will be excluded from the report. Should BRG find signs of possible latent defects or problems not within the scope of the study, the Project will be notified immediately so the proper experts can be retained by the Project. However, the study will not be designed to uncover all possible latent defects, and the absence of any indications to such effect will not be, and should not be construed to be, an indication there are no defects not so noted, or that BRG warrants the absence of any such defects.

## Scope of Report

The reserve study prepared by BRG will go beyond minimum professional standards for a reserve study in order to provide the Project with information to enable the Project to disclose to its members all required and additional information in a context which is neither misleading nor unduly alarming.

## Indemnification

Hidden Valley Lake Community Service District shall defend, indemnify and hold harmless Browning Reserve Group, LLC, its principals, partners, employees, agents, contractors and vendors (individually and collectively, the "Indemnities") from and against all liability, claims, suits, damages, judgments, costs and expenses of whatever nature, including but not limited to construction defect, mold or other claims, attorneys' fees and disbursements to which the Indemnities may become subject by reason of or arising out of any injury to or death of any person(s), damage to the Property, loss of use of any property, or otherwise in connection with the performance or nonperformance of BRG's obligations under this Agreement as related to claims by third parties. The Project shall promptly reimburse the Indemnities for all amounts, including attorneys' fees and disbursements, which the Indemnities are required to pay in connection with or in defense of any of the matters in which the Indemnities are entitled to indemnification as set forth in this Paragraph.

## Compensation

BRG will provide the services outlined in this proposed contract for a fee of \$6,000.00. Fifty Percent (50%) of this fee is due upon acceptance of this proposed contract. The balance is due upon acceptance of the final draft or 30 days after delivery of the first draft, whichever occurs first.

## Deliverables

It is anticipated it will take 60 days from the receipt of this accepted proposal, including checklist items, to deliver the first draft to the Project Manager.

BRG will provide a reasonable quantity of report drafts, options, and "what if" scenarios at no additional cost during the client's current fiscal year. A "Final" reserve study will be provided, when requested, at no additional cost. All full reserve study reports will be delivered as electronic PDF documents. Hardcopy reports are available for an additional \$0.12 per page plus postage.

## Attorneys' Fees and Costs

In the event a dispute arises under, or is related to, this contract and whether or not a lawsuit is filed or commenced, the prevailing party shall be entitled to all fees and costs, including attorneys' fees, incurred to enforce the terms of this contract.

## Insurance

BRG shall procure and maintain, at its cost and expense, the following insurance policies: Commercial General Liability Insurance; Workman's Compensation Insurance; Automobile Liability Insurance; and Errors and Omission Insurance. Proof of the preceding insurance coverage will be provided to the Project's Project Manager upon request by the Project to BRG.

## Miscellaneous

**Modification.** No modification of this contract shall be made or effective unless, and until, such modification is executed in writing by BRG and the Project.

**Complete Agreement.** This contract, including all exhibits referenced and attached hereto, represents the complete understanding of BRG and the Project with respect to its subject matter.

**Headings.** The headings in this contract are for reference purposes only and shall not affect, in any way, the meaning or interpretation of this contract.

**Choice of Law.** This contract shall be interpreted and enforced in accordance with the laws of California.



This proposed contract will remain binding on BRG for 365 days, after which date it will lapse. Should the Project Manager desire BRG to perform a reserve study for the Project on the foregoing terms, please execute and return this contract to BRG on or before such date.

Should you have any questions, please feel free to contact this office anytime and thank you for giving BRG an opportunity to bid on this project.

Sincerely,

*Robert W Browning*

California General Contractor's License 768851

I have reviewed the proposal as outlined above and approve the terms set forth.

BY: \_\_\_\_\_

BY: *Robert W Browning* \_\_\_\_\_

TITLE: \_\_\_\_\_  
*Hidden Valley Lake Community Service District*

TITLE: Owner \_\_\_\_\_  
Browning Reserve Group, LLC

DATE: \_\_\_\_\_

DATE: December 04, 2024 \_\_\_\_\_

**Please answer the following:**

- Directions to Project (or provide one address within the project.)  
[\_\_\_\_\_] ZIP Code: [\_\_\_\_\_]
- Fiscal Year-End Month: [\_\_\_\_\_]
- Development Type: Condo[\_\_\_] Planned Development/Community[\_\_\_]  
Apartment[\_\_\_] Cooperative[\_\_\_] Other[\_\_\_\_\_]
- Development Type: \_\_\_\_\_
- Unit/Lot Qty: [\_\_\_\_\_] Building Qty: [\_\_\_\_\_] Phase Qty: [\_\_\_\_\_]
- Years Amenities Constructed: 1st [\_\_\_\_\_] Last [\_\_\_\_\_] (actual or anticipated)
- Name of qualified individual from the Project who may contact BRG for direction:  
[\_\_\_\_\_]
- Is a site inspection meeting required (not required by BRG)? [ Yes / No ]  
Meeting contact name: [\_\_\_\_\_]  
Phone: [\_\_\_\_\_] E-mail: [\_\_\_\_\_]  
If meeting is for access only, please check here: \_\_\_\_\_

**Please provide the following:**

- Signed Proposal
- Previous Reserve Study (if available)
- Blueprints (if available - as-builts preferred)
- Site Map (8½" x 11" preferred)
- CC&R's
- 2024/2025 Budget (Which clearly indicates the **RESERVE CONTRIBUTION**)
- Current Financial Statement (including Balance Sheet & Income Statement)
- June 30, 2024 Audit or Review (or balance sheet if no audit/review.)  
The **2024/2025** reserve fund starting balance **MUST** be provided!
- Common Area Keys: (Clubhouse, Pool, Pool Equipment Area, Etc.)
- Security Code for Access to the Project: [\_\_\_\_\_]
- Retainer Fee Per Proposal in Amount of: **\$3,000.00**  
(As of 1/1/2022, BRG is a California LLC with new EIN **87-4315752**)
- E-mail address for invoices: [\_\_\_\_\_]

**Please list contractors:**

	<i><b>Name</b></i>	<i><b>Phone Number</b></i>
Pool:	_____	_____
Landscaping:	_____	_____
Roofing:	_____	_____
Painting:	_____	_____
Paving:	_____	_____
Elevator:	_____	_____
HVAC:	_____	_____
Ponds:	_____	_____
Vehicle Gates:	_____	_____
Other:	_____	_____

**Please list any reserve component work planned this year:**

\_\_\_\_\_  
\_\_\_\_\_  
\_\_\_\_\_  
\_\_\_\_\_  
\_\_\_\_\_