



# Hidden Valley Lake Community Services District

## Finance Committee Meeting

### AGENDA

**DUE TO THE EVOLVING SITUATION WITH THE COVID-19 NOVEL CORONAVIRUS AND THE STATE OF CALIFORNIA STAY AT HOME ORDER, EXECUTIVE ORDER N-33-20, THIS MEETING SHALL ONLY BE AVAILABLE TO THE PUBLIC VIA TELECONFERENCE**

To join this meeting go to the [www.hvlcsd.org](http://www.hvlcsd.org)  
select the April 20, 2020 Finance Committee Meeting select **Join Microsoft Teams Meeting**  
Select **Join on the web instead.**

The general public may not attend this meeting at the district's offices due to social distancing requirements. For public comments during the meeting, the board president will inquire prior to board discussion if there are any comments from the public on each item. Members of the public are encouraged to submit their comment by email, the board secretary will submit any emailed comments to the board president. For purposes of submitting comments by email during the meeting please send your email to [pcuadras@hvlcsd.org](mailto:pcuadras@hvlcsd.org).

The public can send written comments to be received by the board secretary prior to 4 p.m. on April 17, 2020. The written comments will be read during public comments or the agenda item specified.

Mail comments to the attention of: Penny Cuadras, Hidden Valley Community Services District, 19400 Hartmann Road, Hidden Valley Lake, Ca 95467 or email at [pcuadras@hvlcsd.org](mailto:pcuadras@hvlcsd.org).

**DATE:** April 20, 2020

**TIME:** 2:00 pm

**PLACE:** Hidden Valley Lake CSD  
Administration Office, GM Office  
19400 Hartmann Road  
Hidden Valley Lake, CA

1. CALL TO ORDER
2. PLEDGE OF ALLEGIANCE
3. ROLL CALL
4. APPROVAL OF AGENDA
5. REVIEW and DISCUSS: Compensation Study presented by Robert DeLoach
6. REVIEW and DISCUSS: Proposal from Robert DeLoach & Associates to Update of Job Descriptions
7. REVIEW and DISCUSS: Proposal from Robert DeLoach & Associates for Recruitment Services
8. REVIEW and DISCUSS: March 4, 2020 Finance Committee Recommendations
9. REVIEW and DISCUSS: Preliminary Budget / CIP / Rate Study
10. PUBLIC COMMENT
11. COMMITTEE MEMBER COMMENT
12. ITEMS FOR NEXT AGENDA
13. ADJOURN

Public records are available upon request. Board Packets are posted on our website at [www.hvicsd.org/Meetings](http://www.hvicsd.org/Meetings).

In compliance to the Americans with Disabilities Act, if you need special accommodations to participate in or attend the meeting please contact the District Office at (707)987-9201 at least 48 hours prior to the scheduled meeting.

Public shall be given the opportunity to comment on each agenda item before the Governing Board acts on that item, G.C. 54953.3. All other comments will be taken under Public Comment.

### COMPENSATION CONSIDERATIONS


The findings contained in this Study are based on external data collected from the survey agencies taking into consideration the current position descriptions and actual job functions. The external data should be used as a starting point to assign a pay range, with consideration given to aligning classifications within job families. Using the survey results (hourly median), the Consultant identified the closest range in the District’s current pay range otherwise known as a “Match” compensation philosophy. (The closest range and step with each survey agency was split between the minimum and maximum hourly rate of pay. The maximum was selected for comparative purposes.) These findings are illustrative only, and subject to change at the direction of the Board of Directors. The Board of Directors may also select a lower or higher hourly rate of pay based on the desired compensation philosophy taking into account employee benefits and the District’s financial ability to pay.

Position Classification	Currently Hourly Max.	Survey Median Max.	Proposed Hourly Max. (Match)	% Adjustment to Max
Administrative Assistant/Secretary to the Board	\$33.00	42.03	\$42.03	21.48%
Full Charge Bookkeeper	\$38.41	\$38.41	\$38.41	13.76%
Senior Accounts Representative	\$29.15	\$33.94	\$33.94	14.11%
Accounts Representative	\$22.19	\$28.92	\$28.92	23.21%
Utility Supervisor	\$44.96	\$52.90	\$52.90	15.01%
Utility Operator II	\$34.91	\$35.26	\$35.26	.99%
Utility Operator I	\$28.11	\$32.97	\$32.97	14.76%
Utility Technician	\$21.94	\$29.61	\$29.61	25.90%
Water Resource Specialist	\$41.67	\$41.67	\$46.24	9.89%

The last compensation review was undertaken in 2015. Changes in employee wages (not benefits) are subject to some volatility over time due to a variety of economic factors and may increase or decrease in relation to the public agency market for similar positions. It is recommended that the Board consider adopting a process to review and modify as necessary employee compensation on an annual or bi-annual basis to eliminate large increases or decreases in employee wages in relation to the market. A “Median Wage Adjustment” program that automatically index’s employee wages to benchmark positions included in this Study would help the District manage future employee compensation expense.

**Cal-PERS Pension Retirement**

Agency	Plan Benefit	Employee Contribution
HVLCSD	PERS Classic: 2% @ 55 New employees: 2% @ 62	Employees pays 8% (Classic) Employee pays 6.75% (PEPRA)
City of Vallejo	PERS Classic: 2% @ 55 New employees: 2% @ 62	Employee pays 8% plus 1% of employer share (9%) New employee pays 6.25%
City of Napa	PERS Classic: 2.7% @ 55 and 2% @ 60 New employees: 2% @ 62	Classic employee pays 12.5% and 11.5%. New employees 4% plus ½ of full cost (10.75%)
City of Santa Rosa	PERS: Tier I: 3% @ 60% Tier II: 2.5% @ 55 Tier III: 2% @ 62	Employee pays 10.5% Employee pays 10.5% Employee pays 6.25%
City of Calistoga	PERS Classic: 2.5% @ 55 New employees: 2% @ 62	Employees pays full employee portion
City of Healdsburg	PERS Classic: 2.5% @ 50 New employees: 2% @ 60	Employee pays 7% Employee pays 9%
City of Windsor	PERS Classic: 2.5% @ 55 New employees: 2% @ 62	Employees contribute 3%
Sonoma Co. Water Agency	County pension system Tier I: 3% @ 60 Tier II: 2% @ 62 Tier III: 2.5% @ 67	No employee contribution
Clearlake County Water District	N/R	N/R
North Marin Water District	PERS Classic: 2.5% @ 55 New employees: 2% @ 62	Employee contribution not defined (*)
Valley of the Moon Water District	PERS Classic: 2.5% @ 55 New Employees: 2% @ 62	Employee contributes 7%
City of Yountville	PERS Classic: 2.7% @ 55 and 2% at 55. New employees: 2% @ 62	Classic employees pay 8% and 7%. New employees pay 6.75%



# DRAFT Compensation and Classification Study

April 2020

Submitted by



**THIS PAGE LEFT INTENTIONALLY BLANK**

## TABLE OF CONTENTS

INTRODUCTION.....	3
PART I – COMPENSATION SURVEY .....	4
Compensation Study Methodology .....	5
Labor Market Agencies .....	6
Organizational Data .....	8
Compensation Survey Results.....	9
Compensation Adjustment .....	10
Survey Data Sheets.....	11
Benefits Survey .....	21
Benefit Survey Results .....	22
PART II – CLASSIFICATION STUDY .....	27
Classification Study Methodology .....	28
Position Re-classification .....	29
Organizational Structure & Staffing Plan .....	31

## INTRODUCTION

This Compensation and Classification Study (“Study”) is presented to the Hidden Valley Lake Community Services District (“District”) for use in evaluating its current competitiveness with other agencies of comparable size and scope and in making compensation decisions consistent with the organization’s compensation philosophy. This information is valuable in addressing the District’s current and future needs to attract, retain and reward employees, and to ensure a competent and motivated workforce.

The Study comprised all District employees with the exception of the General Manager who has a separate employee agreement with the Board of Directors. The Board of Director’s and staff provided insight into its organizational structure and its current and future staffing needs as well as plans to optimize existing resources. The District has not experienced employee turnover in recent years as a result of its salary and benefits plan nor due to career advancement opportunities outside the District. Vacancies have occurred primarily due to retirements.

The Study focused on appropriately classifying employees based on their current duties and responsibilities, creating career ladders that allow for growth based on knowledge and skills of experienced employees and the alignment of salaries based on the labor market in order to retain current employees and attract new employees in the future.

This Study will summarize the methodology and survey results and provide valuable information providing the Board of Director’s and General Manager with the tools to evaluate and assess potential changes or modifications to the current compensation and benefit plan.



## **PART I – COMPENSATION STUDY AND BENEFIT SURVEY**

### **SURVEY METHODOLOGY**

Hidden Valley Lake Community Services District seeks to have a compensation plan that is competitive with the labor market and provides the ability to attract, retain and motivate employees. The District is located in the community of Hidden Valley Lake, in Lake County, CA. The labor market is established based on the geographic areas from which it would be reasonable to expect candidates would be willing to commute to work. The Consultant performed an analysis of comparable organizations within a 50-mile radius, which included agencies in Lake, Napa, Sonoma, Mendocino, Glenn, Colusa and Yolo Counties.

A number of widely accepted methods were used to establish the work plan relative to the Study. The Consultant performed the data collection and carefully analyzed the position classifications, organizational structure, personnel rules, applicable actions of the Board of Directors and related work performed by other consultants. This Study compares the District's current median or average pay with that of the identified labor market agencies. The Board of Directors may consider the data and develop recommendations in relation to the organization's competitive posture and whether they will choose to "lead", "lag" or "match" the labor market.

The Study included a survey of employee benefits across all agencies within the labor market focusing on benefits widely accepted within public sector employment. These include retirement or pension benefits, medical, dental, vision, and life insurance. The data developed when coupled with employee wages will provide the Board of Director's a benchmark of its total compensation plan for District employees. The Board of Director's may consider the data and develop recommendations in relation to the organizations competitive posture and whether they will choose to "lead", "lag", or "match" the labor market. Decisions may also be based on the organization's ability to pay.

A component of designing the optimum compensation plan for the District is analyzing the link between the organizational structure and its performance effectiveness. The District has undergone significant change and a detailed assessment of the organizations performance is recommended. The performance capacity of the current organizational structure is integral to our critical path process of initiating a compensation strategy.

<b>Compensation Study and Benefits Survey Methodology Analysis of Data and Recommendations</b>
1. Analyze and compile salary survey data and compute market median, (average salary).
2. Compare District's salary structure to the market median; prepare salary survey report and summary overview describing results.
3. Conduct survey of employee benefits compared to survey agencies; prepare summary report describing results of the District's current position of "Lead, Lag or Match".
4. Identify issues for further analysis and consideration for possible adjustment to the compensation plan for specific positions based on survey results and internal salary relationships.
5. Review, analyze and compile benchmark and best practice data collected from survey agencies to evaluate the effectiveness of the District's compensation plan, organizational structure and service delivery methods.
6. Review, analyze and compile information from the document review, employee interviews, focus groups, and benchmarking to guide the analysis conducted.
7. Identify areas within the current employee position descriptions and compensation plan that may need further analysis to improve organizational efficiency and effectiveness. Areas in which recommendations may be made include salary compaction, the organizational structure of the District, staffing levels and span of control, as well as industry best business practices compared to survey agencies.
8. Prepare and present preliminary report to the Board of Director's; receive feedback and edit as necessary.
9. Prepare a present final report to the Board of Director's and as determined by the Board of Director's to the employees.

## **PARTICIPATING ORGANIZATIONS**

The external survey for the District was conducted utilizing a group of comparable organizations within an identified labor market. Agencies were selected to ensure a representative sample of agencies that provide both water and sewer service. Additional factors taken into consideration in the survey of labor market agencies included the size of the organization, population, geographical proximity to the District, number of employees, and other labor market considerations.

The Consultant collected data from a variety of resources, including meeting with a focus group comprised of the Interim General Manager, Administrative Assistant/Secretary to the Board of Directors, and Full-Charge Bookkeeper.

The following list of eleven (11) agencies were determined to provide the highest degree of job match for survey purposes, and an appropriate balance of representative agencies from the various communities with the 50 mile radius.

The participating agencies include:

City of Vallejo  
City of Napa  
City of Santa Rosa  
City of Calistoga  
City of Healdsburg  
Town of Windsor  
Sonoma County Water Agency  
Clearlake Oaks County Water District  
North Marin Water District  
Valley of the Moon Water District

## COMPENSATION SURVEY TERMS

The purpose of the compensation survey is to provide data that may be useful in analyzing the organization's structure and competitive posture within a defined labor market. The following definitions are provided:

### Classification Titles, Descriptions and Job Matching

Each of the District's job descriptions were matched based on job content, rather than title, with each participating organization's comparable position(s). Classifications meeting 60% of the criteria were considered a job match. A blended rate was utilized in situations where two or more job descriptions were considered for the job match, utilizing an appropriate percentage based on the job analysis performed. In cases where the comparable organization's size and structure was larger and included a larger scope of responsibility (e.g. more functions and/ or staffing requiring greater degree of oversight) often associated with higher compensation, a lower level position was selected in the relative job family or a percentage factor adjustment was made to the reported rate as identified on the applicable survey. In cases where there were less than three comparable matches, the survey was found to be "inconclusive."

### Salary Range Minimum and Maximum

The salary range (minimum and maximum) is provided for those organizations that had a comparable position classification based on job content and relevant job factors. The salary minimum represents the minimum or salary low-point within a specific salary range or steps. Conversely, the salary maximum represents the maximum or high-point within a salary range. Where there were no comparable positions, the survey shows "N/M" – no match. In cases where the survey does not result in three or more job matches, the result is deemed "inconclusive."

**ORGANIZATIONAL DATA**

<b>Agency</b>	<b>Total # of Metered Water Customers</b>	<b>Annual Operating Budget</b>	<b>Total # of Full-Time Employees</b>
HVLCSD	2,481	\$2,973,757	12
City of Vallejo	38,000	\$40,045,588	95
City of Napa	25,000	\$29,764,450	63
City of Santa Rosa	53,000	\$41,189,565	76
City of Calistoga	3,000	\$3,447,065	18
City of Healdsburg	4,880	\$6,215,149	(1)
City of Windsor	3,000 (2)	N/R	15
Sonoma County Water Agency	N/R (3)	\$128,8m	115
Clearlake Oaks County Water District	N/R	N/R	N/R
North Marin Water District	21,000	\$26.7m	52
Valley of the Moon Water District	6,881	\$4,291,000	13

Notes:

- (1) City of Healdsburg water service employees shared with public works. Estimated number of employees allocated to water/sewer service is 16.
- (2) City of Windsor staff estimation of total connected services.
- (3) Sonoma County Water District did not provide the total number of metered customers in time to be incorporated in the Study,

**COMPENSATION SURVEY RESULTS**

The survey results shown below indicate the percentage that the District’s compensation rates are either ahead, or behind the defined labor market median for each comparable position classification. The labor rates utilized were the rates in effect at the time the Study was conducted, April 2020.

<p><b>POSITION CLASSIFICATION</b></p>	<p><b>+/- DIFFERENCE                      COMPARED TO                      LABOR MARKET                      MEDIAN/AVERAGE</b></p> <p><b>(Based on Hourly                      Maximum of the Current                      Salary Range)</b></p>
Administrative Assistant/Secretary to the Board of Directors	-21.48%
Full Charge Bookkeeper	-13.76%
Senior Accounts Representative	-14.11%
Accounts Representative	-23.21%
Utility Supervisor	-15.01%
Utility Operator II	-.99%
Utility Operator I	-14.76%
Utility Technician	-25.90%
Water Resource Specialist	-9.89%

## COMPENSATION CONSIDERATIONS

The findings contained in this Study are based on external data collected from the survey agencies taking into consideration the current position descriptions and actual job functions. The external data should be used as a starting point to assign a pay range, with consideration given to aligning classifications within job families. Using the survey results (hourly median), the Consultant identified the closest range in the District’s current pay range otherwise known as a “Match” compensation philosophy. (The closest range and step with each survey agency was split between the minimum and maximum hourly rate of pay. The maximum was selected for comparative purposes.) These findings are illustrative only, and subject to change at the direction of the Board of Directors. The Board of Directors may also select a lower or higher hourly rate of pay based on the desired compensation philosophy taking into account employee benefits and the District’s financial ability to pay.

Position Classification	Currently Hourly Max.	Survey Median Max.	Proposed Hourly Max. (Match)	% Adjustment to Max
Administrative Assistant/Secretary to the Board	\$33.00	42.03	\$42.03	21.48%
Full Charge Bookkeeper	\$38.41	\$38.41	\$38.41	13.76%
Senior Accounts Representative	\$29.15	\$33.94	\$33.94	14.11%
Accounts Representative	\$22.19	\$28.92	\$28.92	23.21%
Utility Supervisor	\$44.96	\$52.90	\$52.90	15.01%
Utility Operator II	\$34.91	\$35.26	\$35.26	.99%
Utility Operator I	\$28.11	\$32.97	\$32.97	14.76%
Utility Technician	\$21.94	\$29.61	\$29.61	25.90%
Water Resource Specialist	\$41.67	\$41.67	\$41.67	9.89%

The last compensation review was undertaken in 2015. Changes in employee wages (not benefits) are subject to some volatility over time due to a variety of economic factors and may increase or decrease in relation to the public agency market for similar positions. It is recommended that the Board consider adopting a process to review and modify as necessary employee compensation on an annual or bi-annual basis to eliminate large increases or decreases in employee wages in relation to the market. A “Median Wage Adjustment” program that automatically index’s employee wages to benchmark positions included in this Study would help the District manage future employee compensation expense.

# COMPENSATION SURVEY DATA SHEETS



**Position Title: Administrative Assistant/Secretary to the Board of Directors**

Labor Market Agency	Comparable Position Match	Hourly Min.	Hourly Max.
Hidden Valley Lake CSD	Administrative Assistant	\$27.05	\$33.00
City of Calistoga	Executive Assistant	\$31.19	\$37.91
City of Healdsburg	Deputy City Clerk	\$35.90	\$43.80
City of Yountville	Administrative Assistant II	\$30.17	\$36.67
City of Napa	Administrative Assistant	\$37.03	\$44.73 (1)
City of Santa Rosa	Deputy City Clerk	\$32.04	\$38.95
Sonoma County Water Agency	Administrative Aide	\$26.40	\$32.08
City of Vallejo	Administrative Secretary	\$25.55	\$31.06
North Marin Water District	District Secretary	\$50.56	\$61.46
Town of Windsor	Deputy Town Clerk	\$29.83	\$37.24
Valley of the Moon Water District	Administration/Finance Manager	\$40.77	\$49.56 (2)
Clearlake Oaks County Water District	Administrative Services Manager	\$35.17	\$48.97

Hourly Median	\$33.05	\$42.03
HVLCSD	\$27.05	\$33.00
Percentage Above or Below Median	-20.55%	-21.48%

Note:

(1.) The comparable position classification for the City of Napa (Administrative Assistant) was less than a 60% match and the hourly rate was adjusted downward by 10%. The position should remain a “benchmark position” with the adjustment.

(2.) The comparable position classification for the Valley of the Moon Water District (Administration/Finance Manager) was less than a 60% match and the hourly rate was adjusted downward 25%. The position should remain a “benchmark position” with the adjustment.

**Position Title: Full Charge Bookkeeper**

Labor Market Agency	Comparable Position Match	Hourly Min.	Hourly Max.
Hidden Valley Lake CSD	Full Charge Bookkeeper	\$31.48	\$38.41
City of Calistoga	No Comparable Position		
City of Healdsburg	Accounting Technician	\$30.95	\$37.76
City of Yountville	Accounting Technician II	\$35.64	\$43.24
City of Napa	Senior Accountant	\$43.01	\$51.97
City of Santa Rosa	Accounting Services Supervisor	\$37.07	\$49.01
Sonoma County Water Agency	Supervising Accountant	\$39.66	\$48.22
City of Vallejo	Accounting Manager	\$48.24	\$58.64
North Marin Water District	Senior Customer Services Representative	\$52.27	\$63.54
Town of Windsor	Accounting Technician	\$31.30	\$39.11
Valley of the Moon Water District	Administration/Finance Manager	\$50.97	\$61.96
Clearlake Oaks County Water District	Customer Service Representative Lead	\$24.21	\$36.57

Hourly Median	\$39.33	\$44.54
HVLCSD	\$31.48	\$38.41
Percentage Above or Below Median	-11.94%	-13.76%

**Position Title: Senior Accounts Representative**

Labor Market Agency	Comparable Position Match	Hourly Min.	Hourly Max.
Hidden Valley Lake CSD	Senior Accounts Representative	\$23.98	\$29.15
City of Calistoga	Accounting Assistant	\$26.80	\$32.57
City of Healdsburg	Accounting Assistant II	\$26.66	\$32.57
City of Yountville	Accounting Technician I	\$32.32	\$39.29
City of Napa	Account Clerk II	\$25.62	\$30.95
City of Santa Rosa	Accounting Technician	\$28.44	\$34.57
Sonoma County Water Agency	Senior Account Clerk	\$22.66	\$27.54
City of Vallejo	Accounting Technician	\$26.85	\$32.63
North Marin Water District	Senior Consumer Services Representative	\$34.86	\$42.38
Town of Windsor	Accounting Specialist (10 steps)	\$27.71	\$34.60
Valley of the Moon Water District	Senior Accounting Specialist	\$30.79	\$37.42
Clearlake Oaks County Water District	Customer Service Representative II	\$22.51	\$31.43

Hourly Median	\$27.54	\$33.94
HVLCSD	\$23.98	\$29.15
% Above or Below Median	-12.92%	-14.11%

**Position Title: Accounts Representative**

Labor Market Agency	Comparable Position Match	Hourly Min.	Hourly Max.
Hidden Valley Lake CSD	Accounts Representative	\$18.25	\$22.19
City of Calistoga	N/R		
City of Healdsburg	Accounting Assistant I	\$24.32	\$29.57
City of Yountville	Accounting Assistant	\$27.47	\$33.37
City of Napa	Accounting Clerk I	\$23.71	\$28.64
City of Santa Rosa	Accounting Aide	\$21.60	\$26.21
Sonoma County Water Agency	Account Clerk I	\$18.19	\$22.11
City of Vallejo	Accounting Clerk I	\$18.54	\$22.54
North Marin Water District	Receptionist/Cashier	\$29.79	\$36.21
Town of Windsor	Accounting Specialist (10 steps)	\$27.71	\$34.60
Valley of the Moon Water District	Accounting Specialist	\$30.45	\$37.02
Clearlake Oaks County Water District	Customer Service Representative I	\$14.53	\$18.94

Hourly Median	\$23.63	\$28.92
HVLCSD	\$23.63	\$22.19
Percentage Above or Below Median	-22.76%	-23.21%

Note: The City of Calistoga was not responsive in providing position data.

**Position Title: Utilities Supervisor**

Labor Market Agency	Comparable Position Match	Hourly Min.	Hourly Max.
Hidden Valley Lake CSD	Utility Supervisor	\$36.85	\$44.96
City of Calistoga	Maintenance Superintendent	\$44.66	\$54.29
City of Healdsburg	Utilities Maintenance Superintendent	\$40.46	\$49.18
City of Yountville	Public Works Supervisor	\$41.71	\$50.70
City of Napa	Water Quality Manager	\$56.28	\$67.99
City of Santa Rosa	Utilities System Supervisor	\$41.75	\$49.73
Sonoma County Water Agency	Water Agency Maintenance Supervisor	\$34.73	\$42.22
City of Vallejo	Assistant Water Distribution Superintendent	\$44.79	\$54.45
North Marin Water District	Water Distribution & Treatment Plant Operator	\$46.01	\$55.93
Town of Windsor	Senior Water System Operator	\$32.88	\$41.06
Valley of the Moon Water District	Water System Manager	\$52.21	\$63.47
Clearlake Oaks County Water District	N/R		

Hourly Median	\$43.54	\$52.90
HVLCSD	\$36.85	\$44.96
Percentage Above or Below Median	-15.38%	-15.01%

Note: The Clearlake Oaks County Water District was not responsive in providing position data.

**Position Title: Utility Operator II**

Labor Market Agency	Comparable Position Match	Hourly Min.	Hourly Max.
Hidden Valley Lake CSD	Utility Operator II	\$28.61	\$34.91
City of Calistoga	Senior Maintenance Technician	\$30.82	\$37.46
City of Healdsburg	Utility Worker II	\$31.21	\$37.94
City of Yountville	Water System Maintenance Worker II	\$35.16	\$42.74
City of Napa	Water Facilities Worker II	\$28.42	\$34.34
City of Santa Rosa	Utilities System Operator II	\$29.14	\$35.44
Sonoma County Water Agency	Water Agency Senior Maintenance Worker	\$30.20	\$36.82
City of Vallejo	Senior Water Distribution Technician	\$28.27	\$34.29
North Marin Water District	Asst. Water Distribution & Treatment Plant Operator	\$36.95	\$44.91
Town of Windsor	Water System Operator II	\$29.83	\$37.24
Valley of the Moon Water District	Water System Operator III	\$38.49	\$46.78
Clearlake Oaks County Water District	Distribution & Collections Operator II	\$22.95	\$33.19

Hourly Median	\$31.04	\$35.26
HVLCSD	\$28.61	\$34.91
Percentage Above or Below Median	-7.82%	-.99%

**Position Title: Utility Operator I**

Labor Market Agency	Comparable Position Match	Hourly Min.	Hourly Max.
Hidden Valley Lake CSD	Utility Operator I	\$23.04	\$28.11
City of Calistoga	Maintenance Technician II	\$27.27	\$33.15
City of Healdsburg	Utility Worker I	\$26.66	\$32.52
City of Yountville	Water System Maintenance Worker I	\$28.93	\$35.16
City of Napa	Water Service Worker	\$30.43	\$36.76
City of Santa Rosa	Utilities Systems Operator I	\$25.62	\$31.19
Sonoma County Water Agency	Water Agency Maintenance Worker II	\$25.45	\$30.94
City of Vallejo	Water Maintenance Worker I	\$21.50	\$26.14
North Marin Water District	Laborer	\$29.51	\$35.86
Town of Windsor	Water System Operator I	\$27.05	\$33.78
Valley of the Moon Water District	Water System Operator II	\$35.07	\$42.63
Clearlake Oaks County Water District	Distribution & Collection Operator I	\$18.02	\$24.63

Hourly Median	\$26.86	\$32.97
HVLCSD	\$23.04	\$28.11
Percentage Above or Below Median	-14.23%	-14.76%

**Position Title: Utility Technician**

Labor Market Agency	Comparable Position Match	Hourly Min.	Hourly Max.
Hidden Valley Lake CSD	Utility Technician - Utilities	\$18.04	\$21.94
City of Calistoga	Maintenance Technician I	\$24.74	\$30.07
City of Healdsburg	N/M		
City of Yountville	Utilities Operator in training	\$26.24	\$31.89
City of Napa	Water Facilities I	\$25.00	\$30.21
City of Santa Rosa	Utilities Technician	\$28.67	\$34.85
Sonoma County Water Agency	Water Agency Maintenance Worker I	\$20.46	\$24.87
City of Vallejo	Water Maintenance Worker I	\$21.50	\$26.14
North Marin Water District	Laborer	\$29.51	\$35.86
Town of Windsor	Utility Maintenance Worker I	\$25.75	\$32.16
Valley of the Moon Water District	Water Field Service Rep	\$26.83	\$32.61
Clearlake Oaks County Water District	Utility Technician	\$16.50	\$17.50

Hourly Median	\$24.52	\$29.61
HVLCSD	\$18.04	\$21.94
Percentage Above or Below Median	-26.42%	-25.90%



**Position Title: Water Resource Specialist**

Labor Market Agency	Comparable Position Match	Hourly Min.	Hourly Max
Hidden Valley Lake CSD	Water Resources Specialist II	\$34.28	\$41.67
City of Calistoga	Water Conservation Specialist	\$23.92	\$28.94
City of Healdsburg	Public Information & Community Outreach Coordinator	\$38.49	\$46.78
City of Yountville	N/R		
City of Napa	Water Conservation Specialist	\$33.49	\$40.45
City of Santa Rosa	Sustainability Representative	\$37.61	\$45.67
Sonoma County Water Agency	Water Agency Resource Program Technician II	\$29.15	\$35.44
City of Vallejo	Environmental Services Manager	\$41.53	\$51.09
North Marin Water District	Water Conservation Coordinator	\$58.01	\$70.51
Town of Windsor	Environmental Programs Manager	\$40.90	\$51.09 (1)
Valley of the Moon Water District	N/M		
Clearlake Oaks County Water District	N/M		

Hourly Median	\$37.88	\$46.24
HVLCSD	\$34.28	\$41.67
Percentage Above or Below Median	-9.52%	-9.89%

Note: (1) The duties and responsibilities for the comparable position classification for the Town of Windsor (Environmental Programs Manager) exceeded that of the District. The hourly rate was adjusted downward by 10%. The position should remain a “benchmark position” with the adjustment.

## BENEFITS SURVEY

Hidden Valley Lake Community Services District provides a range of benefits to all full-time employees and seeks to develop a compensation plan that is competitive with the labor market and provides the ability to attract, retain and motivate employees. Employee benefits when coupled with direct wages or salary represent the total compensation plan for all eligible employees. While most public agencies provide many of the same benefits, differences exist based on the individual agency including employer contributions levels to specific benefits. Employee contributions to benefit cost vary from agency to agency. The following benefits are provided to all eligible District employees.

Cal-PERS (Pension/Retirement)

Medical Insurance

Dental Insurance

Vision Insurance

Life Insurance

Other employer provided benefits:

*Deferred Compensation - Employee contribution*

*Tuition Reimbursement - Reimbursement of actual expense*

*Holiday Pay*

*Paid Vacation - Based on years of service*

*Paid Sick-Leave - Based on years of service*

For purposes of the benefits survey the primary employer provided benefits of retirement (pension), medical, dental, vision and life insurance were included in the survey. A benefit comparison for each of the survey agencies is included on the following data sheets.

**Cal-PERS Pension Retirement**

Agency	Plan Benefit	Employee Contribution
HVLCS D	PERS Classic: 2% @ 55 New employees: 2% @ 62	No employer contribution
City of Vallejo	PERS Classic: 2% @ 55 New employees: 2% @ 62	Employee pays 8% plus 1% of employer share (9%) New employee pays 6.25%
City of Napa	PERS Classic: 2.7% @ 55 and 2% @ 60 New employees: 2% @ 62	Classic employee pays 12.5% and 11.5%. New employees 4% plus ½ of full cost (10.75%)
City of Santa Rosa	PERS: Tier I: 3% @ 60% Tier II: 2.5% @ 55 Tier III: 2% @ 62	Employee pays 10.5% Employee pays 10.5% Employee pays 6.25%
City of Calistoga	PERS Classic: 2.5% @ 55 New employees: 2% @ 62	Employees pays full employee portion
City of Healdsburg	PERS Classic: 2.5% @ 50 New employees: 2% @ 60	Employee pays 7% Employee pays 9%
City of Windsor	PERS Classic: 2.5% @ 55 New employees: 2% @ 62	Employees contribute 3%
Sonoma Co. Water Agency	County pension system Tier I: 3% @ 60 Tier II: 2% @ 62 Tier III: 2.5% @ 67	No employee contribution
Clearlake County Water District	N/R	N/R
North Marin Water District	PERS Classic: 2.5% @ 55 New employees: 2% @ 62	Employee contribution not defined (*)
Valley of the Moon Water District	PERS Classic: 2.5% @ 55 New Employees: 2% @ 62	Employee contributes 7%
City of Yountville	PERS Classic: 2.7% @ 55 and 2% at 55. New employees: 2% @ 62	Classic employees pay 8% and 7%. New employees pay 6.75%

**Medical Insurance Plan – Agency Contribution to Any Plan**

Agency	Coverage and Contribution
HVLCS D	District pays 100% of medical – premium and co-pay
City of Vallejo	Cafeteria Plan offered to all full-time employees. City pays 75% of family plan coverage employee pays 25%
City of Napa	Cafeteria Plan offered to all full-time employees. City contributes \$500.00/month towards any plan
City of Santa Rosa	Cafeteria Plan offered to all full-time employees. City contribution of \$1,875 per month
City of Calistoga	Cafeteria Plan offered to all full-time employees. City pays 90% and employee pays 10%
City of Healdsburg	City pays 100% of lowest cost medical plan. Employee pays the difference for more expensive plans
City of Windsor	City offers three plans and pays 85% and employee pays 15%
Sonoma County Water Agency	County contribution of \$1,980 per month: approx. 80% - (maximum for family plan)
Clearlake County Water District	N/R
North Marin Water District	Participates in CalPERS Medical Insurance. Employer pays 80% and employee pays 20%
Valley of the Moon Water District	Employer pays 100% of employee medical and a percentage of family coverage
City of Yountville	Employees hired prior to 1/1/2011 – 100% paid for by City, 90% for employees hired after 2011

Note: Average non-HVLCS D employee contribution: Between 10% - 33% of basic medical plan (Family coverage)

**Dental/Vision Insurance Plan – Agency Contribution to Any Plan**

Agency	All employees
HVLCS D	District pays 100% of dental and vision plan coverage
City of Vallejo	City pays 100% of plan coverage
City of Napa	City pays 85% and employee pays 15% of plan coverage
City of Santa Rosa	City contributes \$176.72 per month per employee towards both dental and vision
City of Calistoga	City pays 100% of plan coverage
City of Healdsburg	City pays 100% of plan coverage
City of Windsor	City pays \$1,500 per employee per year for dental. City pays 100% of vision coverage
Sonoma County Water Agency	County pays @118.44 per month for dental and \$15.70 per month for vision for each employee
Clearlake County Water District	N/R
North Marin Water District	City pays \$1,500 per employee per year for dental. City pays \$184 per year per employee for vision coverage
Valley of the Moon Water District	District pays 100% of dental and vision plan coverage
City of Yountville	City pays 100% of dental and vision plan coverage

Note: Four of the survey agencies pay 100% of employee dental and vision coverage with the City of Windsor paying 100% of vision coverage only. Average non-HVLCSD employee contribution: 15% - 25%.

**Life Insurance Plan – Agency Contribution to Any Plan**

Agency	All Employees
HVLCSO	\$50,000 term policy. Premium paid for by the District
City of Vallejo	Coverage equal to two (2) times the annual employee salary up to \$250,000. Premium paid for by the City
City of Napa	\$50,000 term policy. Premium paid for by the City
City of Santa Rosa	\$20,000 term policy. Premium paid for by the City
City of Calistoga	\$50,000 term policy. Premium paid for by the City
City of Healdsburg	Non-responsive
City of Windsor	\$100,000 term policy. Premium paid for by the City
Sonoma County Water Agency	Coverage equal to one (1) times the annual salary. Premium paid for by the Agency
Clearlake County Water District	N/R
North Marin Water District	Coverage equal to one (1) times the annual employee salary. Premium paid for by the District
Valley of the Moon Water District	District contributes \$50.00 per month for term life insurance
City of Yountville	\$150,000 term policy. Premium paid for by the City.

Note: All agencies surveyed allow employee to purchase additional insurance at employee cost (payroll deduction).

## **EMPLOYEE BENEFIT CONSIDERTIONS**

The increasing cost of employer provided benefits and specifically their long-term pension obligation, medical and retiree medical expenses, is having an effect on the overall cost-of-service for many organizations. In recent years agencies have modified their compensation practice to include strategies that reduce the employer short-term and long-term financial impacts with accommodations for current employees. The District provides a generous benefit package to its employees, however the benefit survey indicates that it is not excessively so in relation to other survey agencies. A two-tier plan that requires a modest employee contribution or caps benefits for current employees and requires new employee (hired after a date certain) to make a contribution towards their pension and medical cost (including retiree medical) should be considered.

## PART II – CLASSIFICATION STUDY

### **CLASSIFICATION STUDY METHODOLOGY**

The District seeks to have a job classification plan that accurately reflects the duties, responsibilities, and essential functions of each position. The work of employees in each position should be consistent with the assigned classifications and job specifications. As part of the Study the Consultant independently evaluated each position and position title to determine if the positions were properly classified on the scope of responsibility, span of control, knowledge, skills and abilities, any special requirements including licenses and certification needed by employees. It is reasonable to assume that some position classifications will have limited comparable market data such as differences in operational performance needs and operational size, differences in the size of the organization and span of control or, the position is unique to the District and not found with other agencies. Further, the Consultant prepared recommendations for new job classifications and/or job titles for some positions based on key job factors and distinguishing characteristics.

A number of widely accepted job analysis methods were used to establish the work plan and to achieve greater validity and acceptability of the study findings. The Consultant initially conducted planning discussions with the Interim General Manager, Administrative Assistant/Secretary to the Board of Directors, Full Charge Bookkeeper and the Utility Supervisor to clarify the objectives of the Study and the positions to be reviewed. As part of the Study, the Consultant prepared customized Position Descriptions Questionnaires (“PDQ’s”), conducted an orientation session with all District employees, analyzed the completed questionnaires, and reviewed the PDQ’s with the Supervisor for all affected positions.

In conjunction with the PDQ, the Consultant reviewed the District’s organization chart, employee classification plan and salary ranges. The Consultant interviewed all incumbents individually to obtain detailed information about work requirements and the nature of supervision exercised and received. Job descriptions were analyzed to determine if alignment existed between employee job functions and the description of duties and responsibilities.



**Classification Study Methodology  
Organizational Staffing Analysis/Job Analysis**

1. Conduct project planning meeting with District Representatives to review scope of work.
2. Receive District's current job descriptions in electronic format; create customized individual Position Description Questionnaires (PDQ's) for employees and supervisors related to job content.
3. Provide information request to District representatives to obtain documentation to be used in the analysis of the staffing plan. Documents included organizational charts, staffing information, work plans, technology plans, performance and workload indicators, policies and procedures, etc.
4. Conduct orientation session with employees and supervisors to overview the scope of work and to disseminate PDQ's.
5. Receive and review employee completed PDQ's; prepare specific questions and meet with incumbent employees based on their individual PDQ.
6. Conduct individual meetings with Interim General Manager, Administrative Assistant/Secretary to the Board of Directors, Full Charge Bookkeeper and Utility Supervisor. Interviews will provide perspective on workload distribution, staffing reporting relationships, policies and procedures, service levels and performance data, use of technology, and other factors impacting service delivery.
7. Review and evaluate PDQ's, interview notes and other organizational data provided by the District; analyze for knowledge, skill, ability, education and experience relevance, conformity with ADA language relative to essential job functions (including physical requirements); develop classification recommendations as needed (add new, delete, consolidate, title change and/or reclassify).
8. Discuss and finalize job description format with District; develop new job descriptions as needed for all classifications in the Study. (Not In Contract)
9. Meet with District Representatives to review proposed changes to the classification plan, organizational structure and employee allocation recommendations. Propose modifications to current position descriptions.
10. Prepare and present preliminary report to committees of the Board of Directors, receive feedback and edit as required for presentation to the full Board of Directors.

**POSITION CLASSIFICATIONS and JOB TITLES**

The classification study utilized the current organizational structure and position classifications/titles when conducting the external survey of the approved survey agencies. The District’s employee job classifications were surveyed primarily based on job content and responsibilities rather than the individual job title alone. Each position classification was independently evaluated to determine if the positions were appropriately classified based on the scope of responsibility, types of knowledge, skills and abilities, education and required certifications and/or licenses. Position classifications are key to evaluating comparable compensation within like or similar positions in the labor market.

Based on the results of the external survey and internal analysis of the position classifications, three of the current position classifications and position titles would need to be changed to align with classifications typically associated with industry standards and generally accepted utility practice. These are shown in the chart below.

CURRENT POSITION CLASSIFICATION	PROPOSED POSITION CLASSIFICATION
General Manager (Not included in Study)	No Change
Administrative Assistant/Secretary to the Board of Directors	Administrative Services Manager
Full Charge Bookkeeper	Accounting Supervisor
Senior Accounts Representative	No Change
Accounts Representative	No Change
Utility Supervisor	Operations Manager
Utility Operator II & Utility Operator I	No Change
Utility Technician	No Change
Water Resource Specialist	No Change

As noted in the chart above, three positions are proposed to be reclassified to more accurately reflect and align with their actual duties and responsibilities. The duties assigned to each position are consistent with the current position description requirements, and include additional responsibilities identified in the Position Description Questionnaire, and verified by an immediate supervisor where appropriate, and found to be consistent with positions included in the labor market survey requiring similar or identical responsibility. The District is a small agency requiring employees to assume a broader range of responsibilities including responsibility for program or project management and staffing oversight. The justification and description requirements of the positions proposed for reclassification are as follows:

### **Analysis of Administrative Assistant/Secretary to the Board of Directors**

The Administrative Assistant/Secretary to the Board of Directors (“Administrative Assistant”) manages or assists with most administrative service functions and programs, and performs a variety of complex duties and functions that extend beyond that of the current position description. The core responsibilities related to management and administration of activities of the Board of Directors, public meetings and support for the General Manager are the primary function of the position. In smaller organizations, duties and responsibilities often crossover into other functional areas to efficiently manage the needs of the organization. The number of comparable position classifications can be limited. The Administrative Assistant manages and assumes a number of duties that include human resource and personnel administration and is the primary employee contact for all human resource related issues. Similarly the position supports several functions typically associated with a finance or engineering support function such as management of customer liens, retention management of records and legal documents, workers compensation matters, employee injury reports, employee licensing and credentials, and new employee on-boarding. Many agencies of similar size and scope outsource the complex and technical human resource functions and consideration should be given to doing so in this case. A contract for these services will need to be managed by a District employee and there will continue to be routine or non-complex employee personnel issues that should be assigned to a full-time District employee. In this instance the Administrative Assistant position should be reclassified to reflect the actual scope of responsibilities and consideration given to a change in the position title. The survey of market agencies reflects a variety of position titles, however the title of Administrative Services Manager most closely aligns with the needs of the position.

### **Full Charge Bookkeeper**

The review of position classifications for similar and related positions from each of the survey agencies found that there were no matches for the Full Charge Bookkeeper (“Bookkeeper”) job title. There were however a number of position descriptions that were a match for the current position description. The current position is the senior most position dealing with all aspects of the District’s finances and provides various financial and treasury reports to the Board of Directors as required. The position supervises and oversees all aspects of the District’s financial management systems including budget, banking, accounts payable and receivable, payroll administration, rate management, investments and customer account management. The Bookkeeper is the primary position in the current organizational structure for all issues related to customer accounts that are not handled by the Account Representative. The current organizational structure indicates that the Senior Account Representative reports directly to the General Manager, although in practice the Bookkeeper supervises the activities of both the Senior Accounts Representative and the Accounts Representative. Consideration should be given to reclassifying and retitling the Bookkeeper position to Accounting Supervisor and creating a job family or series with the Senior Accounts and Accounts Representative positions reporting to the Accounting Supervisor.

### **Utility Supervisor**

The Utility Supervisor is the most senior operational position in the District and reports directly to the General Manager. The position requires extensive experience and knowledge of all aspects of the Districts water and wastewater operations including critical aspects of customer service, budget and administration. This extends to direct interaction with members of the Board of Directors and the public. In the absence of the General Manager this position is frequently called upon to provide guidance and direction to staff and as needed for the General Manager and Board of Directors. Consideration should be given to reclassifying the position to Operations Manager to reflect the senior management responsibilities inherent in the position and provide greater support for all aspects of District operations. To provide for greater continuity of leadership of the District, the reclassification of the position would include the additional responsibility of serving in a temporary capacity in the absence of the General Manager.

The compensation analysis did not take into consideration an allowance for the expanded duties and responsibilities of the Utilities Supervisor assuming a higher management role in an 'acting' or temporary capacity. The common practice is to make an adjustment of 15% in the hourly rate for the period of time the Utility Supervisor would be serving in the temporary role. The alternative and recommended approach would be to modify the current position classification plan consistent with rational noted above and modify the compensation to reflect the permanent role and responsibility. A minimum of a 10% adjustment would be warranted.

## **ORGANIZATIONAL STRUTURE AND STAFFING PLAN**

The current organizational structure (organization chart) reflects the current operational practice of all employees reporting directly to the General Manager with the exception of the Operator and Utility Technician job classifications. (The current organization chart is shown as Exhibit A of the Study). The Operator position classification is currently the only classification that reflects a defined job series, (Operator II and Operator I). A job series within a specific position classification provides for increased performance management while promoting career development and growth. The current organization structure is represented on the following page.

The Study did not evaluate the performance characteristics of the current organizational structure although an alternative organizational structure developed by the staff and Board of Directors is currently under consideration. The Consultant has reviewed this alternative structure and believes

that the District will be able to modify the plan of organization and incorporate new or revised position descriptions that create improved span of control and performance management. The proposed organizational structure incorporating these changes is included as Exhibit B.

Exhibit A

2019 ORGANIZATIONAL CHART

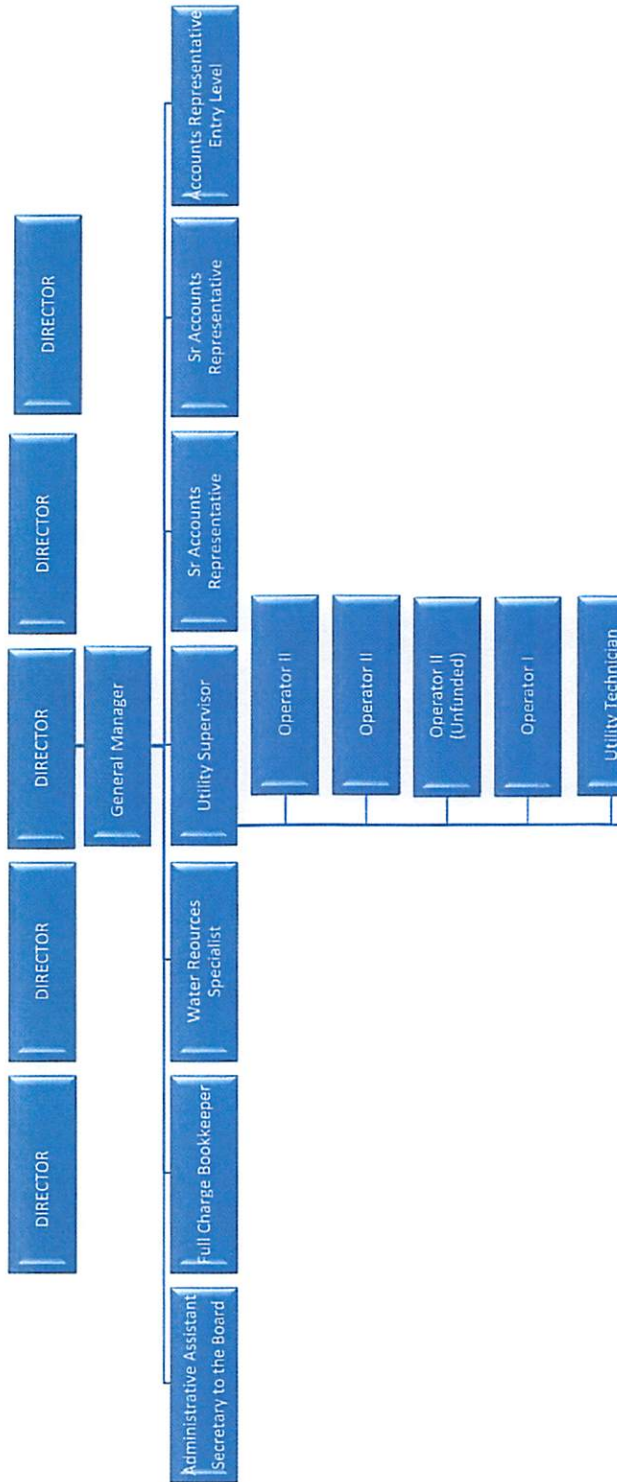
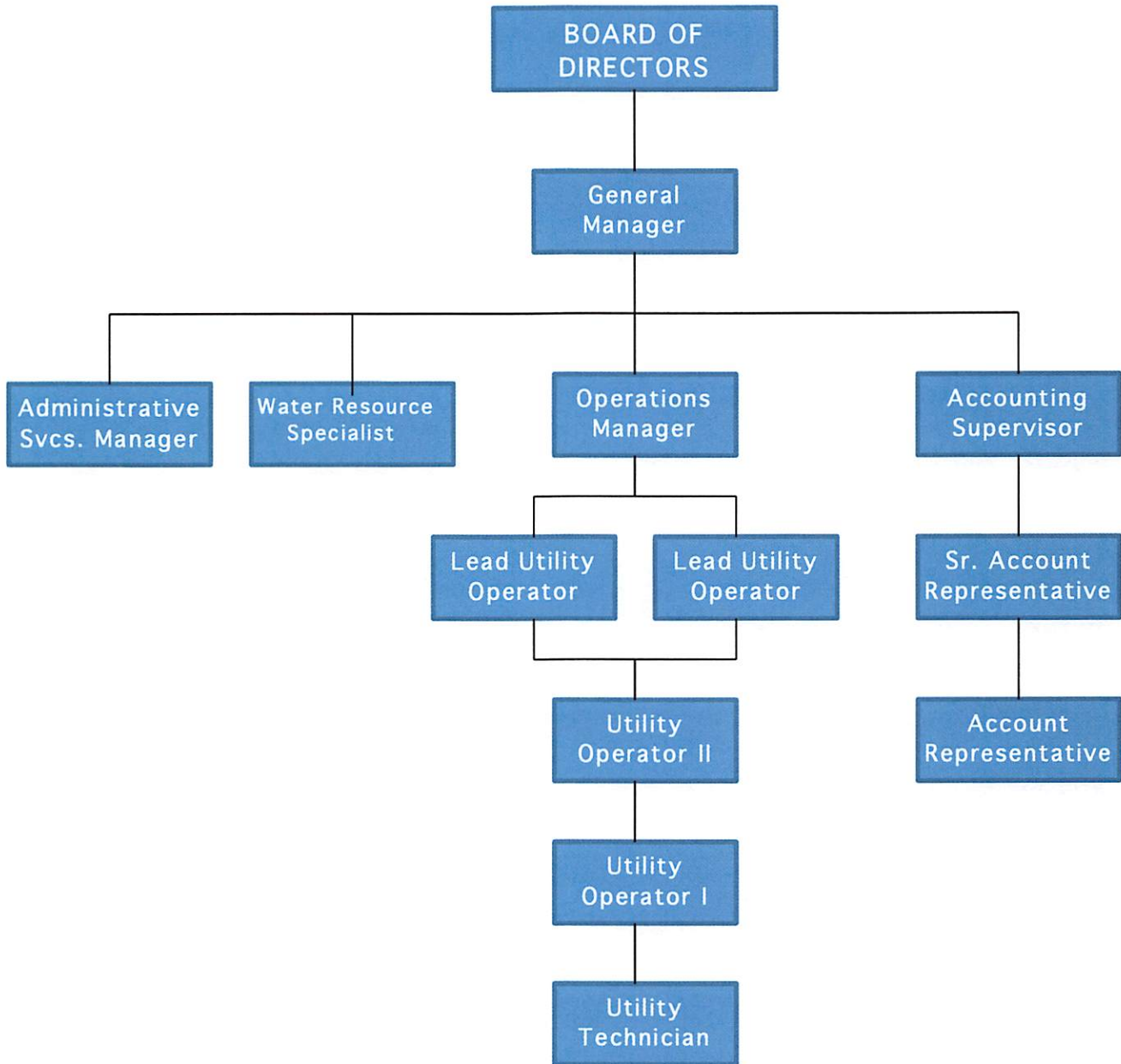


Exhibit B

PROPOSED ORGANIZATIONAL STRUCTURE



Proposed new job series: Utility Operator and Account Representative



April 6, 2020

Ms. Penny Cuadras  
Administrative Assistant/ Secretary to the Board of Directors  
**Hidden Valley Lake Community Services District**  
19400 Hartman Rd.  
Hidden Valley Lake, CA 95467

**Subject: Proposal to Update Employee Position Descriptions**

Dear Ms. Cuadras;

Per your request we are providing the following proposal to update the current position descriptions for the HVLCSD.

- 12 position descriptions (Includes the General Manager)
- Updated position description, job duties, and position requirements
- Conform to Americans with Disabilities Act requirements for essential and reasonable accommodation for current and prospective employees
- Standardized format incorporating published salary and benefits
- Digitalized format for publication and District website

Fee Proposal: \$1,250.00. (Fee is inclusive of consultant expenses.)

We are prepared to initiate this work upon notice to proceed. If there is additional information you need or questions concerning our proposal please contact us at your convenience.

Respectfully;

***Robert A. DeLoach, President***  
**DELOACH & Associates, Inc.**  
(909)758-0273  
robertadeloach1@gmail.com





March 31, 2020

Mr. Paul Kelly  
Interim General Manager  
Hidden Valley Lake CSD  
19400 Hartman Rd.  
Lake, CA. 95467

**SUBJECT: PROPOSAL TO PROVIDE RECRUITMENT SERVICES FOR  
THE HIDDEN VALLEY LAKE COMMUNITY SERVICES  
DISTRICT: GENERAL MANAGER and WATER RESOURCE  
SPECIALIST**

Dear Mr. Kelly;

DELOACH & Associates, Inc. ("Consultant") is pleased to submit our proposal to provide recruitment services for the General Manager and Water Resources Specialist positions with the Hidden Valley Lake Community Services District, ("District"). A Scope of Work and Fee Proposal accompanies this cover letter. I have also provided a proposed recruitment schedule, which can be modified to meet the District's needs and ensure that we identify the most desirable candidates for each position. A list of the various components contained in our background investigation service along with a unit cost for each specified service is also included.

Attracting the most desirable and qualified candidates for these positions will require development of a marketing and outreach effort that focuses on the unique characteristics and needs of the District. Our primary focus will be the water and wastewater utility industry in California and specifically the northern regions of the State. Our experience in providing consulting and recruitment services for water and wastewater agencies throughout the State has allowed us to develop a network of potential candidates that have the knowledge and leadership skills to serve as your next General Manager. Similarly, we will leverage our experience and networking capability in recruitment of the Water Resource Specialist position.

As President of DELOACH & Associates, Inc. I am authorized to negotiate terms and conditions of this proposal as well as obligate Consultant during the duration of the recruitment project. I will assume the lead role and responsibility as Project Director and will be responsible for the successful completion of the recruitment. We will commit the necessary resources to achieve the highest levels of quality control, commitment to meeting project timelines and budget to ensure the most successful recruitment.

I look forward to discussing our proposal and firm qualifications to conduct this recruitment with you at your convenience. If you have any questions or would like to discuss our proposal in greater detail please do not hesitate to contact me at your convenience.

Respectfully,

**Robert A. DeLoach, President**

**DELOACH & Associates, Inc.**

8780 19<sup>th</sup> Street, Suite 402

Rancho Cucamonga, CA. 91701

(w) (909) 758 – 0273

(c) (951) 206 – 5886

[robertadeloach1@gmail.com](mailto:robertadeloach1@gmail.com)

[www.deloachassociates.com](http://www.deloachassociates.com)

## **RECRUITMENT SERVICES SCOPE OF WORK**

DEOACH & Associates, Inc. (“Consultant”) shall provide recruitment services for the General Manager and Water Resource Specialist positions for the Hidden Valley Lake Community Services District (“District”). The recruitments will be conducted concurrently. The Scope of Work shall include the following tasks:

## Scope of Work

### **Task 1 – Pre-recruitment services, position description and marketing plan**

- Develop a description of the desirable traits, experience and skills for the General Manager and Water Resource Specialist positions to be included in collateral recruitment material.
- Review Districts proposed compensation and benefit plan for the each position
- Develop a description of the positions, the District, its service area and location, and any unique characteristics of the District
- Consultant to prepare collateral advertising materials for both positions for approval by the District
- Develop a “Notice Inviting Applicants” for both positions (“Job Flyer”)
- Develop advertising and marketing plan:
  - Distribution of Notice Inviting Applicants to industry and professional forums in electronic, web based and printed format, including personal distribution
  - Consultant shall be responsible for maintaining marketing and advertising materials for both positions throughout the term of the recruitment process

### **Task 2 – Coordinate receipt and review of candidate resumes, and related materials, review candidate qualifications and prepare initial ranking of eligible candidates for both positions**

- Coordinate receipt of candidate resumes, applications and related material
- Conduct initial review of applicant submittal material, position qualifications, job match alignment, and verification of employment history
- Consultant to interview candidates to clarify information related to their work experience and qualifications
- Develop a list of qualified candidates for review with District representatives to include the Board of Directors and/or the interim General Manager for the Water Resource Specialist position

### **Task 3 – Pre-interview testing and facilitation of formal interviews**

- Develop supplemental questionnaire for selected candidates for both positions
- Conduct DISC Leadership Performance Profile for selected candidates
- Develop interview questions for candidate interviews
- Schedule candidate interviews and preparation of interview panel
  - General Manager:
    - Provide binders for each interview panelist to include recruitment materials, candidate information, Supplemental Questionnaire responses, and DISC profile
    - Conduct candidate screening interview with Personnel Committee prior to interview with the full Board (*optional*)
    - Coordinate candidate interviews (Consultant to participate as an observer and moderator)
    - Selection of ideal candidate for the General Manager position

(Task 3 Cont'd.)

#### Water Resources Specialist

- Assist District in selection of participants for interview panel (Recommended that the Interim General Manager participate as a member of the interview panel)

- Provide binders for each interview panelist to include recruitment materials, candidate information, Supplemental Questionnaire, and DISC profile
- Assist with coordination of candidate interviews (Consultant to participate as an observer and moderator)
- Selection of ideal candidate for the Water Resource Specialist position

**Task 4 – Candidate background investigation and offer of employment**

- Selection of candidate for each position
- Conduct candidate background investigation (See attached background investigation services)
- Coordinate notice and offer of employment for each position
- General Manager - Assist with development of employment agreement as needed

**FEE PROPOSAL AND SCHEDULE**

DELOACH & Associates Inc., proposes to provide professional recruitment services for the General Manager and Water Resource Specialist positions for the Hidden Valley Lake Community Services District for a fee of **\$30,000.00**. (The fee for the General Manager recruitment is \$22,000.00) Consultant fee is considered a “Not to Exceed” fee without prior authorization from the District. Reimbursable expenses will be invoiced at cost. (Estimated expenses itemized below).

Recruitment Reimbursable Expenses

- |  |                       |
|--|-----------------------|
| 1. Marketing materials, photography and printing                                     | \$4,500 - \$6,000     |
| 2. Advertising (trade publications and on-line job boards)                           | \$850 - \$2,500/month |
| 3. Disc Management Profile   | \$250/each            |
| 4. Background investigative services<br>(Background investigative services attached) | \$100 - \$200/each    |

**RECRUITMENT SCHEDULE**

The Recruitment Schedule was developed based on the availability and coordination of both the District and Consultant. Consultant will commit the necessary resources to meeting the scheduling requirements of the District. (Refer to Tasks identified in the Scope of Work).

<b>Task</b>	<b>Description</b>	<b>Schedule</b>
1	Pre-recruitment services: develop position description and proposed compensation, develop marketing plan and job flyer for District approval. Conduct advertisement and marketing.	8-12 weeks
2	Coordinate receipt of candidate resumes, review candidate qualifications, employment history and prepare initial ranking of candidates. Identify finalist for interview.	1 - 2 weeks
3	Distribute supplemental questionnaire and DISC profile, develop interview questions and preparation of interview materials for both positions. General Manager - coordinate candidate interviews with Personnel Committee and Board of Directors Water Resource Specialist – Preparation of interview panel and assist with coordination of interviews	3-4 weeks
4	Selection of candidate for each position, conduct background investigations and assist with offer of employment.	1 week
<b>Tasks 1-4</b>	<b>Project schedule to completion including offer of employment.</b>	<b>13 – 19 weeks</b>

**CANDIDATE BACKGROUND INVESTIGATION SERVICES**

Option 1

\$90.00/ea.

- Social Security trace and validation
- County criminal search (one name, one county)
- Employment credit report
- Education verification (Highest degree or certificate)

- Professional license verification

Option 2

\$120.00/each

- Social Security trace and validation
- County criminal search (one name, all counties)
- Employment credit report
- Education verification (highest degree)
- Professional license verification

Option 3

\$150.00/each

- Social security trace and validation
- County criminal search (all names, all counties)
- Employment credit report
- Education verification (highest degree)
- Professional license verification

Additional services:

1. DMV/MVR driving history \$18.00 each
2. National criminal records search \$20.00 each
3. National sexual offender registry search \$25.00 each

Note:

1. A third-party administrator will conduct background investigations.
2. Allow 5-8 business days to complete individual background investigation.



**HIDDEN VALLEY LAKE COMMUNITY SERVICES DISTRICT  
FINANCE COMMITTEE REPORT  
MEETING DATE: MARCH 4, 2020**

The Hidden Valley Lake Community Services District Finance Committee met at the District office located at 19400 Hartmann Road, in Hidden Valley Lake, California.

Present were:

Director Mirbegian

Director Graves

Interim General Manager, Leo Havener

Full Charge Bookkeeper, Trish Wilkinson

Secretary to the Board, Penny Cuadras

Field Supervisor, Dennis White

**CALL TO ORDER**

The meeting was called to order at 1:01 pm by Director Mirbegian.

**APPROVAL OF AGENDA**

On a motion made by Director Graves and seconded by Interim General Manager, Leo Havener the Committee unanimously approved the agenda as written.

**Prebudget Discussion**

The Committee discussed the budget process and the necessity of remaining disciplined and focused on priority projects.

**The Committee recommendations:**

- Approve proposed organization to Field Staffing according to Title 22 structure, to be implemented in phases
- Consider option of Field Supervisor assuming position in the absence of the GM
- 1 Year Hiatus of Civic Spark– in order to create funding for reorganization of field staff
- No Changes to Employee Benefits
- Cut Director Benefits to Director only
- GM to narrow parameters on FEMA projects

**The Committee recommendations for the 2020/21 FY Budget:**

- Identify and establish funding for Unit 9 Tank \$2M (Consider Tank Lining) GM to look into options
- Budget for the replacement of Hand-Helds
- Allocate funding for Moratorium appeal process
- Continue annual dedication of \$100K to I&I
- Budget an annual dedication of \$40K (5150 split 120-130) for SCADA upgrades
- Consider funding position/range increases based on results of the Total Compensation Study
- Reinstate COLA and budget a +/-3% Salary Increase (amount unknown)
- Budget 10% Salary increase to Field Supervisor if Assistant GM position approved

**PUBLIC COMMENT**

No public present.

**COMMITTEE MEMBER COMMENT**

Staff and Board are to filter all questions, concerns and requests through the General Manager.  
Staff will provide a standard format for budgeted line items.

**ADJOURNMENT**

The meeting was adjourned at 2:54 p.m.