



Hidden Valley Lake Community Services District Regular Board Meeting Tuesday, December 21, 2021 – 7:00 PM

This meeting will be conducted with in person attendance permitted in accordance with county and state covid guidelines, including mask requirements for all those attending in person.

Public participation is welcome and encouraged. Members of the public shall be given the opportunity to comment on each agenda item before the Governing Board acts on that item, G.C. 54953.3. All other comments will be taken under Public Comment.

PLACE: Hidden Valley Lake CSD
Administration Office, Boardroom
19400 Hartmann Road
Hidden Valley Lake, CA

- 1) CALL TO ORDER
- 2) PLEDGE OF ALLEGIANCE
- 3) ROLL CALL
- 4) APPROVAL OF AGENDA
- 5) CONSENT CALENDAR
 - A. MINUTES: Approval of the November 9, 2021, Finance Committee Meeting Minutes.
 - B. MINUTES: Approval of the November 16, 2021, Regular Board of Directors Meeting Minutes.
 - C. DISBURSEMENTS: Check # 038675 - # 038748 including drafts and payroll for a total of \$334,283.89.
- 6) BOARD COMMITTEE REPORTS (for information only, no action anticipated)
 - Finance Committee
 - Personnel Committee
 - Emergency Preparedness Committee
 - Lake Water Use Agreement-Ad Hoc Committee
 - Trane Ad-Hoc Committee
 - Valley Oaks Project Sub-Committee

BOARD MEMBER ATTENDANCE AT OTHER MEETINGS(for information only, no action anticipated)
ACWA/JPIA
- 7) STAFF REPORTS (for information only, no action anticipated)
 - Financial Report
 - Administration/Customer Service Report

ACWA State Legislative Committee
Field Operations Report
Projects Update
General Managers Report

- 8) **BOARD LIST OF PRIORITIES:**
 - Underground Infrastructure – Water Mainlines
 - I&I
 - Tank 9
 - Generators
 - SCADA

- 9) **DISCUSSION AND POSSIBLE ACTION:** Authorize the General Manager to Purchase 600 Meters, Radios, and Stakes for Approximately \$208,000 for the Next Phase in the AMI Project

- 10) **DISCUSSION AND POSSIBLE ACTION:** Authorize the General Manager to establish a Memorandum of Understanding with HVLA regarding the Rural Recreation and Tourism Program (RRTP).

- 11) **DISCUSSION AND POSSIBLE ACTION:** Possible Course of Action for Mainline Replacement

- 12) PUBLIC COMMENT

- 13) BOARD MEMBER COMMENT

- 14) ADJOURN

Public records are available upon request. Board Packets are posted on our website at www.hvlcsd.org/meetings . In compliance to the Americans with Disabilities Act, if you need special accommodations to participate in or attend the meeting, please contact the District Office at 987-9201 at least 48 hours prior to the scheduled meeting.



**HIDDEN VALLEY LAKE COMMUNITY SERVICES DISTRICT
FINANCE COMMITTEE REPORT
MEETING DATE:
Tuesday November 9, 2021 – 12:30 P.M.**

The Hidden Valley Lake Community Services District Finance Committee met at the District office located at 19400 Hartmann Road, Hidden Valley Lake, California.

Present were:

Director Jim Freeman
Director Gary Graves
Dennis White, General Manager
Trish Wilkinson, Accounting Supervisor
Alyssa Gordon, Project Manager
Penny Cuadras, Administrative Services Manager

CALL TO ORDER

The meeting was called to order at 12:32 PM by Director Freeman.

APPROVAL OF AGENDA

It was moved by Director Freeman, seconded by Director Graves, to approve the November 9, 2021, Finance Committee agenda as presented.

No further discussion
No public comment

Roll Call:

Ayes: (2) Directors Graves, and Freeman

Nays: (0)

Abstain: (0)

Absent: (0)

Tuesday November 9, 2021, Finance Committee Agenda approved by roll call vote.

REVIEW AND DISCUSS:

Audit FY Ending June 30, 2020, Presented by Smith and Newell

The Committee recommends Smith and Newell present the audit report to the full Board for review and acceptance during the November Board of Directors meeting.

**REVIEW and DISCUSS:
OPEB- Retirement Liability**

The Committee recommends staff include presentation in the November Board packet for review. The Committee staff provide additional options and bring back to the December committee meeting.

**REVIEW and DISCUSS:
Monthly Financial Reports & Disbursements**

The Committee reviewed and discussed the financial reports for the period ending October 31, 2021. Staff addressed inquiries as presented by the committee.

**REVIEW AND DISCUSS:
Recommend Purchase Approval of a Mini Excavator for a Price not to Exceed \$75,000**

The Committee recommend staff provide a cost comparison to the full Board for review and approval of the purchase of a Mini Excavator not to exceed \$75,000.

REVIEW AND DISCUSS:

Recommend GM Authorization to Contract with Local Government Commission (LGC) for a CivicSpark Fellowship

LGC waived the cost of this Fellow to the District for the entire service year. The Committee agree to staff's recommendation, include in the November GM Report as informational only.

REVIEW AND DISCUSS:

Recommend Ordinance 59.1 Enforcement

The Committee recommends staff bring Ordinance before the full Board following all revisions.

REVIEW and DISCUSS:

Projects Update

Staff provided the Committee with an update on current and future projects. All previous disaster reimbursements have been paid.

PUBLIC COMMENT

No Public Comment

COMMITTEE MEMBER COMMENT

The Committee commended staff for clean audit and continued commitment to the District.

ADJOURNMENT

It was moved by Director Graves, second by Director Freeman to adjourn the meeting at 2:38 p.m..



**HIDDEN VALLEY LAKE COMMUNITY SERVICES DISTRICT
BOARD OF DIRECTORS MEETING MINUTES
MEETING DATE: November 16, 2021 – 7:00 PM**

The Hidden Valley Lake Community Services District Board of Directors met this evening at the District office located at 19400 Hartmann Road, in Hidden Valley Lake, California.

Present were:

Director Gary Graves, Vice President
Director Claude Brown
Director Jim Lieberman
Director Sean Millerick
General Manager, Dennis White
Administrative Services Manager, Penny Cuadras
Accounting Supervisor, Trish Wilkinson
Project Manager, Alyssa Gordon
Water Resources Specialist, Hannah Davidson
Norman Newell, Smith & Newell

Absent was:

Director Jim Freeman

CALL TO ORDER

The meeting was called to order at 7:01 P.M. by Director Graves.

APPROVAL OF AGENDA

It was moved by Director Graves, seconded by Director Lieberman, to table item 15 and approve the November 16, 2021, Regular Board Agenda as amended.

Roll Call Vote:

AYES: (4) Directors, Brown, Graves, Lieberman, Millerick and Graves

NAYS: (0)

ABSTAIN: (0)

ABSENT: (1) Director Freeman

Motion carries to approve November 16, 2021, Regular Board Agenda as amended.

REVIEW AND ACCEPT:

Audit FY Ending June 30, 2021, as Presented by Smith and Newell

It was moved by Director Millerick, seconded by Director Lieberman, to accept the Audit FY Ending June 30, 2021, as presented.

Roll Call Vote:

AYES: (4) Directors, Brown, Graves, Lieberman, Millerick and Graves

NAYS: (0)

ABSTAIN: (0)

ABSENT: (1) Director Freeman

Motion carries to accept the Audit FY Ending June 30, 2021, as presented.

CONSENT CALENDAR

It was moved by Director Lieberman, seconded by Director Millerick, to approve the Consent Calendar as presented.

(A) MINUTES: Approval of the October 2, 2021, Board Workshop Meeting Minutes.

(B) MINUTES: Approval of the October 7, 2021, Personnel Committee Meeting Minutes.

(C) MINUTES: Approval of the October 12, 2021, Finance Committee Meeting Minutes.

(D) MINUTES: Approval of the October 19, 2021, Regular Board of Directors Meeting Minutes.

(E) DISBURSEMENTS: Check # 038591 - # 038674 including drafts and payroll for a total of \$402,316.20.

No Further Discussion.
No Public Comment.

Roll Call Vote:

AYES: (4) Directors Brown, Lieberman, Millerick and Graves

NAYS: (0)

ABSTAIN: (0)

ABSENT: (1) Director Freeman

Motion Carries to approve the Consent Calendar as presented.

BOARD COMMITTEE REPORTS

Finance Committee: Met 11/12

Personnel Committee: Have not met

Emergency Preparedness Committee: Have not met

Lake Water Use Agreement-Ad Hoc Committee: Have not met

Valley Oaks Sub-Committee: Have not met, Staff briefly spoke with Mr. Porter he mentioned the Grocery Outlet is expected to open by March

Trane Energy Resilience Ad Hoc Committee: Have Not Met

STAFF REPORTS

Financial Report: The committee delinquent accounts and status of water shutoff moratorium

Administration/Customer Services Report: FLASHES Townhall scheduled for Nov 18

Field Operation Report: Brambles purchasing water at the reclaimed rate, annexation into the District is pending County approval.

ACWA State Legislative Committee:

Projects Update: Alyssa Gordan, Project Manager provided a brief update on active projects

General Manager Report: The General Manager discussed items in his report and responded to all inquiries

DISCUSSION AND POSSIBLE ACTION:

Authorize the General Manager to Purchase Mini Excavator for a Price not to Exceed \$75,000

It was moved by Director Lieberman, seconded by Director Millerick, to Authorize the General Manager to Purchase Mini Excavator for a Price not to Exceed \$75,000.

No Further Discussion.
No Public Comment.

Roll Call Vote:

AYES: (4) Directors Brown, Lieberman, Millerick and Graves

NAYS: (0)

ABSTAIN: (0)

ABSENT: (1) Director Freeman

Motion Carries to Authorize the General Manager to Purchase Mini Excavator for a Price not to Exceed \$75,000.

DISCUSSION AND POSSIBLE ACTION:

Approve Resolution 2021-08 Adopting the Revised Employee Personnel Manual

It was moved by Director Millerick, seconded by Director Lieberman, to Approve Resolution 2021-08 Adopting the Revised Employee Personnel Manual.

No Further Discussion.
No Public Comment.

VENDOR SET: 01 Hidden Valley Lake

D I S B U R S E M E N T R E P O R T

BANK: ALL

VENDOR CLASS(ES): ALL CLASSES

REPORTING FUND NO#: 120 SEWER ENTERPRISE FUN

SORTED BY FUND

VENDOR	NAME	NO# INVOICES	TOTAL AMOUNT	1099	G/L ACCT NO#	G/L NAME	G/L AMOUNT
01-1002	PETTY CASH REIMBURSEMENT			N		FUND TOTAL FOR VENDOR	77.02
01-11	STATE OF CALIFORNIA EDD			N		FUND TOTAL FOR VENDOR	2,218.02
01-111	JAMES DAY CONSTRUCTION, I			N		FUND TOTAL FOR VENDOR	15,334.00
01-1392	MEDIACOM			N		FUND TOTAL FOR VENDOR	263.18
01-1579	SOUTH LAKE REFUSE & RECYC			N		FUND TOTAL FOR VENDOR	255.62
01-17	SMITH & NEWELL CPA			N		FUND TOTAL FOR VENDOR	5,950.00
01-1705	SPECIAL DISTRICT RISK MAN			N		FUND TOTAL FOR VENDOR	17,392.12
01-1722	US DEPARTMENT OF THE TREA			N		FUND TOTAL FOR VENDOR	4,968.49
01-1751	USA BLUE BOOK			N		FUND TOTAL FOR VENDOR	1,360.64
01-1961	ACWA/JPIA			N		FUND TOTAL FOR VENDOR	564.27
01-1983	DENNIS WHITE			N		FUND TOTAL FOR VENDOR	157.12
01-2057	BARTLEY PUMP, INC.			N		FUND TOTAL FOR VENDOR	16,822.48
01-21	CALIFORNIA PUBLIC EMPLOYE			N		FUND TOTAL FOR VENDOR	6,504.69
01-2111	DATAPROSE, LLC			N		FUND TOTAL FOR VENDOR	1,008.95
01-2195	TELSTAR INSTRUMENTS			N		FUND TOTAL FOR VENDOR	1,907.50
01-2283	ARMED FORCE PEST CONTROL,			N		FUND TOTAL FOR VENDOR	102.50
01-2427	GRANITE CONSTRUCTION			N		FUND TOTAL FOR VENDOR	1,080.42
01-2538	HARDESTER'S MARKETS & HAR			N		FUND TOTAL FOR VENDOR	217.32
01-2539	COUNTY OF LAKE HEALTH SER			N		FUND TOTAL FOR VENDOR	1,924.00
01-2541	MENDO MILL CLEARLAKE			N		FUND TOTAL FOR VENDOR	280.72
01-2610	GARTON TRACTOR			N		FUND TOTAL FOR VENDOR	37,500.00
01-2684	OFFICE DEPOT, INC			N		FUND TOTAL FOR VENDOR	84.70
01-2685	LAYNE PAVING & TRUCKING,			N		FUND TOTAL FOR VENDOR	203.36
01-2702	PACE SUPPLY CORP			N		FUND TOTAL FOR VENDOR	528.15
01-2744	ST HELENA HOSPITAL dba JO			N		FUND TOTAL FOR VENDOR	107.50
01-2749	NAPA AUTO PARTS			N		FUND TOTAL FOR VENDOR	74.70
01-2780	DNA RIDGE ROCK			N		FUND TOTAL FOR VENDOR	249.42

VENDOR SET: 01 Hidden Valley Lake

D I S B U R S E M E N T R E P O R T

BANK: ALL

VENDOR CLASS(ES): ALL CLASSES

REPORTING FUND NO#: 120 SEWER ENTERPRISE FUN

SORTED BY FUND

VENDOR	NAME	NO# INVOICES	TOTAL AMOUNT	1099	G/L ACCT NO#	G/L NAME	G/L AMOUNT
01-2788	GHD			N		FUND TOTAL FOR VENDOR	5,152.33
01-2816	CARDMEMBER SERVICE			N		FUND TOTAL FOR VENDOR	4,408.66
01-2820	ALPHA ANALYTICAL LABORATO			N		FUND TOTAL FOR VENDOR	1,629.75
01-2823	GARDENS BY JILLIAN			N		FUND TOTAL FOR VENDOR	100.00
01-2825	NATIONWIDE RETIREMENT SOL			N		FUND TOTAL FOR VENDOR	487.50
01-2827	SMITH CONSTRUCTION			N		FUND TOTAL FOR VENDOR	1,495.98
01-2842	COASTLAND CIVIL ENGINEERI			N		FUND TOTAL FOR VENDOR	157.50
01-2876	BOLD POLISNER MADDOW NELS			N		FUND TOTAL FOR VENDOR	146.25
01-2880	MIDDLETOWN COPY & PRINT			N		FUND TOTAL FOR VENDOR	64.36
01-2892	PENNY CUADRAS			N		FUND TOTAL FOR VENDOR	120.73
01-2909	STREAMLINE			N		FUND TOTAL FOR VENDOR	100.00
01-2933	CSMFO			N		FUND TOTAL FOR VENDOR	55.00
01-2945	APPLIED TECHNOLOGY SOLUTI			N		FUND TOTAL FOR VENDOR	493.00
01-2950	AFLAC			N		FUND TOTAL FOR VENDOR	215.00
01-2990	REDWOOD COAST FUELS			N		FUND TOTAL FOR VENDOR	1,507.26
01-2992	BACKGROUNDS ONLINE			N		FUND TOTAL FOR VENDOR	13.00
01-3020	US STANDARD PRODUCTS			N		FUND TOTAL FOR VENDOR	1,045.85
01-3022	WELLS FARGO FINANCIAL LEA			N		FUND TOTAL FOR VENDOR	181.06
01-3023	JL MECHANICAL			N		FUND TOTAL FOR VENDOR	559.76
01-3049	LOLA QUINN CREATIONS			N		FUND TOTAL FOR VENDOR	102.30
01-3050	ALESHIRE & WYNDER, LLP			N		FUND TOTAL FOR VENDOR	261.00
01-3051	DEMARCO DESIGN			N		FUND TOTAL FOR VENDOR	357.50
*** FUND TOTALS ***							135,790.68

VENDOR SET: 01 Hidden Valley Lake

D I S B U R S E M E N T R E P O R T

BANK: ALL

VENDOR CLASS(ES): ALL CLASSES

REPORTING FUND NO#: 130 WATER ENTERPRISE FUN

SORTED BY FUND

VENDOR	NAME	NO# INVOICES	TOTAL AMOUNT	1099	G/L ACCT NO#	G/L NAME	G/L AMOUNT
01-1	MISCELLANEOUS VENDOR			N		FUND TOTAL FOR VENDOR	779.73
01-1002	PETTY CASH REIMBURSEMENT			N		FUND TOTAL FOR VENDOR	257.02
01-11	STATE OF CALIFORNIA EDD			N		FUND TOTAL FOR VENDOR	2,166.99
01-1392	MEDIACOM			N		FUND TOTAL FOR VENDOR	263.17
01-1579	SOUTH LAKE REFUSE & RECYC			N		FUND TOTAL FOR VENDOR	255.61
01-1659	WAGNER & BONSIGNORE CCE			N		FUND TOTAL FOR VENDOR	787.50
01-17	SMITH & NEWELL CPA			N		FUND TOTAL FOR VENDOR	5,950.00
01-1705	SPECIAL DISTRICT RISK MAN			N		FUND TOTAL FOR VENDOR	17,392.09
01-1722	US DEPARTMENT OF THE TREA			N		FUND TOTAL FOR VENDOR	4,930.08
01-1751	USA BLUE BOOK			N		FUND TOTAL FOR VENDOR	383.58CR
01-1961	ACWA/JPIA			N		FUND TOTAL FOR VENDOR	564.28
01-1983	DENNIS WHITE			N		FUND TOTAL FOR VENDOR	157.11
01-21	CALIFORNIA PUBLIC EMPLOYE			N		FUND TOTAL FOR VENDOR	6,156.06
01-2111	DATAPROSE, LLC			N		FUND TOTAL FOR VENDOR	1,008.94
01-2195	TELSTAR INSTRUMENTS			N		FUND TOTAL FOR VENDOR	1,907.50
01-2283	ARMED FORCE PEST CONTROL,			N		FUND TOTAL FOR VENDOR	102.50
01-2427	GRANITE CONSTRUCTION			N		FUND TOTAL FOR VENDOR	1,080.42
01-2538	HARDESTER'S MARKETS & HAR			N		FUND TOTAL FOR VENDOR	247.63
01-2539	COUNTY OF LAKE HEALTH SER			N		FUND TOTAL FOR VENDOR	1,182.00
01-2541	MENDO MILL CLEARLAKE			N		FUND TOTAL FOR VENDOR	280.70
01-2610	GARTON TRACTOR			N		FUND TOTAL FOR VENDOR	37,500.00
01-2684	OFFICE DEPOT, INC			N		FUND TOTAL FOR VENDOR	84.67
01-2702	PACE SUPPLY CORP			N		FUND TOTAL FOR VENDOR	5,722.74
01-2744	ST HELENA HOSPITAL dba JO			N		FUND TOTAL FOR VENDOR	107.50
01-2749	NAPA AUTO PARTS			N		FUND TOTAL FOR VENDOR	74.68
01-2780	DNA RIDGE ROCK			N		FUND TOTAL FOR VENDOR	249.39
01-2788	GHD			N		FUND TOTAL FOR VENDOR	5,152.33

VENDOR SET: 01 Hidden Valley Lake

D I S B U R S E M E N T R E P O R T

BANK: ALL

VENDOR CLASS(ES): ALL CLASSES

REPORTING FUND NO#: 130 WATER ENTERPRISE FUN

SORTED BY FUND

VENDOR	NAME	NO# INVOICES	TOTAL AMOUNT	1099	G/L ACCT NO#	G/L NAME	G/L AMOUNT
01-2816	CARDMEMBER SERVICE			N		FUND TOTAL FOR VENDOR	4,408.56
01-2820	ALPHA ANALYTICAL LABORATO			N		FUND TOTAL FOR VENDOR	776.00
01-2823	GARDENS BY JILLIAN			N		FUND TOTAL FOR VENDOR	100.00
01-2825	NATIONWIDE RETIREMENT SOL			N		FUND TOTAL FOR VENDOR	487.50
01-2827	SMITH CONSTRUCTION			N		FUND TOTAL FOR VENDOR	1,495.97
01-2842	COASTLAND CIVIL ENGINEERI			N		FUND TOTAL FOR VENDOR	1,564.38
01-2876	BOLD POLISNER MADDOW NELS			N		FUND TOTAL FOR VENDOR	2,643.75
01-2880	MIDDLETOWN COPY & PRINT			N		FUND TOTAL FOR VENDOR	482.63
01-2892	PENNY CUADRAS			N		FUND TOTAL FOR VENDOR	120.72
01-2909	STREAMLINE			N		FUND TOTAL FOR VENDOR	100.00
01-2933	CSMFO			N		FUND TOTAL FOR VENDOR	55.00
01-2945	APPLIED TECHNOLOGY SOLUTI			N		FUND TOTAL FOR VENDOR	493.00
01-2950	AFLAC			N		FUND TOTAL FOR VENDOR	215.02
01-2990	REDWOOD COAST FUELS			N		FUND TOTAL FOR VENDOR	1,507.24
01-2992	BACKGROUNDS ONLINE			N		FUND TOTAL FOR VENDOR	13.00
01-3020	US STANDARD PRODUCTS			N		FUND TOTAL FOR VENDOR	1,045.84
01-3022	WELLS FARGO FINANCIAL LEA			N		FUND TOTAL FOR VENDOR	181.06
01-3023	JL MECHANICAL			N		FUND TOTAL FOR VENDOR	559.76
01-3049	LOLA QUINN CREATIONS			N		FUND TOTAL FOR VENDOR	102.30
01-3050	ALESHIRE & WYNDER, LLP			N		FUND TOTAL FOR VENDOR	261.00
01-3051	DEMARCO DESIGN			N		FUND TOTAL FOR VENDOR	357.50
*** FUND TOTALS ***							110,947.29
*** REPORT TOTALS ***			246,737.97				246,737.97

G / L EXPENSE DISTRIBUTION

ACCOUNT NUMBER	ACCOUNT NAME	AMOUNT
----------------	--------------	--------

VENDOR SET: 01 Hidden Valley Lake

D I S B U R S E M E N T R E P O R T

BANK: ALL

VENDOR CLASS(ES): ALL CLASSES

REPORTING FUND NO#: 130 WATER ENTERPRISE FUN

SORTED BY FUND

G/L EXPENSE DISTRIBUTION

ACCOUNT NUMBER	ACCOUNT NAME	AMOUNT
120 2075	AFLAC	215.00
120 2088	SURVIVOR BENEFITS - PERS	14.64
120 2090	PERS PAYABLE	2,825.82
120 2091	FIT PAYABLE	3,636.19
120 2092	CIT PAYABLE	1,623.49
120 2093	SOCIAL SECURITY PAYABLE	39.93
120 2094	MEDICARE PAYABLE	626.13
120 2095	S D I PAYABLE	518.16
120 2099	DEFERRED COMP - 457 PLAN	487.50
120 5-00-5025	RETIREE HEALTH BENEFITS	1,299.86
120 5-00-5060	GASOLINE, OIL & FUEL	1,507.26
120 5-00-5061	VEHICLE MAINT	2,614.56
120 5-00-5080	MEMBERSHIP & SUBSCRIPTIONS	155.00
120 5-00-5092	POSTAGE & SHIPPING	603.83
120 5-00-5121	LEGAL SERVICES	407.25
120 5-00-5122	ENGINEERING SERVICES	157.50
120 5-00-5123	OTHER PROFESSIONAL SERVICES	121.55
120 5-00-5126	AUDIT SERVICES	5,950.00
120 5-00-5130	PRINTING & PUBLICATION	411.12
120 5-00-5135	NEWSLETTER	357.50
120 5-00-5145	EQUIPMENT RENTAL	781.06
120 5-00-5148	OPERATING SUPPLIES	48.96
120 5-00-5150	REPAIR & REPLACE	39,828.97
120 5-00-5155	MAINT BLDG & GROUNDS	233.26
120 5-00-5191	TELEPHONE	263.18
120 5-00-5193	OTHER UTILITIES	255.62
120 5-00-5194	IT SERVICES	493.00
120 5-00-5195	ENV/MONITORING	1,629.75
120 5-00-5198	ANNUAL OPERATING FEES	1,924.00
120 5-00-5315	SAFETY EQUIPMENT	1,824.89
120 5-00-5545	RECORDING FEES	40.00
120 5-10-5010	SALARIES & WAGES	371.35
120 5-10-5020	EMPLOYEE BENEFITS	6,353.86
120 5-10-5021	RETIREMENT BENEFITS	2,026.67
120 5-10-5090	OFFICE SUPPLIES	149.06
120 5-10-5170	TRAVEL MILEAGE	453.41
120 5-30-5010	SALARIES & WAGES	275.74
120 5-30-5020	EMPLOYEE BENEFITS	8,752.06
120 5-30-5021	RETIREMENT BENEFITS	1,637.56
120 5-30-5022	CLOTHING ALLOWANCE	245.60
120 5-40-5010	DIRECTORS COMPENSATION	19.15
120 5-40-5020	DIRECTOR BENEFITS	8.00
120 5-40-5030	DIRECTOR HEALTH BENEFITS	1,918.89
120 5-40-5170	TRAVEL MILEAGE	32.02
120 5-70-7201	REGULATORY COMPLIANCE	37,500.00
120 5-70-7202	DISASTER MITIGATION	5,152.33

VENDOR SET: 01 Hidden Valley Lake

D I S B U R S E M E N T R E P O R T

BANK: ALL

VENDOR CLASS(ES): ALL CLASSES

REPORTING FUND NO#: 130 WATER ENTERPRISE FUN

SORTED BY FUND

** FUND TOTAL ** 135,790.68

130 1052	ACCTS REC WATER USE	779.73
130 2075	AFLAC	215.02
130 2088	SURVIVOR BENEFITS - PERS	14.19
130 2090	PERS PAYABLE	2,691.82
130 2091	FIT PAYABLE	3,650.42
130 2092	CIT PAYABLE	1,594.16
130 2093	SOCIAL SECURITY PAYABLE	39.93
130 2094	MEDICARE PAYABLE	599.99
130 2095	S D I PAYABLE	496.52
130 2099	DEFERRED COMP - PLAN 457 PAYAB	487.50
130 5-00-5025	RETIREE HEALTH BENEFITS	1,299.86
130 5-00-5060	GASOLINE, OIL & FUEL	1,507.24
130 5-00-5061	VEHICLE MAINT	2,614.52
130 5-00-5080	MEMBERSHIP & SUBSCRIPTIONS	155.00
130 5-00-5092	POSTAGE & SHIPPING	603.83
130 5-00-5121	LEGAL SERVICES	2,904.75
130 5-00-5123	OTHER PROFESSIONAL SERVICES	909.05
130 5-00-5126	AUDIT SERVICES	5,950.00
130 5-00-5130	PRINTING & PUBLICATION	829.39
130 5-00-5135	NEWSLETTER	357.50
130 5-00-5145	EQUIPMENT RENTAL	781.06
130 5-00-5148	OPERATING SUPPLIES	20.15
130 5-00-5150	REPAIR & REPLACE	10,978.52
130 5-00-5155	MAINT BLDG & GROUNDS	233.24
130 5-00-5191	TELEPHONE	263.17
130 5-00-5193	OTHER UTILITIES	255.61
130 5-00-5194	IT SERVICES	493.00
130 5-00-5195	ENV/MONITORING	776.00
130 5-00-5198	ANNUAL OPERATING FEES	1,182.00
130 5-00-5315	SAFETY EQUIPMENT	1,824.88
130 5-00-5545	RECORDING FEES	40.00
130 5-10-5010	SALARIES & WAGES	371.28
130 5-10-5020	EMPLOYEE BENEFITS	6,353.80
130 5-10-5021	RETIREMENT BENEFITS	2,026.59
130 5-10-5090	OFFICE SUPPLIES	149.02
130 5-10-5170	TRAVEL MILEAGE	453.40
130 5-10-5179	ADM MISC EXPENSES	180.00
130 5-30-5010	SALARIES & WAGES	249.36
130 5-30-5020	EMPLOYEE BENEFITS	8,752.03
130 5-30-5021	RETIREMENT BENEFITS	1,423.46
130 5-30-5022	CLOTHING ALLOWANCE	245.59
130 5-40-5010	DIRECTORS COMPENSATION	19.10
130 5-40-5020	DIRECTOR BENEFITS	8.00
130 5-40-5030	DIRECTOR HEALTH BENEFITS	1,918.89
130 5-40-5170	TRAVEL MILEAGE	32.01

VENDOR SET: 01 Hidden Valley Lake

D I S B U R S E M E N T R E P O R T

BANK: ALL

VENDOR CLASS(ES): ALL CLASSES

REPORTING FUND NO#: 130 WATER ENTERPRISE FUN

SORTED BY FUND

G/L EXPENSE DISTRIBUTION

ACCOUNT NUMBER	ACCOUNT NAME	AMOUNT
130 5-70-7202	DISASTER MITIGATION	5,152.33
130 5-70-7204	RELIABLE WATER SUPPLY	39,064.38
	** FUND TOTAL **	110,947.29

** TOTAL **	246,737.97
-------------	------------

NO ERRORS

SELECTION CRITERIA

VENDOR SET: 01 Hidden Valley Lake
 VENDOR: ALL
 BANK: ALL
 VENDOR CLASS(ES): ALL CLASSES

TRANSACTION SELECTION

REPORTING: PAID ITEMS ,G/L DIST

	=====PAYMENT DATES=====	=====ITEM DATES=====	=====POSTING DATES=====
PAID ITEMS DATES	: 11/01/2021 THRU 11/30/2021	0/00/0000 THRU 99/99/9999	0/00/0000 THRU 99/99/9999

PRINT OPTIONS

REPORT SEQUENCE: FUND
 G/L EXPENSE DISTRIBUTION: YES
 CHECK RANGE: 000000 THRU 999999

HIDDEN VALLEY LAKE CSD
REVENUE & EXPENSE REPORT (UNAUDITED)
AS OF: NOVEMBER 30TH, 2021

120-SEWER ENTERPRISE FUND
FINANCIAL SUMMARY

	CURRENT BUDGET	CURRENT PERIOD	YEAR TO DATE ACTUAL	BUDGET BALANCE	% OF BUDGET
<u>REVENUE SUMMARY</u>					
ALL REVENUE	<u>2,022,442.00</u>	<u>146,667.86</u>	<u>968,218.59</u>	<u>1,054,223.41</u>	<u>47.87</u>
TOTAL REVENUES	<u>2,022,442.00</u>	<u>146,667.86</u>	<u>968,218.59</u>	<u>1,054,223.41</u>	<u>47.87</u>
<u>EXPENDITURE SUMMARY</u>					
NON-DEPARTMENTAL	814,276.00	66,743.29	439,435.84	374,840.16	53.97
ADMINISTRATION	445,691.00	33,277.01	195,749.34	249,941.66	43.92
FIELD	432,267.00	29,924.74	185,530.70	246,736.30	42.92
DIRECTORS	32,708.00	2,132.12	10,616.50	22,091.50	32.46
SPECIAL PROJECTS	0.00	0.00	0.00	0.00	0.00
CAPITAL PROJECTS & EQUIP	<u>297,500.00</u>	<u>42,652.33</u>	<u>63,689.73</u>	<u>233,810.27</u>	<u>21.41</u>
TOTAL EXPENDITURES	<u>2,022,442.00</u>	<u>174,729.49</u>	<u>895,022.11</u>	<u>1,127,419.89</u>	<u>44.25</u>
REVENUES OVER/(UNDER) EXPENDITURES	0.00 (28,061.63)	73,196.48 (73,196.48)	0.00

HIDDEN VALLEY LAKE CSD
 REVENUE & EXPENSE REPORT (UNAUDITED)
 AS OF: NOVEMBER 30TH, 2021

120-SEWER ENTERPRISE FUND
 REVENUES

	CURRENT BUDGET	CURRENT PERIOD	YEAR TO DATE ACTUAL	BUDGET BALANCE	% OF BUDGET
120-4020 INSPECTION FEES	500.00	0.00	300.00	200.00	60.00
120-4036 DEVELOPER FEES SEWER	0.00	0.00	0.00	0.00	0.00
120-4040 LIEN RECORDING FEES	0.00	0.00	0.00	0.00	0.00
120-4045 AVAILABILITY FEES	5,500.00	0.00	612.30	4,887.70	11.13
120-4050 SALES OF RECLAIMED WATER	138,000.00	0.00	87,993.79	50,006.21	63.76
120-4111 COMM SEWER USE	61,985.00	5,918.79	28,147.49	33,837.51	45.41
120-4112 GOV'T SEWER USE	1,200.00	91.98	682.46	517.54	56.87
120-4116 SEWER USE CHARGES	1,634,882.00	138,096.38	688,994.37	945,887.63	42.14
120-4210 LATE FEE	22,000.00	2,514.91	13,397.12	8,602.88	60.90
120-4300 MISC INCOME	2,500.00	45.80	1,572.38	927.62	62.90
120-4310 OTHER INCOME	2,600.00	0.00	0.00	2,600.00	0.00
120-4320 FEMA/CalOES GRANTS	0.00	0.00	122,549.23 (122,549.23)	0.00
120-4325 GRANTS	0.00	0.00	23,865.00 (23,865.00)	0.00
120-4505 LEASE INCOME	0.00	0.00	0.00	0.00	0.00
120-4550 INTEREST INCOME	2,000.00	0.00	104.45	1,895.55	5.22
120-4580 TRANSFERS IN	151,275.00	0.00	0.00	151,275.00	0.00
120-4591 INCOME APPLICABLE TO PRIOR YRS	0.00	0.00	0.00	0.00	0.00
120-4955 Gain/Loss	0.00	0.00	0.00	0.00	0.00
TOTAL REVENUES	2,022,442.00	146,667.86	968,218.59	1,054,223.41	47.87
	=====	=====	=====	=====	=====

HIDDEN VALLEY LAKE CSD
REVENUE & EXPENSE REPORT (UNAUDITED)
AS OF: NOVEMBER 30TH, 2021

120-SEWER ENTERPRISE FUND
NON-DEPARTMENTAL
EXPENDITURES

	CURRENT BUDGET	CURRENT PERIOD	YEAR TO DATE ACTUAL	BUDGET BALANCE	% OF BUDGET
120-5-00-5010 SALARY & WAGES	0.00	0.00	0.00	0.00	0.00
120-5-00-5020 EMPLOYEE BENEFITS	0.00	0.00	0.00	0.00	0.00
120-5-00-5021 RETIREMENT BENEFITS	0.00	0.00	0.00	0.00	0.00
120-5-00-5024 WORKERS' COMP INSURANCE	10,100.00	0.00	10,049.34	50.66	99.50
120-5-00-5025 RETIREE HEALTH BENEFITS	8,189.00	628.29	3,228.02	4,960.98	39.42
120-5-00-5026 COBRA Health & Dental	0.00	0.00	0.00	0.00	0.00
120-5-00-5040 ELECTION EXPENSE	0.00	0.00	0.00	0.00	0.00
120-5-00-5050 DEPRECIATION	0.00	0.00	0.00	0.00	0.00
120-5-00-5060 GASOLINE, OIL & FUEL	20,000.00	1,507.26	9,216.46	10,783.54	46.08
120-5-00-5061 VEHICLE MAINT	18,000.00	2,614.48	7,259.85	10,740.15	40.33
120-5-00-5062 TAXES & LIC	800.00	0.00	0.00	800.00	0.00
120-5-00-5074 INSURANCE	71,000.00	0.00	72,287.79 (1,287.79)	101.81
120-5-00-5075 BANK FEES	21,000.00	2,734.78	12,198.93	8,801.07	58.09
120-5-00-5080 MEMBERSHIP & SUBSCRIPTIONS	11,000.00	155.00	5,552.00	5,448.00	50.47
120-5-00-5092 POSTAGE & SHIPPING	7,000.00	603.25	2,206.92	4,793.08	31.53
120-5-00-5110 CONTRACTUAL SERVICES	0.00	0.00	0.00	0.00	0.00
120-5-00-5121 LEGAL SERVICES	12,000.00	407.25	2,037.75	9,962.25	16.98
120-5-00-5122 ENGINEERING SERVICES	50,000.00	157.50	2,753.75	47,246.25	5.51
120-5-00-5123 OTHER PROFESSIONAL SERVICE	20,000.00	121.55	3,370.52	16,629.48	16.85
120-5-00-5126 AUDIT SERVICES	7,500.00	5,950.00	5,950.00	1,550.00	79.33
120-5-00-5130 PRINTING & PUBLICATION	5,000.00	411.12	1,250.07	3,749.93	25.00
120-5-00-5135 NEWSLETTER	500.00	357.50	357.50	142.50	71.50
120-5-00-5140 RENTS & LEASES	0.00	0.00	0.00	0.00	0.00
120-5-00-5145 EQUIPMENT RENTAL	5,000.00	781.06	2,324.17	2,675.83	46.48
120-5-00-5148 OPERATING SUPPLIES	48,000.00	48.96	30,219.22	17,780.78	62.96
120-5-00-5150 REPAIR & REPLACE	149,900.00	39,818.41	88,724.68	61,175.32	59.19
120-5-00-5155 MAINT BLDG & GROUNDS	8,000.00	233.26	5,666.81	2,333.19	70.84
120-5-00-5156 CUSTODIAL SERVICES	16,500.00	0.00	4,774.00	11,726.00	28.93
120-5-00-5157 SECURITY	600.00	0.00	192.00	408.00	32.00
120-5-00-5160 SLUDGE DISPOSAL	45,000.00	0.00	16,087.50	28,912.50	35.75
120-5-00-5165 TERTIARY POND MAINTENANCE	50,000.00	0.00	50,000.00	0.00	100.00
120-5-00-5180 UNCOLLECTABLE ACCOUNTS	0.00	0.00	0.00	0.00	0.00
120-5-00-5191 TELEPHONE	12,000.00	836.94	5,067.44	6,932.56	42.23
120-5-00-5192 ELECTRICITY	95,000.00	3,209.42	30,833.01	64,166.99	32.46
120-5-00-5193 OTHER UTILITIES	2,500.00	255.62	1,056.20	1,443.80	42.25
120-5-00-5194 IT SERVICES	38,000.00	493.00	19,869.33	18,130.67	52.29
120-5-00-5195 ENV/MONITORING	35,000.00	1,629.75	13,348.50	21,651.50	38.14
120-5-00-5196 RISK MANAGEMENT	0.00	0.00	0.00	0.00	0.00
120-5-00-5198 ANNUAL OPERATING FEES	5,000.00	1,924.00	1,924.00	3,076.00	38.48
120-5-00-5310 EQUIPMENT - FIELD	1,200.00	0.00	0.00	1,200.00	0.00
120-5-00-5311 EQUIPMENT - OFFICE	3,000.00	0.00	195.18	2,804.82	6.51
120-5-00-5312 TOOLS - FIELD	1,500.00	0.00	918.51	581.49	61.23
120-5-00-5315 SAFETY EQUIPMENT	3,500.00	1,824.89	5,406.39 (1,906.39)	154.47
120-5-00-5510 SEWER OUTREACH	0.00	0.00	0.00	0.00	0.00
120-5-00-5545 RECORDING FEES	250.00	40.00	110.00	140.00	44.00
120-5-00-5580 TRANSFERS OUT	32,237.00	0.00	25,000.00	7,237.00	77.55
120-5-00-5590 NON-OPERATING OTHER	0.00	0.00	0.00	0.00	0.00
120-5-00-5591 EXPENSES APPLICABLE TO PRI	0.00	0.00	0.00	0.00	0.00
120-5-00-5600 CONTINGENCY	0.00	0.00	0.00	0.00	0.00

HIDDEN VALLEY LAKE CSD
REVENUE & EXPENSE REPORT (UNAUDITED)
AS OF: NOVEMBER 30TH, 2021120-SEWER ENTERPRISE FUND
NON-DEPARTMENTAL
EXPENDITURES

	CURRENT BUDGET	CURRENT PERIOD	YEAR TO DATE ACTUAL	BUDGET BALANCE	% OF BUDGET
120-5-00-5700 OVER / SHORT	0.00	0.00	0.00	0.00	0.00
TOTAL NON-DEPARTMENTAL	814,276.00	66,743.29	439,435.84	374,840.16	53.97

HIDDEN VALLEY LAKE CSD
REVENUE & EXPENSE REPORT (UNAUDITED)
AS OF: NOVEMBER 30TH, 2021

120-SEWER ENTERPRISE FUND
ADMINISTRATION
EXPENDITURES

	CURRENT BUDGET	CURRENT PERIOD	YEAR TO DATE ACTUAL	BUDGET BALANCE	% OF BUDGET
120-5-10-5010 SALARIES & WAGES	292,584.00	24,294.01	121,930.00	170,654.00	41.67
120-5-10-5020 EMPLOYEE BENEFITS	84,855.00	6,353.86	31,235.36	53,619.64	36.81
120-5-10-5021 RETIREMENT BENEFITS	56,902.00	2,026.67	39,417.94	17,484.06	69.27
120-5-10-5063 CERTIFICATIONS	500.00	0.00	0.00	500.00	0.00
120-5-10-5090 OFFICE SUPPLIES	4,000.00	149.06	633.76	3,366.24	15.84
120-5-10-5170 TRAVEL MILEAGE	2,500.00	453.41	1,766.58	733.42	70.66
120-5-10-5175 EDUCATION / SEMINARS	4,000.00	0.00	762.50	3,237.50	19.06
120-5-10-5179 ADM MISC EXPENSES	350.00	0.00	3.20	346.80	0.91
TOTAL ADMINISTRATION	445,691.00	33,277.01	195,749.34	249,941.66	43.92

HIDDEN VALLEY LAKE CSD
REVENUE & EXPENSE REPORT (UNAUDITED)
AS OF: NOVEMBER 30TH, 2021

120-SEWER ENTERPRISE FUND
FIELD
EXPENDITURES

	CURRENT BUDGET	CURRENT PERIOD	YEAR TO DATE ACTUAL	BUDGET BALANCE	% OF BUDGET
120-5-30-5010 SALARIES & WAGES	244,081.00	19,289.52	101,811.09	142,269.91	41.71
120-5-30-5020 EMPLOYEE BENEFITS	128,742.00	8,752.06	43,451.15	85,290.85	33.75
120-5-30-5021 RETIREMENT BENEFITS	50,444.00	1,637.56	36,839.40	13,604.60	73.03
120-5-30-5022 CLOTHING ALLOWANCE	2,000.00	245.60	2,501.97 (501.97)	125.10
120-5-30-5063 CERTIFICATIONS	1,500.00	0.00	268.53	1,231.47	17.90
120-5-30-5090 OFFICE SUPPLIES	1,000.00	0.00	0.00	1,000.00	0.00
120-5-30-5170 TRAVEL MILEAGE	500.00	0.00	658.56 (158.56)	131.71
120-5-30-5175 EDUCATION / SEMINARS	4,000.00	0.00	0.00	4,000.00	0.00
TOTAL FIELD	432,267.00	29,924.74	185,530.70	246,736.30	42.92

HIDDEN VALLEY LAKE CSD
REVENUE & EXPENSE REPORT (UNAUDITED)
AS OF: NOVEMBER 30TH, 2021

120-SEWER ENTERPRISE FUND

DIRECTORS

EXPENDITURES

	CURRENT BUDGET	CURRENT PERIOD	YEAR TO DATE ACTUAL	BUDGET BALANCE	% OF BUDGET
120-5-40-5010 DIRECTORS COMPENSATION	3,000.00	269.15	1,345.75	1,654.25	44.86
120-5-40-5020 DIRECTOR BENEFITS	230.00	8.00	40.00	190.00	17.39
120-5-40-5030 DIRECTOR HEALTH BENEFITS	24,178.00	1,822.95	9,114.75	15,063.25	37.70
120-5-40-5170 TRAVEL MILEAGE	200.00	32.02	116.00	84.00	58.00
120-5-40-5175 EDUCATION / SEMINARS	1,500.00	0.00	0.00	1,500.00	0.00
120-5-40-5176 DIRECTOR TRAINING	3,600.00	0.00	0.00	3,600.00	0.00
TOTAL DIRECTORS	32,708.00	2,132.12	10,616.50	22,091.50	32.46

HIDDEN VALLEY LAKE CSD
REVENUE & EXPENSE REPORT (UNAUDITED)
AS OF: NOVEMBER 30TH, 2021

120-SEWER ENTERPRISE FUND
SPECIAL PROJECTS
EXPENDITURES

	CURRENT BUDGET	CURRENT PERIOD	YEAR TO DATE ACTUAL	BUDGET BALANCE	% OF BUDGET
120-5-60-6009 ACCESS RD	0.00	0.00	0.00	0.00	0.00
120-5-60-6010 LNU COMPLEX - A	0.00	0.00	0.00	0.00	0.00
120-5-60-6011 LNU COMPLEX - B	0.00	0.00	0.00	0.00	0.00
TOTAL SPECIAL PROJECTS	0.00	0.00	0.00	0.00	0.00

HIDDEN VALLEY LAKE CSD
 REVENUE & EXPENSE REPORT (UNAUDITED)
 AS OF: NOVEMBER 30TH, 2021

120-SEWER ENTERPRISE FUND
 CAPITAL PROJECTS & EQUIP
 EXPENDITURES

	CURRENT BUDGET	CURRENT PERIOD	YEAR TO DATE ACTUAL	BUDGET BALANCE	% OF BUDGET
120-5-70-7201 REGULATORY COMPLIANCE	212,500.00	37,500.00	50,695.79	161,804.21	23.86
120-5-70-7202 DISASTER MITIGATION	40,000.00	5,152.33	12,993.94	27,006.06	32.48
120-5-70-7203 DISASTER RECOVERY	0.00	0.00	0.00	0.00	0.00
120-5-70-7205 RISK MANAGEMENT	45,000.00	0.00	0.00	45,000.00	0.00
120-5-70-7206 RECORDS RETENTION	0.00	0.00	0.00	0.00	0.00
TOTAL CAPITAL PROJECTS & EQUIP	297,500.00	42,652.33	63,689.73	233,810.27	21.41
TOTAL EXPENDITURES	2,022,442.00	174,729.49	895,022.11	1,127,419.89	44.25
REVENUES OVER/(UNDER) EXPENDITURES	0.00	(28,061.63)	73,196.48	(73,196.48)	0.00

*** END OF REPORT ***

HIDDEN VALLEY LAKE CSD
REVENUE & EXPENSE REPORT (UNAUDITED)
AS OF: NOVEMBER 30TH, 2021

130-WATER ENTERPRISE FUND
FINANCIAL SUMMARY

	CURRENT BUDGET	CURRENT PERIOD	YEAR TO DATE ACTUAL	BUDGET BALANCE	% OF BUDGET
<u>REVENUE SUMMARY</u>					
ALL REVENUE	<u>2,818,422.00</u>	<u>186,541.80</u>	<u>1,483,097.62</u>	<u>1,335,324.38</u>	<u>52.62</u>
TOTAL REVENUES	<u>2,818,422.00</u>	<u>186,541.80</u>	<u>1,483,097.62</u>	<u>1,335,324.38</u>	<u>52.62</u>
<u>EXPENDITURE SUMMARY</u>					
NON-DEPARTMENTAL	1,039,056.00	174,912.38	511,044.02	528,011.98	49.18
ADMINISTRATION	444,891.00	33,456.89	195,958.14	248,932.86	44.05
FIELD	432,867.00	27,869.26	179,799.90	253,067.10	41.54
DIRECTORS	34,108.00	2,132.06	10,616.24	23,491.76	31.13
SPECIAL PROJECTS	0.00	0.00	0.00	0.00	0.00
CAPITAL PROJECTS & EQUIP	<u>867,500.00</u>	<u>44,216.71</u>	<u>187,262.82</u>	<u>680,237.18</u>	<u>21.59</u>
TOTAL EXPENDITURES	<u>2,818,422.00</u>	<u>282,587.30</u>	<u>1,084,681.12</u>	<u>1,733,740.88</u>	<u>38.49</u>
REVENUES OVER/(UNDER) EXPENDITURES	0.00	(96,045.50)	398,416.50	(398,416.50)	0.00

AS OF: NOVEMBER 30TH, 2021

130-WATER ENTERPRISE FUND
REVENUES

	CURRENT BUDGET	CURRENT PERIOD	YEAR TO DATE ACTUAL	BUDGET BALANCE	% OF BUDGET
130-4035 RECONNECT FEE	5,000.00	0.00	0.00	5,000.00	0.00
130-4036 DEVELOPER FEES WATER	0.00	0.00	0.00	0.00	0.00
130-4038 COMM WATER METER INSTALL	0.00	0.00	0.00	0.00	0.00
130-4039 WATER CONNECTION FEE	57,576.00	918.00	3,672.00	53,904.00	6.38
130-4040 LIEN RECORDING FEES	1,200.00	1,957.32	6,795.95 (5,595.95)	566.33
130-4045 AVAILABILITY FEES	22,000.00	0.00	2,449.20	19,550.80	11.13
130-4110 COMM WATER USE	126,948.00	5,258.72	32,345.70	94,602.30	25.48
130-4111 BULK WATER SALES	0.00	2,356.57	6,321.92 (6,321.92)	0.00
130-4112 GOV'T WATER USE	6,200.00	540.69	2,697.60	3,502.40	43.51
130-4115 WATER USE	2,462,899.00	171,599.90	1,144,494.45	1,318,404.55	46.47
130-4210 LATE FEE	32,000.00	4,416.33	23,981.17	8,018.83	74.94
130-4215 RETURNED CHECK FEE	200.00	150.00	450.00 (250.00)	225.00
130-4300 MISC INCOME	1,500.00 (655.73)	1,320.29	179.71	88.02
130-4310 OTHER INCOME	1,500.00	0.00	0.00	1,500.00	0.00
130-4320 FEMA/CalOES GRANTS	0.00	0.00	122,549.22 (122,549.22)	0.00
130-4325 GRANTS	0.00	0.00	0.00	0.00	0.00
130-4330 HYDRANT METER USE DEPOSIT	0.00	0.00	9,720.00 (9,720.00)	0.00
130-4505 LEASE INCOME	0.00	0.00	0.00	0.00	0.00
130-4550 INTEREST INCOME	4,052.00	0.00	163.60	3,888.40	4.04
130-4580 TRANSFER IN	97,347.00	0.00	126,136.52 (28,789.52)	129.57
130-4591 INCOME APPLICABLE TO PRIOR YRS	0.00	0.00	0.00	0.00	0.00
130-4955 Gain/Loss	0.00	0.00	0.00	0.00	0.00
TOTAL REVENUES	2,818,422.00	186,541.80	1,483,097.62	1,335,324.38	52.62
	=====	=====	=====	=====	=====

REVENUE & EXPENSE REPORT (UNAUDITED)

AS OF: NOVEMBER 30TH, 2021

130-WATER ENTERPRISE FUND

NON-DEPARTMENTAL

EXPENDITURES

	CURRENT BUDGET	CURRENT PERIOD	YEAR TO DATE ACTUAL	BUDGET BALANCE	% OF BUDGET
130-5-00-5010 SALARY & WAGES	0.00	0.00	0.00	0.00	0.00
130-5-00-5020 EMPLOYEE BENEFITS	0.00	0.00	0.00	0.00	0.00
130-5-00-5021 RETIREMENT BENEFITS	0.00	0.00	0.00	0.00	0.00
130-5-00-5024 WORKERS' COMP INSURANCE	10,100.00	0.00	10,049.34	50.66	99.50
130-5-00-5025 RETIREE HEALTH BENEFITS	8,189.00	628.31	3,228.01	4,960.99	39.42
130-5-00-5026 COBRA Health & Dental	0.00	0.00	0.00	0.00	0.00
130-5-00-5040 ELECTION EXPENSE	0.00	0.00	0.00	0.00	0.00
130-5-00-5050 DEPRECIATION	0.00	0.00	0.00	0.00	0.00
130-5-00-5060 GASOLINE, OIL & FUEL	20,000.00	1,507.24	9,216.39	10,783.61	46.08
130-5-00-5061 VEHICLE MAINT	12,500.00	2,614.44	6,274.78	6,225.22	50.20
130-5-00-5062 TAXES & LIC	1,200.00	0.00	0.00	1,200.00	0.00
130-5-00-5074 INSURANCE	71,000.00	0.00	72,287.79 (1,287.79)	101.81
130-5-00-5075 BANK FEES	21,000.00	2,734.76	12,218.29	8,781.71	58.18
130-5-00-5080 MEMBERSHIP & SUBSCRIPTIONS	28,000.00	155.00	23,590.00	4,410.00	84.25
130-5-00-5092 POSTAGE & SHIPPING	7,000.00	603.25	2,206.87	4,793.13	31.53
130-5-00-5110 CONTRACTUAL SERVICES	0.00	0.00	0.00	0.00	0.00
130-5-00-5121 LEGAL SERVICES	65,000.00	2,904.75	9,530.25	55,469.75	14.66
130-5-00-5122 ENGINEERING SERVICES	65,000.00	0.00	12,173.75	52,826.25	18.73
130-5-00-5123 OTHER PROFESSIONAL SERVICE	45,000.00	909.05	4,158.03	40,841.97	9.24
130-5-00-5124 WATER RIGHTS	0.00	0.00	0.00	0.00	0.00
130-5-00-5126 AUDIT SERVICES	7,500.00	5,950.00	5,950.00	1,550.00	79.33
130-5-00-5130 PRINTING & PUBLICATION	7,500.00	829.39	1,668.31	5,831.69	22.24
130-5-00-5135 NEWSLETTER	500.00	357.50	357.50	142.50	71.50
130-5-00-5140 RENT & LEASES	0.00	0.00	0.00	0.00	0.00
130-5-00-5145 EQUIPMENT RENTAL	10,000.00	781.06	6,649.17	3,350.83	66.49
130-5-00-5148 OPERATING SUPPLIES	5,000.00	20.15	1,843.23	3,156.77	36.86
130-5-00-5150 REPAIR & REPLACE	168,900.00	10,864.06	89,416.43	79,483.57	52.94
130-5-00-5155 MAINT BLDG & GROUNDS	12,000.00	233.24	5,471.28	6,528.72	45.59
130-5-00-5156 CUSTODIAL SERVICES	5,000.00	0.00	1,211.00	3,789.00	24.22
130-5-00-5157 SECURITY	5,000.00	0.00	192.00	4,808.00	3.84
130-5-00-5180 UNCOLLECTABLE ACCOUNTS	0.00	0.00	0.00	0.00	0.00
130-5-00-5191 TELEPHONE	11,000.00	836.93	5,067.37	5,932.63	46.07
130-5-00-5192 ELECTRICITY	178,000.00	12,275.24	57,837.90	120,162.10	32.49
130-5-00-5193 OTHER UTILITIES	2,500.00	255.61	1,056.16	1,443.84	42.25
130-5-00-5194 IT SERVICES	40,000.00	493.00	26,078.46	13,921.54	65.20
130-5-00-5195 ENV/MONITORING	17,000.00	776.00	7,656.50	9,343.50	45.04
130-5-00-5196 RISK MANAGEMENT	0.00	0.00	0.00	0.00	0.00
130-5-00-5198 ANNUAL OPERATING FEES	33,000.00	1,182.00	1,182.00	31,818.00	3.58
130-5-00-5310 EQUIPMENT - FIELD	1,000.00	0.00	0.00	1,000.00	0.00
130-5-00-5311 EQUIPMENT - OFFICE	1,000.00	0.00	195.18	804.82	19.52
130-5-00-5312 TOOLS - FIELD	1,500.00	0.00	1,704.90 (204.90)	113.66
130-5-00-5315 SAFETY EQUIPMENT	3,000.00	1,824.88	5,406.33 (2,406.33)	180.21
130-5-00-5505 WATER CONSERVATION	5,000.00	0.00	920.28	4,079.72	18.41
130-5-00-5520 HYDRANT DEPOSIT REFUND	0.00	0.00	0.00	0.00	0.00
130-5-00-5545 RECORDING FEES	250.00	40.00	110.00	140.00	44.00
130-5-00-5580 TRANSFERS OUT	170,417.00	126,136.52	126,136.52	44,280.48	74.02
130-5-00-5590 NON-OPERATING OTHER	0.00	0.00	0.00	0.00	0.00
130-5-00-5591 EXPENSES APPLICABLE TO PRI	0.00	0.00	0.00	0.00	0.00
130-5-00-5600 CONTINGENCY	0.00	0.00	0.00	0.00	0.00

HIDDEN VALLEY LAKE CSD
REVENUE & EXPENSE REPORT (UNAUDITED)
AS OF: NOVEMBER 30TH, 2021

130-WATER ENTERPRISE FUND
NON-DEPARTMENTAL
EXPENDITURES

	CURRENT BUDGET	CURRENT PERIOD	YEAR TO DATE ACTUAL	BUDGET BALANCE	% OF BUDGET
TOTAL NON-DEPARTMENTAL	1,039,056.00	174,912.38	511,044.02	528,011.98	49.18

HIDDEN VALLEY LAKE CSD
REVENUE & EXPENSE REPORT (UNAUDITED)
AS OF: NOVEMBER 30TH, 2021

130-WATER ENTERPRISE FUND
ADMINISTRATION
EXPENDITURES

	CURRENT BUDGET	CURRENT PERIOD	YEAR TO DATE ACTUAL	BUDGET BALANCE	% OF BUDGET
130-5-10-5010 SALARIES & WAGES	292,584.00	24,294.08	121,930.38	170,653.62	41.67
130-5-10-5020 EMPLOYEE BENEFITS	84,855.00	6,353.80	31,234.21	53,620.79	36.81
130-5-10-5021 RETIREMENT BENEFITS	56,902.00	2,026.59	39,417.71	17,484.29	69.27
130-5-10-5063 CERTIFICATIONS	200.00	0.00	0.00	200.00	0.00
130-5-10-5090 OFFICE SUPPLIES	4,000.00	149.02	663.62	3,336.38	16.59
130-5-10-5170 TRAVEL MILEAGE	2,000.00	453.40	1,766.52	233.48	88.33
130-5-10-5175 EDUCATION / SEMINARS	4,000.00	0.00	762.50	3,237.50	19.06
130-5-10-5179 ADM MISC EXPENSES	350.00	180.00	183.20	166.80	52.34
130-5-10-5505 WATER CONSERVATION	0.00	0.00	0.00	0.00	0.00
TOTAL ADMINISTRATION	444,891.00	33,456.89	195,958.14	248,932.86	44.05

HIDDEN VALLEY LAKE CSD
 REVENUE & EXPENSE REPORT (UNAUDITED)
 AS OF: NOVEMBER 30TH, 2021

130-WATER ENTERPRISE FUND

FIELD

EXPENDITURES

	CURRENT BUDGET	CURRENT PERIOD	YEAR TO DATE ACTUAL	BUDGET BALANCE	% OF BUDGET
130-5-30-5010 SALARIES & WAGES	244,081.00	17,448.18	96,787.54	147,293.46	39.65
130-5-30-5020 EMPLOYEE BENEFITS	128,742.00	8,752.03	43,449.94	85,292.06	33.75
130-5-30-5021 RETIREMENT BENEFITS	50,444.00	1,423.46	36,215.96	14,228.04	71.79
130-5-30-5022 CLOTHING ALLOWANCE	2,000.00	245.59	2,501.95 (501.95)	125.10
130-5-30-5063 CERTIFICATIONS	600.00	0.00	0.00	600.00	0.00
130-5-30-5090 OFFICE SUPPLIES	1,000.00	0.00	0.00	1,000.00	0.00
130-5-30-5170 TRAVEL MILEAGE	2,000.00	0.00	844.51	1,155.49	42.23
130-5-30-5175 EDUCATION / SEMINARS	4,000.00	0.00	0.00	4,000.00	0.00
TOTAL FIELD	432,867.00	27,869.26	179,799.90	253,067.10	41.54

HIDDEN VALLEY LAKE CSD
REVENUE & EXPENSE REPORT (UNAUDITED)
AS OF: NOVEMBER 30TH, 2021

130-WATER ENTERPRISE FUND

DIRECTORS

EXPENDITURES

	CURRENT BUDGET	CURRENT PERIOD	YEAR TO DATE ACTUAL	BUDGET BALANCE	% OF BUDGET
130-5-40-5010 DIRECTORS COMPENSATION	3,000.00	269.10	1,345.50	1,654.50	44.85
130-5-40-5020 DIRECTOR BENEFITS	230.00	8.00	40.00	190.00	17.39
130-5-40-5030 DIRECTOR HEALTH BENEFITS	24,178.00	1,822.95	9,114.75	15,063.25	37.70
130-5-40-5080 MEMBERSHIP & SUBSCRIPTION	0.00	0.00	0.00	0.00	0.00
130-5-40-5170 TRAVEL MILEAGE	200.00	32.01	115.99	84.01	58.00
130-5-40-5175 EDUCATION / SEMINARS	1,500.00	0.00	0.00	1,500.00	0.00
130-5-40-5176 DIRECTOR TRAINING	5,000.00	0.00	0.00	5,000.00	0.00
TOTAL DIRECTORS	34,108.00	2,132.06	10,616.24	23,491.76	31.13

HIDDEN VALLEY LAKE CSD
REVENUE & EXPENSE REPORT (UNAUDITED)
AS OF: NOVEMBER 30TH, 2021130-WATER ENTERPRISE FUND
SPECIAL PROJECTS
EXPENDITURES

	CURRENT BUDGET	CURRENT PERIOD	YEAR TO DATE ACTUAL	BUDGET BALANCE	% OF BUDGET
130-5-60-6010 LNU COMPLEX - A	0.00	0.00	0.00	0.00	0.00
130-5-60-6011 LNU COMPLEX - B	0.00	0.00	0.00	0.00	0.00
TOTAL SPECIAL PROJECTS	0.00	0.00	0.00	0.00	0.00

HIDDEN VALLEY LAKE CSD
 REVENUE & EXPENSE REPORT (UNAUDITED)
 AS OF: NOVEMBER 30TH, 2021

130-WATER ENTERPRISE FUND
 CAPITAL PROJECTS & EQUIP
 EXPENDITURES

	CURRENT BUDGET	CURRENT PERIOD	YEAR TO DATE ACTUAL	BUDGET BALANCE	% OF BUDGET
130-5-70-7201 REGULATORY COMPLIANCE	0.00	0.00	0.00	0.00	0.00
130-5-70-7202 DISASTER MITIGATION	30,000.00 (1,541.67)	12,993.92	17,006.08	43.31
130-5-70-7203 DISASTER RECOVERY	0.00	0.00	0.00	0.00	0.00
130-5-70-7204 RELIABLE WATER SUPPLY	837,500.00	171,894.90	174,268.90	663,231.10	20.81
130-5-70-7205 RISK MANAGEMENT	0.00	0.00	0.00	0.00	0.00
130-5-70-7206 RECORDS RETENTION	0.00 (126,136.52)	0.00	0.00	0.00
TOTAL CAPITAL PROJECTS & EQUIP	867,500.00	44,216.71	187,262.82	680,237.18	21.59
TOTAL EXPENDITURES	2,818,422.00	282,587.30	1,084,681.12	1,733,740.88	38.49
REVENUES OVER/(UNDER) EXPENDITURES	0.00 (96,045.50)	398,416.50 (398,416.50)	0.00

*** END OF REPORT ***

HIDDEN VALLEY LAKE CSD
 REVENUE & EXPENSE REPORT (UNAUDITED)
 AS OF: NOVEMBER 30TH, 2021

215-RECA REDEMPTION 1995-2
 FINANCIAL SUMMARY

	CURRENT BUDGET	CURRENT PERIOD	YEAR TO DATE ACTUAL	BUDGET BALANCE	% OF BUDGET
<u>REVENUE SUMMARY</u>					
ALL REVENUE	<u>293,494.00</u>	<u>0.00</u>	<u>9,314.12</u>	<u>284,179.88</u>	<u>3.17</u>
TOTAL REVENUES	<u>293,494.00</u>	<u>0.00</u>	<u>9,314.12</u>	<u>284,179.88</u>	<u>3.17</u>
<u>EXPENDITURE SUMMARY</u>					
NON-DEPARTMENTAL	<u>293,494.00</u>	<u>0.00</u>	<u>243,931.56</u>	<u>49,562.44</u>	<u>83.11</u>
TOTAL EXPENDITURES	<u>293,494.00</u>	<u>0.00</u>	<u>243,931.56</u>	<u>49,562.44</u>	<u>83.11</u>
REVENUES OVER/(UNDER) EXPENDITURES	0.00	0.00	(234,617.44)	234,617.44	0.00

HIDDEN VALLEY LAKE CSD
REVENUE & EXPENSE REPORT (UNAUDITED)
AS OF: NOVEMBER 30TH, 2021

215-RECA REDEMPTION 1995-2

REVENUES

	CURRENT BUDGET	CURRENT PERIOD	YEAR TO DATE ACTUAL	BUDGET BALANCE	% OF BUDGET
215-4525 PRO-RATA BOND PAYMENT FEE	1,994.00	0.00	0.00	1,994.00	0.00
215-4530 TAXES, ASSMT & BOND PROCEEDS	275,000.00	0.00	5,824.27	269,175.73	2.12
215-4540 DELINQUENT ASSESSMENTS	5,250.00	0.00	1,429.23	3,820.77	27.22
215-4541 DELINQ PENALTY & INTEREST	5,520.00	0.00	1,865.42	3,654.58	33.79
215-4542 DELINQ ASSMT MONTHLY PENALTY	4,530.00	0.00	0.00	4,530.00	0.00
215-4550 INTEREST INCOME	1,200.00	0.00	195.20	1,004.80	16.27
215-4580 TRANSFERS IN	0.00	0.00	0.00	0.00	0.00
TOTAL REVENUES	293,494.00	0.00	9,314.12	284,179.88	3.17
	=====	=====	=====	=====	=====

HIDDEN VALLEY LAKE CSD
 REVENUE & EXPENSE REPORT (UNAUDITED)
 AS OF: NOVEMBER 30TH, 2021

215-RECA REDEMPTION 1995-2
 NON-DEPARTMENTAL
 EXPENDITURES

	CURRENT BUDGET	CURRENT PERIOD	YEAR TO DATE ACTUAL	BUDGET BALANCE	% OF BUDGET
215-5-00-5075 BANK FEES	0.00	0.00	0.00	0.00	0.00
215-5-00-5123 OTHER PROFESSIONAL SERVICE	8,263.00	0.00	3,756.06	4,506.94	45.46
215-5-00-5125 BOND PREMIUM	0.00	0.00	0.00	0.00	0.00
215-5-00-5522 INTEREST ON LONG-TERM DEBT	93,231.00	0.00	48,175.50	45,055.50	51.67
215-5-00-5580 TRANSFER OUT	0.00	0.00	0.00	0.00	0.00
215-5-00-5590 COST OF ISSUANCE	0.00	0.00	0.00	0.00	0.00
215-5-00-5599 PRINCIPAL PMT	192,000.00	0.00	192,000.00	0.00	100.00
215-5-00-5600 CONTINGENCY	0.00	0.00	0.00	0.00	0.00
TOTAL NON-DEPARTMENTAL	293,494.00	0.00	243,931.56	49,562.44	83.11
TOTAL EXPENDITURES	293,494.00	0.00	243,931.56	49,562.44	83.11
	=====	=====	=====	=====	=====
REVENUES OVER/(UNDER) EXPENDITURES	0.00	0.00	(234,617.44)	234,617.44	0.00
	=====	=====	=====	=====	=====

*** END OF REPORT ***

HIDDEN VALLEY LAKE CSD
 REVENUE & EXPENSE REPORT (UNAUDITED)
 AS OF: NOVEMBER 30TH, 2021

218-CIEDEB REDEMPTION FUND
 FINANCIAL SUMMARY

	CURRENT BUDGET	CURRENT PERIOD	YEAR TO DATE ACTUAL	BUDGET BALANCE	% OF BUDGET
<u>REVENUE SUMMARY</u>					
ALL REVENUE	<u>170,746.00</u>	<u>18,274.00</u>	<u>65,243.17</u>	<u>105,502.83</u>	<u>38.21</u>
TOTAL REVENUES	170,746.00	18,274.00	65,243.17	105,502.83	38.21
	=====	=====	=====	=====	=====
<u>EXPENDITURE SUMMARY</u>					
NON-DEPARTMENTAL	<u>170,746.00</u>	<u>0.00</u>	<u>26,017.62</u>	<u>144,728.38</u>	<u>15.24</u>
TOTAL EXPENDITURES	170,746.00	0.00	26,017.62	144,728.38	15.24
	=====	=====	=====	=====	=====
REVENUES OVER/(UNDER) EXPENDITURES	0.00	18,274.00	39,225.55 (39,225.55)	0.00

HIDDEN VALLEY LAKE CSD
REVENUE & EXPENSE REPORT (UNAUDITED)
AS OF: NOVEMBER 30TH, 2021

218-CIEDB REDEMPTION FUND
REVENUES

	CURRENT BUDGET	CURRENT PERIOD	YEAR TO DATE ACTUAL	BUDGET BALANCE	% OF BUDGET
218-4030 WATER CAPACITY FEES	113,592.00	18,274.00	65,096.00	48,496.00	57.31
218-4115 WATER USE CIEDB	0.00	0.00	0.00	0.00	0.00
218-4550 INTEREST INCOME	400.00	0.00	147.17	252.83	36.79
218-4580 TRANSFERS IN	56,754.00	0.00	0.00	56,754.00	0.00
218-4596 USER/NEW DEVELOPMT PORTION	0.00	0.00	0.00	0.00	0.00
TOTAL REVENUES	170,746.00	18,274.00	65,243.17	105,502.83	38.21
	=====	=====	=====	=====	=====

HIDDEN VALLEY LAKE CSD
 REVENUE & EXPENSE REPORT (UNAUDITED)
 AS OF: NOVEMBER 30TH, 2021

218-CIEDB REDEMPTION FUND
 NON-DEPARTMENTAL
 EXPENDITURES

	CURRENT BUDGET	CURRENT PERIOD	YEAR TO DATE ACTUAL	BUDGET BALANCE	% OF BUDGET
218-5-00-5092 POSTAGE & SHIPPING	0.00	0.00	0.00	0.00	0.00
218-5-00-5522 INTEREST ON LONG-TERM DEBT	52,035.00	0.00	26,017.62	26,017.38	50.00
218-5-00-5580 TRANSFER OUT	0.00	0.00	0.00	0.00	0.00
218-5-00-5595 CIEDB LOAN ANNUAL FEE	4,816.00	0.00	0.00	4,816.00	0.00
218-5-00-5599 PRINCIPAL PMT	113,895.00	0.00	0.00	113,895.00	0.00
218-5-00-5600 CONTINGENCY	0.00	0.00	0.00	0.00	0.00
TOTAL NON-DEPARTMENTAL	170,746.00	0.00	26,017.62	144,728.38	15.24
TOTAL EXPENDITURES	170,746.00	0.00	26,017.62	144,728.38	15.24
	=====	=====	=====	=====	=====
REVENUES OVER/(UNDER) EXPENDITURES	0.00	18,274.00	39,225.55 (39,225.55)	0.00
	=====	=====	=====	=====	=====

*** END OF REPORT ***

HIDDEN VALLEY LAKE CSD
 REVENUE & EXPENSE REPORT (UNAUDITED)
 AS OF: NOVEMBER 30TH, 2021

219-USDA SOLAR LOAN
 FINANCIAL SUMMARY

	CURRENT BUDGET	CURRENT PERIOD	YEAR TO DATE ACTUAL	BUDGET BALANCE	% OF BUDGET
<u>REVENUE SUMMARY</u>					
ALL REVENUE	<u>32,250.00</u>	<u>0.00</u>	<u>25,003.14</u>	<u>7,246.86</u>	<u>77.53</u>
TOTAL REVENUES	32,250.00	0.00	25,003.14	7,246.86	77.53
	=====	=====	=====	=====	=====
<u>EXPENDITURE SUMMARY</u>					
NON-DEPARTMENTAL	<u>32,238.00</u>	<u>0.00</u>	<u>25,000.00</u>	<u>7,238.00</u>	<u>77.55</u>
TOTAL EXPENDITURES	32,238.00	0.00	25,000.00	7,238.00	77.55
	=====	=====	=====	=====	=====
REVENUES OVER/(UNDER) EXPENDITURES	12.00	0.00	3.14	8.86	26.17

HIDDEN VALLEY LAKE CSD
REVENUE & EXPENSE REPORT (UNAUDITED)
AS OF: NOVEMBER 30TH, 2021

219-USDA SOLAR LOAN
REVENUES

	CURRENT BUDGET	CURRENT PERIOD	YEAR TO DATE ACTUAL	BUDGET BALANCE	% OF BUDGET
219-4300 MISC INCOME	0.00	0.00	0.00	0.00	0.00
219-4550 INTEREST INCOME	12.00	0.00	3.14	8.86	26.17
219-4580 TRANSFERS IN	32,238.00	0.00	25,000.00	7,238.00	77.55
TOTAL REVENUES	32,250.00	0.00	25,003.14	7,246.86	77.53
	=====	=====	=====	=====	=====

HIDDEN VALLEY LAKE CSD
REVENUE & EXPENSE REPORT (UNAUDITED)
AS OF: NOVEMBER 30TH, 2021

219-USDA SOLAR LOAN
NON-DEPARTMENTAL
EXPENDITURES

	CURRENT BUDGET	CURRENT PERIOD	YEAR TO DATE ACTUAL	BUDGET BALANCE	% OF BUDGET
219-5-00-5092 POSTAGE & SHIPPING	0.00	0.00	0.00	0.00	0.00
219-5-00-5522 INTEREST ON LONG-TERM DEBT	14,738.00	0.00	7,500.00	7,238.00	50.89
219-5-00-5523 INTEREST EXPENSE	0.00	0.00	0.00	0.00	0.00
219-5-00-5580 TRANSFER OUT	0.00	0.00	0.00	0.00	0.00
219-5-00-5599 PRINCIPAL PMT	17,500.00	0.00	17,500.00	0.00	100.00
TOTAL NON-DEPARTMENTAL	32,238.00	0.00	25,000.00	7,238.00	77.55
TOTAL EXPENDITURES	32,238.00	0.00	25,000.00	7,238.00	77.55
REVENUES OVER/ (UNDER) EXPENDITURES	12.00	0.00	3.14	8.86	26.17

*** END OF REPORT ***



Hidden Valley Lake Community Services District
Financial Activity, Cash and Investment Summary
As of November 30, 2021
(Rounded and Unaudited)

	Operating Checking	Money Market	LAIF	Bond Trustee	Total All Cash/Investment Accounts
	West America Bank 1010	West America Bank 1130	State Treasurer 1133	US Bank 1200	
Financial Activity of Cash/Investment Accounts in General Ledger [1]					
Beginning Balances	\$ 1,139,762	\$ 930,213	\$ 628,239	\$ 175,012	\$ 2,873,226
Cash Receipts					
Utility Billing Deposits	\$ 393,149	\$ -	\$ -	\$ -	
Electronic Fund Deposits	\$ -	\$ -	\$ -	\$ -	
Other Deposits		\$ 64	\$ -	\$ 1	
Total Cash Receipts	\$ 393,149	\$ 64	\$ -	\$ 175,013	
Cash Disbursements					
Accounts Payable Checks issued	\$ 218,263	\$ -	\$ -	\$ -	
Electronic Fund/Bank Draft Disbursements	\$ 45,032	\$ -	\$ -	\$ -	
Payroll Checks issued - net	\$ 64,726	\$ -	\$ -	\$ -	
Bank Fees	\$ 6,263	\$ -	\$ -	\$ -	
Other Disbursements	\$ -	\$ -	\$ -	\$ -	
Total Disbursements	\$ 334,284	\$ -	\$ -	\$ -	
Transfers Between Accounts					
Transfers In	\$ -	\$ 126,137	\$ -	\$ -	
Transfers Out	\$ 126,137	\$ -	\$ -	\$ -	
Total Transfers Between Accounts	\$ 126,137	\$ 126,137	\$ -	\$ -	
Ending Balances in General Ledger	\$ 1,072,491	\$ 1,056,413	\$ 628,239	\$ 175,013	\$ 2,932,156
Reconciling Adjustments to Financial Institutions [2]	\$ -	\$ -	\$ -	\$ -	
Financial Institution Ending Balances	\$ 1,070,651	\$ 1,056,413	\$ 628,239	\$ 175,013	\$ 2,930,317

Ending Balances General Ledger Distribution by District Funds

100 Operating	-	-	-	-	-
120 Wastewater Operating	209,225	613	72,568	-	282,407
130 Water Operating	769,738	2,459	108,147	-	880,343
140 Flood Enterprise	(302)	-	-	-	(302)
215 2016 Sewer Refinancing Bond	(1,877)	129,901	94,906	175,013	397,943
218 2002 CIEDB Loan	67,096	68,382	12,528	-	148,006
219 2012 USDA Solar COP	-	8,371	884	-	9,254
313 Wastewater Operating Reserve	28,611	11,301	59,113	-	99,025
314 Wastewater CIP	-	262,302	95,579	-	357,881
319 2012 USDA Solar COP Reserve	-	31,336	-	-	31,336
320 Water CIP	-	311,318	-	-	311,318
325 Water Operating Reserve	-	230,429	-	-	230,429
350 2002 CIEDB Loan Reserve	-	-	184,515	-	184,515
Total Ending Balances in General Ledger	1,072,491	1,056,413	628,239	175,013	2,932,156

[1] From General Ledger activity by Financial Institution accounts with District Fund accounts consolidated. Checking and Money Market accounts are with West America Bank, Local Agency Investment Account (LAIF) is held by the State Treasurer on behalf of the District and US Bank is the Bond Trustee for the the 2016 Refunding >>>>>>>. All cash accounts have been reconciled to the ending Financial Institution statements.

[2] See Reconciliation Detail Summary for details

COMPANY: 999 - POOLED CASH FUND
 ACCOUNT: 1010 CASH - POOLED
 TYPE: All
 STATUS: All
 FOLIO: All

CHECK DATE: 11/01/2021 THRU 11/30/2021
 CLEAR DATE: 0/00/0000 THRU 99/99/9999
 STATEMENT: 0/00/0000 THRU 99/99/9999
 VOIDED DATE: 0/00/0000 THRU 99/99/9999
 AMOUNT: 0.00 THRU 999,999,999.99
 CHECK NUMBER: 000000 THRU 999999

ACCOUNT	--DATE--	--TYPE--	NUMBER	-----DESCRIPTION-----	----AMOUNT---	STATUS	FOLIO	CLEAR DATE
BANK DRAFT:								
1010	11/05/2021	BANK-DRAFT	000654	AFLAC	215.01CR	CLEARED	A	11/09/2021
1010	11/05/2021	BANK-DRAFT	000655	CALIFORNIA PUBLIC EMPLOYEES RE	6,309.26CR	CLEARED	A	11/08/2021
1010	11/05/2021	BANK-DRAFT	000656	NATIONWIDE RETIREMENT SOLUTION	487.50CR	CLEARED	A	11/05/2021
1010	11/05/2021	BANK-DRAFT	000657	STATE OF CALIFORNIA EDD	2,433.38CR	CLEARED	A	11/05/2021
1010	11/05/2021	BANK-DRAFT	000658	US DEPARTMENT OF THE TREASURY	5,574.49CR	CLEARED	A	11/05/2021
1010	11/19/2021	BANK-DRAFT	000659	AFLAC	215.01CR	OUTSTND	A	0/00/0000
1010	11/19/2021	BANK-DRAFT	000660	CALIFORNIA PUBLIC EMPLOYEES RE	6,351.49CR	CLEARED	A	11/22/2021
1010	11/19/2021	BANK-DRAFT	000661	NATIONWIDE RETIREMENT SOLUTION	487.50CR	CLEARED	A	11/19/2021
1010	11/19/2021	BANK-DRAFT	000662	STATE OF CALIFORNIA EDD	1,951.63CR	CLEARED	A	11/19/2021
1010	11/19/2021	BANK-DRAFT	000663	US DEPARTMENT OF THE TREASURY	4,324.08CR	CLEARED	A	11/19/2021
CHECK:								
1010	11/05/2021	CHECK	038675	ALPHA ANALYTICAL LABORATORIES	498.00CR	CLEARED	A	11/10/2021
1010	11/05/2021	CHECK	038676	APPLIED TECHNOLOGY SOLUTIONS	986.00CR	CLEARED	A	11/15/2021
1010	11/05/2021	CHECK	038677	BACKGROUNDS ONLINE	26.00CR	CLEARED	A	11/10/2021
1010	11/05/2021	CHECK	038678	BARTLEY PUMP, INC.	16,822.48CR	CLEARED	A	11/10/2021
1010	11/05/2021	CHECK	038679	BOLD POLISNER MADDOW NELSON &	2,790.00CR	CLEARED	A	11/09/2021
1010	11/05/2021	CHECK	038680	CSMFO	110.00CR	OUTSTND	A	0/00/0000
1010	11/05/2021	CHECK	038681	DATAPROSE, LLC	263.51CR	CLEARED	A	11/16/2021
1010	11/05/2021	CHECK	038682	DENNIS WHITE	314.23CR	CLEARED	A	11/09/2021
1010	11/05/2021	CHECK	038683	DNA RIDGE ROCK	164.57CR	CLEARED	A	11/16/2021
1010	11/05/2021	CHECK	038684	LAYNE PAVING & TRUCKING, INC.	203.36CR	OUTSTND	A	0/00/0000
1010	11/05/2021	CHECK	038685	LOLA QUINN CREATIONS	204.60CR	CLEARED	A	11/09/2021
1010	11/05/2021	CHECK	038686	MEDIACOM	526.35CR	CLEARED	A	11/12/2021
1010	11/05/2021	CHECK	038687	MENDO MILL CLEARLAKE	142.36CR	CLEARED	A	11/10/2021
1010	11/05/2021	CHECK	038688	MIDDLETOWN COPY & PRINT	128.71CR	CLEARED	A	11/12/2021
1010	11/05/2021	CHECK	038689	NAPA AUTO PARTS	7.95CR	OUTSTND	A	0/00/0000
1010	11/05/2021	CHECK	038690	OFFICE DEPOT, INC	132.58CR	OUTSTND	A	0/00/0000
1010	11/05/2021	CHECK	038691	PACE SUPPLY CORP	5,507.39CR	CLEARED	A	11/09/2021
1010	11/05/2021	CHECK	038692	STREAMLINE	200.00CR	CLEARED	A	11/09/2021
1010	11/05/2021	CHECK	038693	US STANDARD PRODUCTS	2,091.69CR	CLEARED	A	11/09/2021
1010	11/05/2021	CHECK	038694	WAGNER & BONSIGNORE CCE	787.50CR	CLEARED	A	11/15/2021
1010	11/05/2021	CHECK	038695	WELLS FARGO FINANCIAL LEASING	362.12CR	CLEARED	A	11/15/2021
1010	11/05/2021	CHECK	038696	BALDWIN, WILLIAM T	46.48CR	OUTSTND	A	0/00/0000
1010	11/05/2021	CHECK	038697	BERGER, DR KAREN	104.51CR	CLEARED	A	11/17/2021
1010	11/05/2021	CHECK	038698	BISHTON, CHANEL	32.66CR	CLEARED	A	11/29/2021
1010	11/05/2021	CHECK	038699	EMIL & CONSTANCE IND	147.22CR	CLEARED	A	11/29/2021
1010	11/05/2021	CHECK	038700	FOREST, SUSAN G	113.11CR	CLEARED	A	12/06/2021
1010	11/05/2021	CHECK	038701	REINHART, JOHN	16.01CR	CLEARED	A	12/06/2021
1010	11/05/2021	CHECK	038702	RUE, ELIZABETH	155.43CR	CLEARED	A	11/10/2021
1010	11/05/2021	CHECK	038703	AARONS, LINDA	126.21CR	OUTSTND	A	0/00/0000
1010	11/12/2021	CHECK	038704	ACWA/JPIA	1,128.55CR	CLEARED	A	11/17/2021
1010	11/12/2021	CHECK	038705	ALESHIRE & WYNDER, LLP	29.00CR	CLEARED	A	11/16/2021
1010	11/12/2021	CHECK	038706	ALPHA ANALYTICAL LABORATORIES	1,266.75CR	CLEARED	A	11/17/2021

COMPANY: 999 - POOLED CASH FUND
 ACCOUNT: 1010 CASH - POOLED
 TYPE: All
 STATUS: All
 FOLIO: All

CHECK DATE: 11/01/2021 THRU 11/30/2021
 CLEAR DATE: 0/00/0000 THRU 99/99/9999
 STATEMENT: 0/00/0000 THRU 99/99/9999
 VOIDED DATE: 0/00/0000 THRU 99/99/9999
 AMOUNT: 0.00 THRU 999,999,999.99
 CHECK NUMBER: 000000 THRU 999999

ACCOUNT	--DATE--	--TYPE--	NUMBER	-----DESCRIPTION-----	----AMOUNT---	STATUS	FOLIO	CLEAR DATE
CHECK:								
1010	11/12/2021	CHECK	038707	VOID CHECK	0.00	CLEARED	A	11/12/2021
1010	11/12/2021	CHECK	038708	ARMED FORCE PEST CONTROL, INC.	195.00CR	CLEARED	A	11/19/2021
1010	11/12/2021	CHECK	038709	COUNTY OF LAKE HEALTH SERVICES	1,924.00CR	CLEARED	A	11/29/2021
1010	11/12/2021	CHECK	038710	COUNTY OF LAKE HEALTH SERVICES	1,182.00CR	CLEARED	A	11/29/2021
1010	11/12/2021	CHECK	038711	DATAPROSE, LLC	1,754.38CR	CLEARED	A	11/16/2021
1010	11/12/2021	CHECK	038712	DNA RIDGE ROCK	166.97CR	CLEARED	A	11/23/2021
1010	11/12/2021	CHECK	038713	HARDESTER'S MARKETS & HARDWARE	464.95CR	CLEARED	A	11/19/2021
1010	11/12/2021	CHECK	038714	VOID CHECK	0.00	CLEARED	A	11/12/2021
1010	11/12/2021	CHECK	038715	MENDO MILL CLEARLAKE	226.68CR	CLEARED	A	11/17/2021
1010	11/12/2021	CHECK	038716	NAPA AUTO PARTS	141.27CR	CLEARED	A	11/19/2021
1010	11/12/2021	CHECK	038717	PACE SUPPLY CORP	618.48CR	CLEARED	A	11/16/2021
1010	11/12/2021	CHECK	038718	PENNY CUADRAS	241.45CR	CLEARED	A	11/15/2021
1010	11/12/2021	CHECK	038719	PETTY CASH REIMBURSEMENT	334.04CR	CLEARED	A	11/12/2021
1010	11/12/2021	CHECK	038720	REDWOOD COAST FUELS	975.17CR	CLEARED	A	11/17/2021
1010	11/12/2021	CHECK	038721	SMITH & NEWELL CPA	11,900.00CR	CLEARED	A	11/23/2021
1010	11/12/2021	CHECK	038722	SOUTH LAKE REFUSE & RECYCLING	511.23CR	CLEARED	A	11/16/2021
1010	11/12/2021	CHECK	038723	SPECIAL DISTRICT RISK MANAGEME	34,249.56CR	CLEARED	A	11/17/2021
1010	11/12/2021	CHECK	038724	TELSTAR INSTRUMENTS	3,815.00CR	CLEARED	A	11/16/2021
1010	11/19/2021	CHECK	038725	ALESHIRE & WYNDER, LLP	493.00CR	CLEARED	A	11/23/2021
1010	11/19/2021	CHECK	038726	ALPHA ANALYTICAL LABORATORIES	641.00CR	CLEARED	A	11/24/2021
1010	11/19/2021	CHECK	038727	ARMED FORCE PEST CONTROL, INC.	10.00CR	CLEARED	A	11/24/2021
1010	11/19/2021	CHECK	038728	CARDMEMBER SERVICE	8,817.22CR	CLEARED	A	11/26/2021
1010	11/19/2021	CHECK	038729	COASTLAND CIVIL ENGINEERING, I	1,721.88CR	CLEARED	A	11/23/2021
1010	11/19/2021	CHECK	038730	DEMARCO DESIGN	715.00CR	CLEARED	A	12/01/2021
1010	11/19/2021	CHECK	038731	DNA RIDGE ROCK	167.27CR	CLEARED	A	11/29/2021
1010	11/19/2021	CHECK	038732	GHD	10,304.66CR	CLEARED	A	11/29/2021
1010	11/19/2021	CHECK	038733	GRANITE CONSTRUCTION	2,160.84CR	CLEARED	A	11/23/2021
1010	11/19/2021	CHECK	038734	GARDENS BY JILLIAN	200.00CR	CLEARED	A	11/29/2021
1010	11/19/2021	CHECK	038735	JAMES DAY CONSTRUCTION, INC.	15,334.00CR	CLEARED	A	11/23/2021
1010	11/19/2021	CHECK	038736	JL MECHANICAL	1,119.52CR	CLEARED	A	11/22/2021
1010	11/19/2021	CHECK	038737	MENDO MILL CLEARLAKE	192.38CR	CLEARED	A	11/24/2021
1010	11/19/2021	CHECK	038738	MIDDLETOWN COPY & PRINT	418.28CR	OUTSTND	A	0/00/0000
1010	11/19/2021	CHECK	038739	OFFICE DEPOT, INC	36.79CR	CLEARED	A	11/29/2021
1010	11/19/2021	CHECK	038740	REDWOOD COAST FUELS	2,039.33CR	CLEARED	A	11/23/2021
1010	11/19/2021	CHECK	038741	SMITH CONSTRUCTION	2,991.95CR	CLEARED	A	11/23/2021
1010	11/19/2021	CHECK	038742	SPECIAL DISTRICT RISK MANAGEME	534.65CR	CLEARED	A	11/26/2021
1010	11/19/2021	CHECK	038743	ST HELENA HOSPITAL dba JOBCARE	215.00CR	CLEARED	A	11/24/2021
1010	11/19/2021	CHECK	038744	USA BLUE BOOK	977.06CR	CLEARED	A	12/01/2021
1010	11/19/2021	CHECK	038745	ALLARD, PAT & ANN	22.57CR	OUTSTND	A	0/00/0000
1010	11/19/2021	CHECK	038746	SANCHEZ, MICHEAS	10.28CR	CLEARED	A	12/02/2021
1010	11/19/2021	CHECK	038747	SUST, KATIE M	5.25CR	OUTSTND	A	0/00/0000
1010	11/19/2021	CHECK	038748	GARTON TRACTOR	75,000.00CR	CLEARED	A	11/23/2021

DEPOSIT:

COMPANY: 999 - POOLED CASH FUND
 ACCOUNT: 1010 CASH - POOLED
 TYPE: All
 STATUS: All
 FOLIO: All

CHECK DATE: 11/01/2021 THRU 11/30/2021
 CLEAR DATE: 0/00/0000 THRU 99/99/9999
 STATEMENT: 0/00/0000 THRU 99/99/9999
 VOIDED DATE: 0/00/0000 THRU 99/99/9999
 AMOUNT: 0.00 THRU 999,999,999.99
 CHECK NUMBER: 000000 THRU 999999

ACCOUNT	--DATE--	--TYPE--	NUMBER	-----DESCRIPTION-----	----AMOUNT---	STATUS	FOLIO	CLEAR DATE
DEPOSIT:								
1010	11/01/2021	DEPOSIT		CREDIT CARD 11/01/2021	3,612.55	CLEARED	C	11/01/2021
1010	11/01/2021	DEPOSIT	000001	CREDIT CARD 11/01/2021	1,796.31	CLEARED	C	11/01/2021
1010	11/01/2021	DEPOSIT	000002	CREDIT CARD 11/01/2021	6,084.50	CLEARED	C	11/01/2021
1010	11/01/2021	DEPOSIT	000003	CREDIT CARD 11/01/2021	2,443.09	CLEARED	C	11/03/2021
1010	11/01/2021	DEPOSIT	000004	REGULAR DAILY POST 11/01/2021	4,204.89	CLEARED	C	11/02/2021
1010	11/02/2021	DEPOSIT		CREDIT CARD 11/02/2021	8,918.12	CLEARED	C	11/04/2021
1010	11/02/2021	DEPOSIT	000001	CREDIT CARD 11/02/2021	53.72	CLEARED	C	11/02/2021
1010	11/02/2021	DEPOSIT	000002	CREDIT CARD 11/02/2021	3,070.65	CLEARED	C	11/04/2021
1010	11/02/2021	DEPOSIT	000003	REGULAR DAILY POST 11/02/2021	2,251.12	CLEARED	C	11/04/2021
1010	11/03/2021	DEPOSIT		DAILY PAYMENT POSTING - ADJ	91.68CR	CLEARED	U	11/03/2021
1010	11/03/2021	DEPOSIT	000001	CREDIT CARD 11/03/2021	4,029.49	CLEARED	C	11/03/2021
1010	11/03/2021	DEPOSIT	000002	CREDIT CARD 11/03/2021	454.08	CLEARED	C	11/03/2021
1010	11/03/2021	DEPOSIT	000003	CREDIT CARD 11/03/2021	1,268.07	CLEARED	C	11/05/2021
1010	11/03/2021	DEPOSIT	000004	REGULAR DAILY POST 11/03/2021	1,355.05	CLEARED	C	11/04/2021
1010	11/03/2021	DEPOSIT	110321	DAILY PAYMENT POSTING - ADJ	91.68	CLEARED	G	11/03/2021
1010	11/04/2021	DEPOSIT		CREDIT CARD 11/04/2021	3,532.58	CLEARED	C	11/05/2021
1010	11/04/2021	DEPOSIT	000001	CREDIT CARD 11/04/2021	1,271.93	CLEARED	C	11/05/2021
1010	11/04/2021	DEPOSIT	000002	CREDIT CARD 11/04/2021	1,640.91	CLEARED	C	11/08/2021
1010	11/04/2021	DEPOSIT	000003	REGULAR DAILY POST 11/04/2021	1,372.52	CLEARED	C	11/05/2021
1010	11/05/2021	DEPOSIT		CREDIT CARD 11/05/2021	1,899.76	CLEARED	C	11/08/2021
1010	11/05/2021	DEPOSIT	000001	CREDIT CARD 11/05/2021	221.75	CLEARED	C	11/08/2021
1010	11/05/2021	DEPOSIT	000002	CREDIT CARD 11/05/2021	2,502.49	CLEARED	C	11/08/2021
1010	11/05/2021	DEPOSIT	000003	REGULAR DAILY POST 11/05/2021	4,087.56	CLEARED	C	11/08/2021
1010	11/08/2021	DEPOSIT		CREDIT CARD 11/08/2021	3,622.98	CLEARED	C	11/08/2021
1010	11/08/2021	DEPOSIT	000001	CREDIT CARD 11/08/2021	1,847.42	CLEARED	C	11/08/2021
1010	11/08/2021	DEPOSIT	000002	CREDIT CARD 11/08/2021	1,711.44	CLEARED	C	11/09/2021
1010	11/08/2021	DEPOSIT	000003	CREDIT CARD 11/08/2021	528.29	CLEARED	C	11/08/2021
1010	11/08/2021	DEPOSIT	000004	CREDIT CARD 11/08/2021	59.28	CLEARED	C	11/08/2021
1010	11/08/2021	DEPOSIT	000005	CREDIT CARD 11/08/2021	665.43	CLEARED	C	11/09/2021
1010	11/08/2021	DEPOSIT	000006	CREDIT CARD 11/08/2021	63.57	CLEARED	C	11/08/2021
1010	11/08/2021	DEPOSIT	000007	CREDIT CARD 11/08/2021	4,979.33	CLEARED	C	11/10/2021
1010	11/08/2021	DEPOSIT	000008	REGULAR DAILY POST 11/08/2021	9,802.47	CLEARED	C	11/09/2021
1010	11/09/2021	DEPOSIT		DAILY PAYMENT POSTING - ADJ	302.87CR	CLEARED	U	11/10/2021
1010	11/09/2021	DEPOSIT	000001	CREDIT CARD 11/09/2021	2,610.91	CLEARED	C	11/10/2021
1010	11/09/2021	DEPOSIT	000002	CREDIT CARD 11/09/2021	493.95	CLEARED	C	11/10/2021
1010	11/10/2021	DEPOSIT		CREDIT CARD 11/10/2021	2,923.54	CLEARED	C	11/12/2021
1010	11/10/2021	DEPOSIT	000001	REGULAR DAILY POST 11/10/2021	4,657.06	CLEARED	C	11/10/2021
1010	11/10/2021	DEPOSIT	000002	CREDIT CARD 11/10/2021	3,846.59	CLEARED	C	11/12/2021
1010	11/10/2021	DEPOSIT	000003	CREDIT CARD 11/10/2021	3,823.58	CLEARED	C	11/12/2021
1010	11/10/2021	DEPOSIT	000004	REGULAR DAILY POST 11/10/2021	6,866.73	CLEARED	C	11/12/2021
1010	11/12/2021	DEPOSIT		CREDIT CARD 11/12/2021	6,014.32	CLEARED	C	11/12/2021
1010	11/12/2021	DEPOSIT	000001	CREDIT CARD 11/12/2021	1,445.65	CLEARED	C	11/15/2021
1010	11/12/2021	DEPOSIT	000002	CREDIT CARD 11/12/2021	345.82	CLEARED	C	11/15/2021
1010	11/12/2021	DEPOSIT	000003	CREDIT CARD 11/12/2021	215.61	CLEARED	C	11/12/2021

COMPANY: 999 - POOLED CASH FUND
 ACCOUNT: 1010 CASH - POOLED
 TYPE: All
 STATUS: All
 FOLIO: All

CHECK DATE: 11/01/2021 THRU 11/30/2021
 CLEAR DATE: 0/00/0000 THRU 99/99/9999
 STATEMENT: 0/00/0000 THRU 99/99/9999
 VOIDED DATE: 0/00/0000 THRU 99/99/9999
 AMOUNT: 0.00 THRU 999,999,999.99
 CHECK NUMBER: 000000 THRU 999999

ACCOUNT	--DATE--	--TYPE--	NUMBER	-----DESCRIPTION-----	----AMOUNT---	STATUS	FOLIO	CLEAR DATE
DEPOSIT:								
1010	11/12/2021	DEPOSIT	000004	CREDIT CARD 11/12/2021	68.21	CLEARED	C	11/15/2021
1010	11/12/2021	DEPOSIT	000005	CREDIT CARD 11/12/2021	3,860.57	CLEARED	C	11/15/2021
1010	11/12/2021	DEPOSIT	000006	REGULAR DAILY POST 11/12/2021	13,967.43	CLEARED	C	11/15/2021
1010	11/15/2021	DEPOSIT		CREDIT CARD 11/15/2021	4,438.11	CLEARED	C	11/15/2021
1010	11/15/2021	DEPOSIT	000001	CREDIT CARD 11/15/2021	1,571.49	CLEARED	C	11/15/2021
1010	11/15/2021	DEPOSIT	000002	CREDIT CARD 11/15/2021	8,221.51	CLEARED	C	11/16/2021
1010	11/15/2021	DEPOSIT	000003	CREDIT CARD 11/15/2021	151.00	CLEARED	C	11/15/2021
1010	11/15/2021	DEPOSIT	000004	CREDIT CARD 11/15/2021	111.22	CLEARED	C	11/15/2021
1010	11/15/2021	DEPOSIT	000005	CREDIT CARD 11/15/2021	416.97	CLEARED	C	11/16/2021
1010	11/15/2021	DEPOSIT	000006	CREDIT CARD 11/15/2021	115.93	CLEARED	C	11/15/2021
1010	11/15/2021	DEPOSIT	000007	CREDIT CARD 11/15/2021	3,644.31	CLEARED	C	11/17/2021
1010	11/15/2021	DEPOSIT	000008	REGULAR DAILY POST 11/15/2021	39,550.49	CLEARED	C	11/16/2021
1010	11/16/2021	DEPOSIT		CREDIT CARD 11/16/2021	26,971.01	CLEARED	C	11/17/2021
1010	11/16/2021	DEPOSIT	000001	CREDIT CARD 11/16/2021	393.42	CLEARED	C	11/17/2021
1010	11/16/2021	DEPOSIT	000002	CREDIT CARD 11/16/2021	79.17	CLEARED	C	11/17/2021
1010	11/16/2021	DEPOSIT	000003	CREDIT CARD 11/16/2021	1,475.46	CLEARED	C	11/19/2021
1010	11/16/2021	DEPOSIT	000004	REGULAR DAILY POST 11/16/2021	9,063.47	CLEARED	C	11/17/2021
1010	11/17/2021	DEPOSIT		CREDIT CARD 11/17/2021	6,262.31	CLEARED	C	11/19/2021
1010	11/17/2021	DEPOSIT	000001	CREDIT CARD 11/17/2021	984.30	CLEARED	C	11/19/2021
1010	11/17/2021	DEPOSIT	000002	CREDIT CARD 11/17/2021	322.61	CLEARED	C	11/19/2021
1010	11/17/2021	DEPOSIT	000003	DRAFT POSTING	18,457.29	CLEARED	U	11/16/2021
1010	11/17/2021	DEPOSIT	000004	CREDIT CARD 11/17/2021	6,557.85	CLEARED	C	11/19/2021
1010	11/17/2021	DEPOSIT	000005	REGULAR DAILY POST 11/17/2021	5,370.55	CLEARED	C	11/19/2021
1010	11/18/2021	DEPOSIT		CREDIT CARD 11/18/2021	3,988.63	CLEARED	C	11/19/2021
1010	11/18/2021	DEPOSIT	000001	CREDIT CARD 11/18/2021	1,172.18	CLEARED	C	11/19/2021
1010	11/18/2021	DEPOSIT	000002	CREDIT CARD 11/18/2021	763.83	CLEARED	C	11/19/2021
1010	11/18/2021	DEPOSIT	000003	CREDIT CARD 11/18/2021	3,208.74	CLEARED	C	11/22/2021
1010	11/18/2021	DEPOSIT	000004	REGULAR DAILY POST 11/18/2021	8,359.64	CLEARED	C	11/19/2021
1010	11/19/2021	DEPOSIT		CREDIT CARD 11/19/2021	4,785.11	CLEARED	C	11/22/2021
1010	11/19/2021	DEPOSIT	000001	CREDIT CARD 11/19/2021	577.24	CLEARED	C	11/22/2021
1010	11/19/2021	DEPOSIT	000002	CREDIT CARD 11/19/2021	67.50	CLEARED	C	11/22/2021
1010	11/19/2021	DEPOSIT	000003	CREDIT CARD 11/19/2021	6,250.91	CLEARED	C	11/22/2021
1010	11/19/2021	DEPOSIT	000004	REGULAR DAILY POST 11/19/2021	12,312.95	CLEARED	C	11/22/2021
1010	11/22/2021	DEPOSIT		CREDIT CARD 11/22/2021	9,025.06	CLEARED	C	11/23/2021
1010	11/22/2021	DEPOSIT	000001	CREDIT CARD 11/22/2021	8,055.07	CLEARED	C	11/22/2021
1010	11/22/2021	DEPOSIT	000002	CREDIT CARD 11/22/2021	2,204.73	CLEARED	C	11/26/2021
1010	11/22/2021	DEPOSIT	000003	CREDIT CARD 11/22/2021	1,790.04	CLEARED	C	11/23/2021
1010	11/22/2021	DEPOSIT	000004	CREDIT CARD 11/22/2021	73.85	CLEARED	C	11/22/2021
1010	11/22/2021	DEPOSIT	000005	CREDIT CARD 11/22/2021	73.85	OUTSTND	C	0/00/0000
1010	11/22/2021	DEPOSIT	000006	CREDIT CARD 11/22/2021	198.45	CLEARED	C	11/23/2021
1010	11/22/2021	DEPOSIT	000007	CREDIT CARD 11/22/2021	8,714.42	CLEARED	C	11/24/2021
1010	11/22/2021	DEPOSIT	000008	REGULAR DAILY POST 11/22/2021	11,164.93	CLEARED	C	11/23/2021
1010	11/23/2021	DEPOSIT		CREDIT CARD 11/23/2021	4,853.19	CLEARED	C	11/24/2021
1010	11/23/2021	DEPOSIT	000001	CREDIT CARD 11/23/2021	1,662.05	CLEARED	C	11/24/2021

COMPANY: 999 - POOLED CASH FUND
 ACCOUNT: 1010 CASH - POOLED
 TYPE: All
 STATUS: All
 FOLIO: All

CHECK DATE: 11/01/2021 THRU 11/30/2021
 CLEAR DATE: 0/00/0000 THRU 99/99/9999
 STATEMENT: 0/00/0000 THRU 99/99/9999
 VOIDED DATE: 0/00/0000 THRU 99/99/9999
 AMOUNT: 0.00 THRU 999,999,999.99
 CHECK NUMBER: 000000 THRU 999999

ACCOUNT	--DATE--	--TYPE--	NUMBER	-----DESCRIPTION-----	-----AMOUNT---	STATUS	FOLIO	CLEAR DATE
DEPOSIT:								
1010	11/23/2021	DEPOSIT	000002	CREDIT CARD 11/23/2021	2,047.63	CLEARED	C	11/23/2021
1010	11/23/2021	DEPOSIT	000003	REGULAR DAILY POST 11/23/2021	22,106.51	CLEARED	C	11/24/2021
1010	11/24/2021	DEPOSIT		CREDIT CARD 11/24/2021	2,147.91	CLEARED	C	11/26/2021
1010	11/24/2021	DEPOSIT	000001	CREDIT CARD 11/24/2021	163.38	CLEARED	C	11/26/2021
1010	11/24/2021	DEPOSIT	000002	CREDIT CARD 11/24/2021	1,192.24	CLEARED	C	11/26/2021
1010	11/24/2021	DEPOSIT	000003	REGULAR DAILY POST 11/24/2021	655.35	CLEARED	C	11/29/2021
1010	11/29/2021	DEPOSIT		CREDIT CARD 11/29/2021	848.28	CLEARED	C	11/26/2021
1010	11/29/2021	DEPOSIT	000001	CREDIT CARD 11/29/2021	503.64	CLEARED	C	11/29/2021
1010	11/29/2021	DEPOSIT	000002	CREDIT CARD 11/29/2021	411.15	CLEARED	C	11/29/2021
1010	11/29/2021	DEPOSIT	000003	CREDIT CARD 11/29/2021	869.05	CLEARED	C	11/29/2021
1010	11/29/2021	DEPOSIT	000004	CREDIT CARD 11/29/2021	187.82	CLEARED	C	11/29/2021
1010	11/29/2021	DEPOSIT	000005	CREDIT CARD 11/29/2021	164.26	CLEARED	C	11/29/2021
1010	11/29/2021	DEPOSIT	000006	CREDIT CARD 11/29/2021	168.73	CLEARED	C	11/29/2021
1010	11/29/2021	DEPOSIT	000007	CREDIT CARD 11/29/2021	1,167.63	CLEARED	C	12/01/2021
1010	11/29/2021	DEPOSIT	000008	REGULAR DAILY POST 11/29/2021	1,445.58	CLEARED	C	11/29/2021
1010	11/29/2021	DEPOSIT	000009	DAILY PAYMENT POSTING - ADJ	91.59CR	CLEARED	U	11/29/2021
1010	11/30/2021	DEPOSIT		CREDIT CARD 11/30/2021	3,088.91	CLEARED	C	12/01/2021
1010	11/30/2021	DEPOSIT	000001	CREDIT CARD 11/30/2021	691.03	CLEARED	C	12/02/2021
1010	11/30/2021	DEPOSIT	000002	REGULAR DAILY POST 11/30/2021	1,732.67	CLEARED	C	12/01/2021
EFT:								
1010	11/12/2021	EFT	111221	PG&E 09/20/2021-10/18/2021	15,534.88CR	CLEARED	G	11/15/2021
1010	11/18/2021	EFT	111921	VERIZON OCT 07 - NOV 06, 2021	830.08CR	CLEARED	G	11/22/2021
1010	11/19/2021	EFT	111921	VERIZON OCT 07 - NOV 06, 2021	317.44CR	CLEARED	G	11/22/2021
MISCELLANEOUS:								
1010	11/01/2021	MISC.	011121	RECONCILE CC BATCH 042/0	793.21CR	CLEARED	G	11/01/2021
1010	11/05/2021	MISC.		PAYROLL DIRECT DEPOSIT	33,763.93CR	CLEARED	P	11/05/2021
1010	11/05/2021	MISC.	110521	AMI PJ METERS PACE	126,136.52CR	CLEARED	G	11/05/2021
1010	11/16/2021	MISC.	111621	DEPOSIT SLIP ORDER	92.82CR	CLEARED	G	11/16/2021
1010	11/19/2021	MISC.		PAYROLL DIRECT DEPOSIT	30,962.02CR	CLEARED	P	11/19/2021
SERVICE CHARGE:								
1010	11/02/2021	SERV-CHG	110221	OCTOBER MERCHANT FEE 25	1,471.90CR	CLEARED	G	11/02/2021
1010	11/02/2021	SERV-CHG	110222	OCTOBER MERCHANT FEE 27	3,443.03CR	CLEARED	G	11/02/2021
1010	11/02/2021	SERV-CHG	110223	OCTOBER MERCHANT FEE 29	35.32CR	CLEARED	G	11/02/2021
1010	11/15/2021	SERV-CHG	111521	ANALYSIS FEE OCTOBER	426.47CR	OUTSTND	G	0/00/0000
TOTALS FOR ACCOUNT 1010								
				CHECK	TOTAL:			218,263.44CR
				DEPOSIT	TOTAL:			393,149.47
				INTEREST	TOTAL:			0.00
				MISCELLANEOUS	TOTAL:			191,748.50CR
				SERVICE CHARGE	TOTAL:			5,376.72CR
				EFT	TOTAL:			16,682.40CR
				BANK-DRAFT	TOTAL:			28,349.35CR

COMPANY: 999 - POOLED CASH FUND
ACCOUNT: 1010 CASH - POOLED
TYPE: All
STATUS: All
FOLIO: All

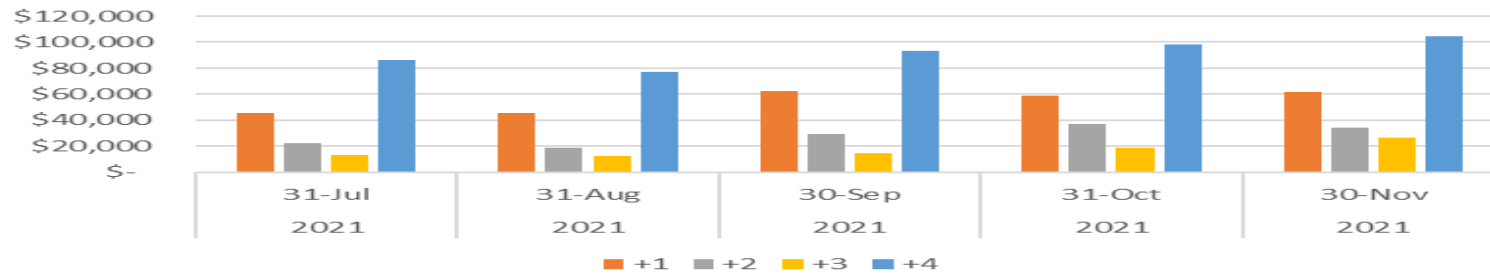
CHECK DATE: 11/01/2021 THRU 11/30/2021
CLEAR DATE: 0/00/0000 THRU 99/99/9999
STATEMENT: 0/00/0000 THRU 99/99/9999
VOIDED DATE: 0/00/0000 THRU 99/99/9999
AMOUNT: 0.00 THRU 999,999,999.99
CHECK NUMBER: 000000 THRU 999999

ACCOUNT --DATE-- --TYPE-- NUMBER -----DESCRIPTION----- ----AMOUNT--- STATUS FOLIO CLEAR DATE

TOTALS FOR POOLED CASH FUND

CHECK	TOTAL:	218,263.44CR
DEPOSIT	TOTAL:	393,149.47
INTEREST	TOTAL:	0.00
MISCELLANEOUS	TOTAL:	191,748.50CR
SERVICE CHARGE	TOTAL:	5,376.72CR
EFT	TOTAL:	16,682.40CR
BANK-DRAFT	TOTAL:	28,349.35CR

AGING REPORT NOVEMBER 30, 2021 FY 2021-2022



NOVEMBER	Less than \$100	\$101-\$199	\$200-\$299	\$300-\$399	\$400-\$499	\$500-\$599	\$600-\$699	\$700-\$799	\$800-\$899	\$900-\$999	\$1000-\$1999	\$2000-\$2999	\$3000 +	TOTAL:
Accounts	0	74	50	71	39	29	22	13	11	10	38	16	15	388
Amount	\$0	\$10,794	\$12,766	\$24,634	\$17,626	\$15,975	\$14,199	\$9,750	\$9,250	\$9,569	\$54,883	\$40,180	\$54,678	\$274,304
Difference Previous Month	-1	39	11	18	1	-4	-1	1	0	2	0	1	1	68
	-\$99	\$5,404	\$3,015	\$22,775	\$708	-\$2,321	-\$836	\$680	-\$7	\$1,988	\$2,328	\$3,483	\$4,976	\$42,094
OCTOBER	Less than \$100	\$101-\$199	\$200-\$299	\$300-\$399	\$400-\$499	\$500-\$599	\$600-\$699	\$700-\$799	\$800-\$899	\$900-\$999	\$1000-\$1999	\$2000-\$2999	\$3000 +	TOTAL:
Accounts	1	35	39	53	38	33	23	12	11	8	38	15	14	320
Amount	\$99	\$5,390	\$9,751	\$1,859	\$16,918	\$18,296	\$15,035	\$9,070	\$9,257	\$7,581	\$52,555	\$36,697	\$49,702	\$232,210
Difference Previous Month	1	-20	-12	-1	-12	12	-1	-9	1	3	3	0	2	-33
	\$99	\$5,367	\$9,724	\$1,839	\$16,906	\$18,302	\$15,033	\$9,062	\$9,251	\$7,581	\$52,552	\$36,696	\$49,698	-\$12,733
SEPTEMBER	Less than \$100	\$101-\$199	\$200-\$299	\$300-\$399	\$400-\$499	\$500-\$599	\$600-\$699	\$700-\$799	\$800-\$899	\$900-\$999	\$1000-\$1999	\$2000-\$2999	\$3000 +	TOTAL:
Accounts	0	55	51	54	50	21	24	21	10	5	35	15	12	353
Amount	\$0	\$8,038	\$12,935	\$19,126	\$22,067	\$11,597	\$15,192	\$15,628	\$8,382	\$4,675	\$47,704	\$37,777	\$41,822	\$244,943
Difference Previous Month	0	23	27	20	12	-6	2	8	6	0	3	1	4	100
	\$0	\$3,193	\$6,774	\$7,036	\$5,334	-\$3,164	\$813	\$5,981	\$4,954	-\$99	\$4,008	\$1,266	\$14,151	\$50,248
AUGUST	Less than \$100	\$101-\$199	\$200-\$299	\$300-\$399	\$400-\$499	\$500-\$599	\$600-\$699	\$700-\$799	\$800-\$899	\$900-\$999	\$1000-\$1999	\$2000-\$2999	\$3000 +	TOTAL:
Accounts	0	32	24	34	38	27	22	13	4	5	32	14	8	253
Amount	\$0	\$4,845	\$6,161	\$12,090	\$16,733	\$14,761	\$14,379	\$9,647	\$3,428	\$4,774	\$43,696	\$36,511	\$27,671	\$194,695
Difference Previous Month	-1	-15	-16	-21	-4	-4	8	2	-5	1	-2	0	0	-57
	-\$99	-\$2,425	-\$3,870	-\$6,930	-\$2,120	-\$2,037	\$5,407	\$1,467	-\$4,181	\$951	-\$1,732	\$1,099	\$427	-\$14,042
JULY	Less than \$100	\$101-\$199	\$200-\$299	\$300-\$399	\$400-\$499	\$500-\$599	\$600-\$699	\$700-\$799	\$800-\$899	\$900-\$999	\$1000-\$1999	\$2000-\$2999	\$3000 +	TOTAL:
Accounts	1	47	40	55	42	31	14	11	9	4	34	14	8	310
Amount	\$99	\$7,270	\$10,031	\$19,019	\$18,853	\$16,797	\$8,972	\$8,181	\$7,609	\$3,823	\$45,428	\$35,412	\$27,244	\$208,738
Difference Previous Month	-6	14	-2	5	7	4	4	5	4	-4	10	0	1	42
	-\$566	\$2,476	-\$679	\$1,763	\$3,257	\$2,233	\$2,578	\$3,655	\$3,483	-\$3,956	\$12,413	\$1,300	\$3,583	\$31,540

MEMO

To: Board of Directors

From: Marty Rodriguez

Date: 12/17/2021

RE: Senior Account Representative's Monthly Report

Monthly Billing 11/30/2021

Mailed statements: 2,076

Electronic statements: 609

The statement "SPECIAL MESSAGE

This month CSD is happy to announce the distribution of our MainLine newsletter. Every month, we will give you a concise report of CSD's important news and events and how they affect your water and wastewater systems. We invite you to learn about how we are working hard to meet our commitment to the community as illustrated in our mission and vision statements.

Delinquent Billing 11/22/2021

Delinquent statements for September bills: 577

Courtesy Notification

No Courtesy notices delivered due to COVID-19.

No Electronic notices due to COVID-19.

Phone Notification

No Phone notifications due to COVID-19.

Lock Offs

No Lock Offs due to COVID-19.

MAIN the HVLCS D line

PUBLISHED MONTHLY BY HIDDEN VALLEY LAKE COMMUNITY SERVICES DISTRICT

DECEMBER 2021

WELCOME!



Happy Holidays
from all of us at
your CSD!



THE MISSION OF THE HIDDEN VALLEY LAKE COMMUNITY SERVICES DISTRICT IS TO PROVIDE, MAINTAIN AND PROTECT OUR COMMUNITY'S WATER.

VISION STATEMENT

HIDDEN VALLEY LAKE COMMUNITY SERVICES DISTRICT IS WIDELY RECOGNIZED AS A LEADING RURAL WATER PURVEYOR AND INNOVATIVE WATER MANAGEMENT AGENCY.

HIDDEN VALLEY LAKE COMMUNITY SERVICES DISTRICT
19400 HARTMANN ROAD
HIDDEN VALLEY LAKE, CA 95467
P: 707.987.9201
F: 707.987.3237
www.hvlcsd.org

There's been a tremendous amount of activity going on at your Hidden Valley Lake Community Services District and we think you should know about it on a consistent basis. Every month, we will give you a concise report of the important news and events and how they affect your water and wastewater systems. If you have questions about items in this newsletter, please email them to Penny Cuadras, Administrative Services Manager, at pcuadras@hvlcsd.org. We will respond to your inquiries as soon as we possibly can. In the meantime, we urge you to familiarize yourself with our website, hvlcsd.org. It contains a lot of information including, probably, most of the answers to your questions.

DAY-TO-DAY OPERATIONS

FINANCIALS

Budgets are essentially guideposts to fiscal well-being. As such, our 'Accounting Doc' has called for a half-life check up! We are approaching the half-way point in our fiscal year, and budget. We plan to conduct a mid-year budget review to get a clear picture of where we stand with expenses and capital projects. The District's OPEB liability is under analysis. We are considering a change in our policy for retiree health benefits that will ease this fiscal burden. OPEB (Other Postemployment Benefits) are benefits other than pensions that state and local governments provide to their retired employees.

Continuing with the well-being guideposts, we're also looking at Earthquake Insurance as an option. With millions of dollars above ground and many more underground, staff will be providing infrastructure details to our carrier, SDRMA, who will in turn develop a quote.

DROUGHT

Every month, the Board gets a staff-prepared comprehensive report on the health of the District. An addition to the Board's Field Report will be a chart that provides perspectives on the health of our aquifer, the Coyote Valley Basin. The "recharge rate percentage" will be added as an illustration of how well the aquifer recovers after a well drawdown test.

Staff continues to attend the bi-weekly Drought Taskforce Meetings. As the voice of the South Lake County groundwater resource, this is a great opportunity to collaborate with our peer water agencies during both the rainy and dry seasons.

The State Water Resources Control Board Department of Water Resources (SWRCB DWR) is offering Drought Relief Funding through two different programs that the District is currently investigating. Eligible projects must show improvements to water quality, water supply reliability and/or provide an emergency solution to water shortage conditions.

STAFFING

The Employee Policy Manual (EPM) has undergone several revisions since the previously adopted version of 2015. Employees, the Personnel Committee, and the full Board of Directors have had a chance to review and provide feedback. The Final EPM should be ready for adoption in the next few months.

We are pleased to report that we are fully staffed! We look forward to the continuation of meeting our statutory obligations while simultaneously branching out into both administrative and field project activities that make CSD an innovative and exemplary water purveyor.

PROJECTS & FUNDING

The District has six projects under development, three of which are fully active.

ACTIVE PROJECTS

I & I

- Infiltration and Inflow puts undue stress on the wastewater treatment process. This project involves sealing the leaks and cracks that allow water into a wastewater system so that Sewer System Overflows (SSOs) caused by I & I don't pose a threat to public safety. Original manhole lids are not airtight allowing stormwater (inflow) to enter the wastewater collection system. Field staff has installed 47 airtight manhole lids. Water entering the wastewater system through the sewer lines is called Infiltration. Sewer lines compromised by root intrusion allow stormwater into the wastewater collection system. We're working to alleviate this condition with 350 feet of sewer line recently replaced near Fiddlers Road.

AMI

- Advanced Metering Infrastructure delivers water usage data/information to the homeowner through an app. This project will enable the homeowner to take control of their water use, any potential leaks and puts the power of conservation in their hands. When fully functional, it eliminates manual meter reading freeing up field staff to focus on more proactive maintenance. In July, 600 meters were purchased, but supply chain issues and computer chip shortages have delayed delivery of the radio relays which convey water usage to homeowners. However, staff will install the radio-less meters one neighborhood at a time because they're more accurate and adding the relays, once they arrive, is fairly quick.

SCADA

- This Supervisor Control And Data Acquisition system is a common method for a municipal utility to manage most aspects of

water & wastewater services. The District is in need of a SCADA refresh and has commissioned the engineering firm GHD to develop a SCADA Master Plan, expected to be completed by early Spring '22.

UNDER DEVELOPMENT

UNIT 9 TANK

- This is a tank replacement project located on Eagle Rock Road. Coastland Civil Engineering has developed a preliminary design that meets both the water demand as well as the fire-flow needs of the community. The District is seeking both state and federal funding to assist in the construction of this project.

WATER MAINS

- The lines that deliver potable water to the community are in various states of decline due to a number of factors including age and soil conditions. The technology that existed when the water mainlines were installed, in many cases more than 50 years ago, has matured and the preferred materials have changed. When responding to contemporary mainline breaks, the condition of these old lines has become clear and underscores the urgency of a District-wide solution. The District is seeking both state and federal funding to assist in the replacement of mainlines.

FLASHES

- This acronym stands for Firemain Linked Auxiliary Supply Hydraulic Energy Storage. This is a renewable energy project that is designed to produce three key benefits to CSD and its residents. The FLASHES project will help in the protection of the community against wildfire and Public Safety Power Shutoffs (PSPS). It will also produce a revenue stream from the sale of electricity to assist in the construction of much-needed projects, some of which are outlined above. The District, together with ESCO partner Trane Technologies, is seeking both state and federal funding to assist in the construction of this project.


spotlight

WORKING EMERGENCIES

Our field staff and some of the admin staff have been spending quite a bit of their time filling the role of emergency workers.

- The mainline break on Moon Ridge Road required many hours of hard manual labor and critical thinking on containment.
- The PSPS events also take away from day-to-day operations. When PG&E shuts off power, staff must go into overdrive securing generators, electrical contractors, and fuel supply from suppliers who may not have what we need.

These events are setbacks to both maintenance and operations tasks and project work, which can be frustrating and disheartening at times. Thankfully, the District has a very capable crew, who has proven the ability to recover quickly. The very next week, operations were back on track, and the Infiltration and Inflow (I & I) project revived with more manhole lids being replaced.



NEIGHBORHOOD WATER WATCH

Water Theft is a Crime!

Don't allow it to happen to your water.

Report it and help us save water together.

Daytime 707-987-9201 or Evenings 707-533-3498



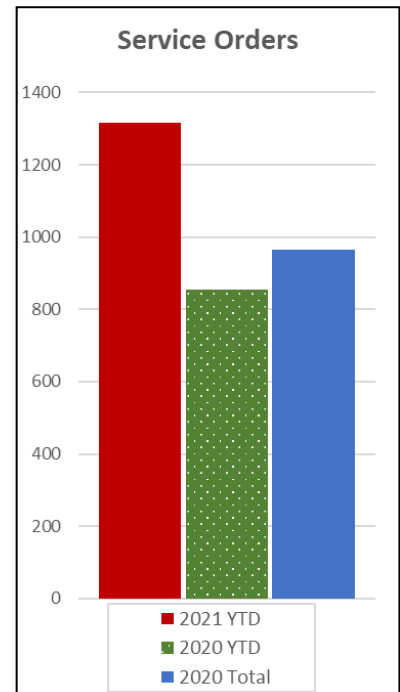
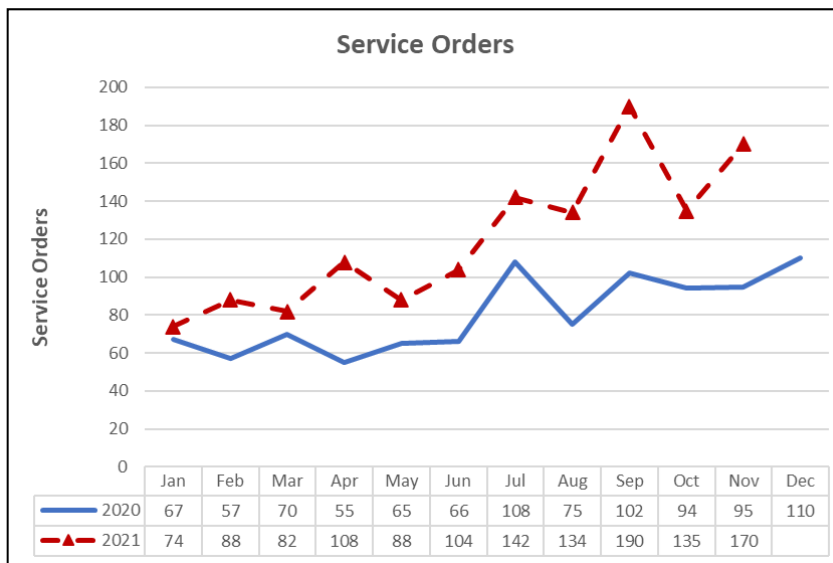
Hidden Valley Lake Community Services District

Field Operations Report

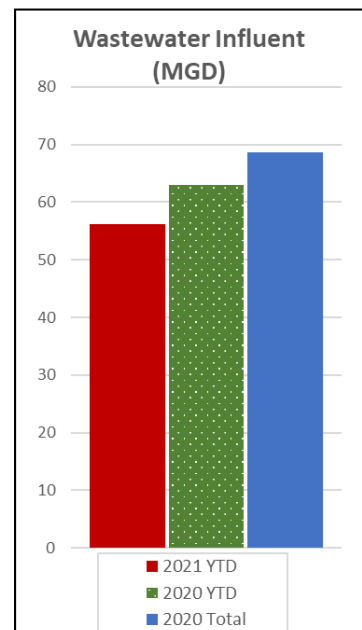
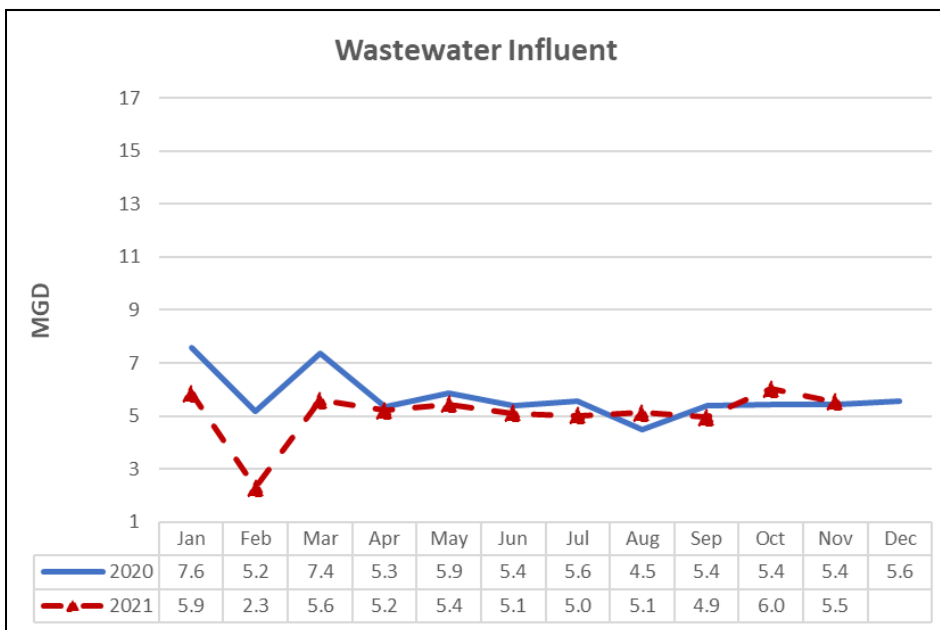
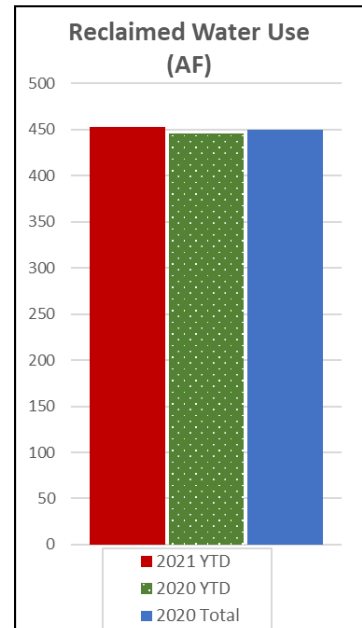
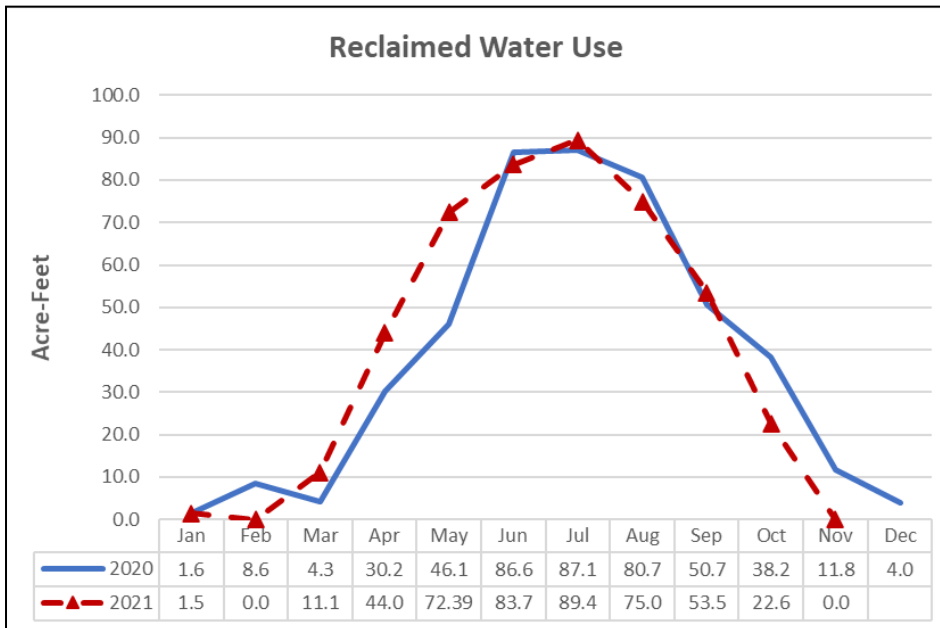
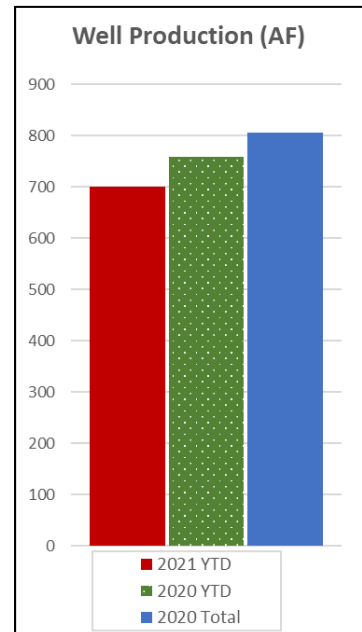
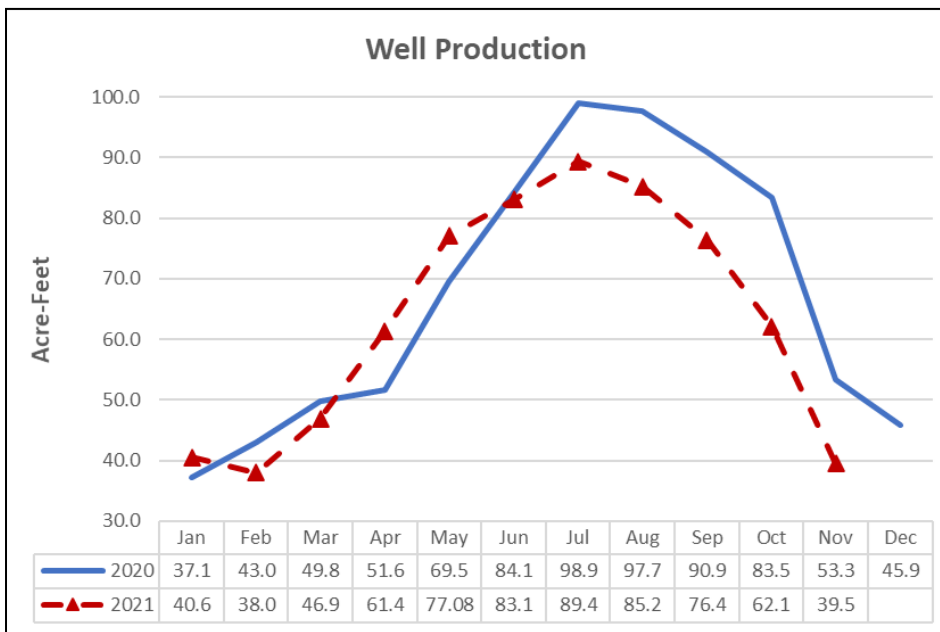
November 2021

Water Connections		Sewer Connections	
New (current month)	0	New (current month)	0
Residential (previous month)	2463	Residential (previous month)	1469
Commercial & Govt (previous month)	34	Commercial & Govt (previous month)	15
Total Water Connections:	2497	Total Wastewater Connections:	1484

Precipitation		
November	Previous Year November	Historical
1.39 in	1.00 in	4.81 in

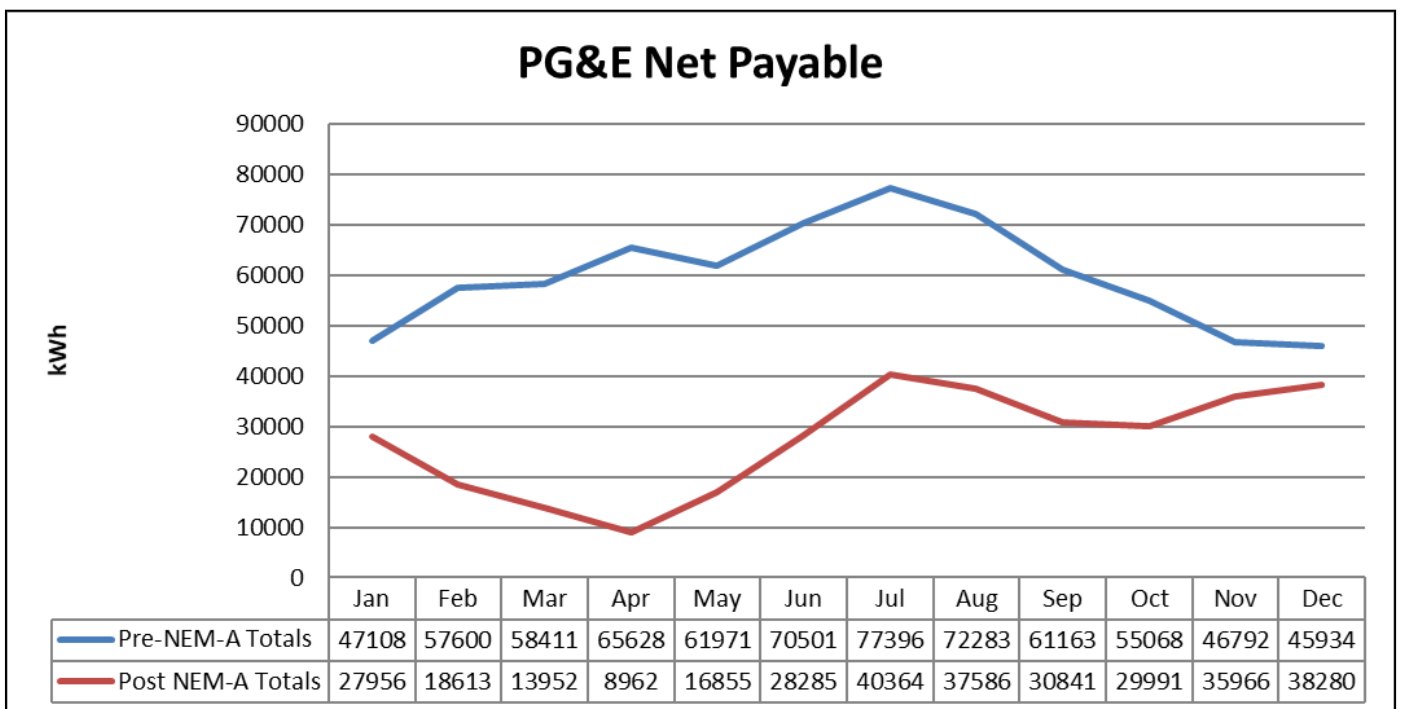


Hours		
Overtime Hours:	34.50	\$1,174.26



Vehicle Mileage	
Vehicle	Mileage
Truck 1	0
Truck 2	1,049
Truck 3	1,690
Truck 4	863
Truck 6	789
Truck 7	1,100
Truck 8	1,859
Truck 9	244
Tractor	3.50 hours
Dump Truck	436
Vac Truck	149.70
Excavator	4.8 hours

Fuel Tank Use		
	Gasoline	Diesel
Tank Meter	416.50	331.90
Fuel Log	416.00	331.50

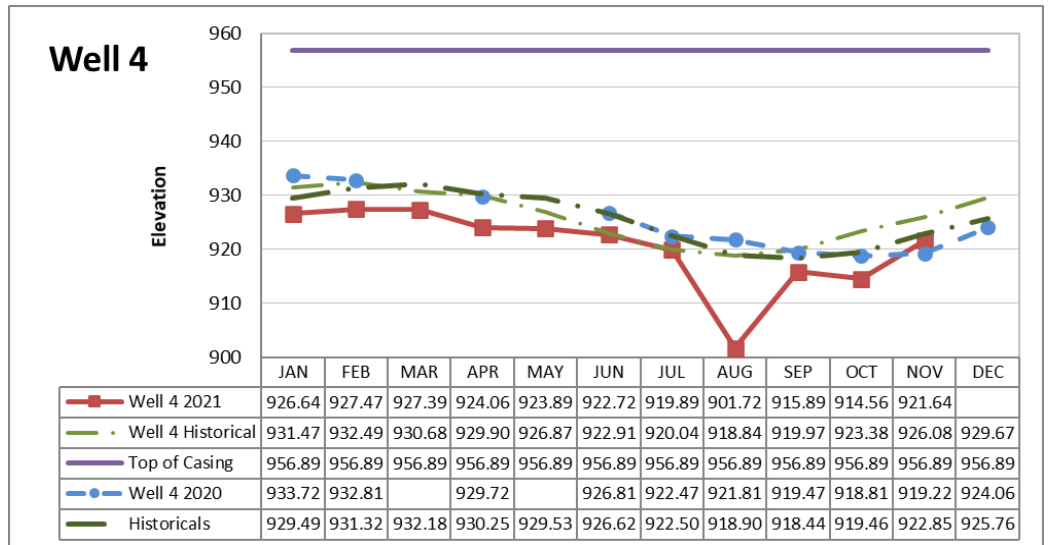


Groundwater Data

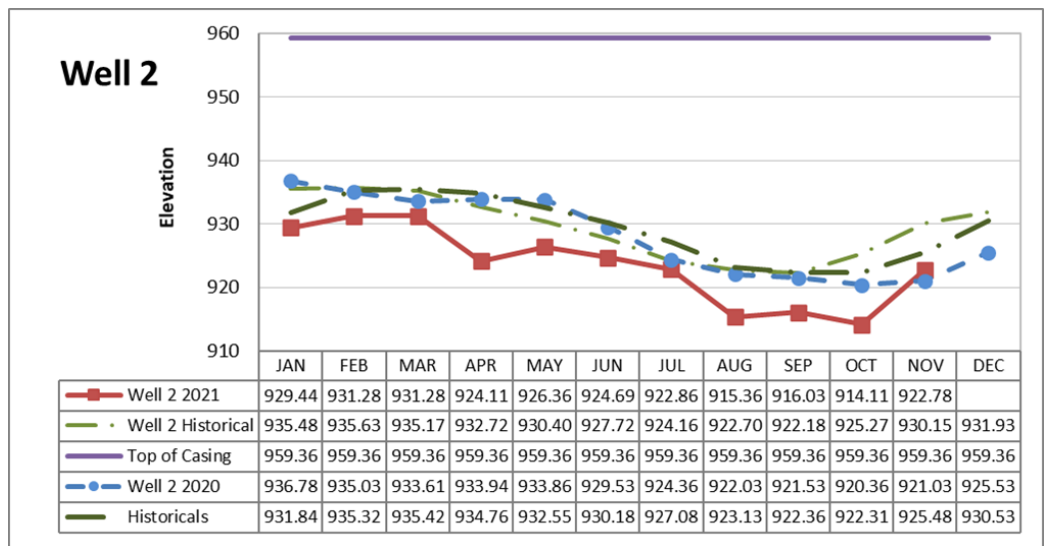
Drawdown

Recharge Rate

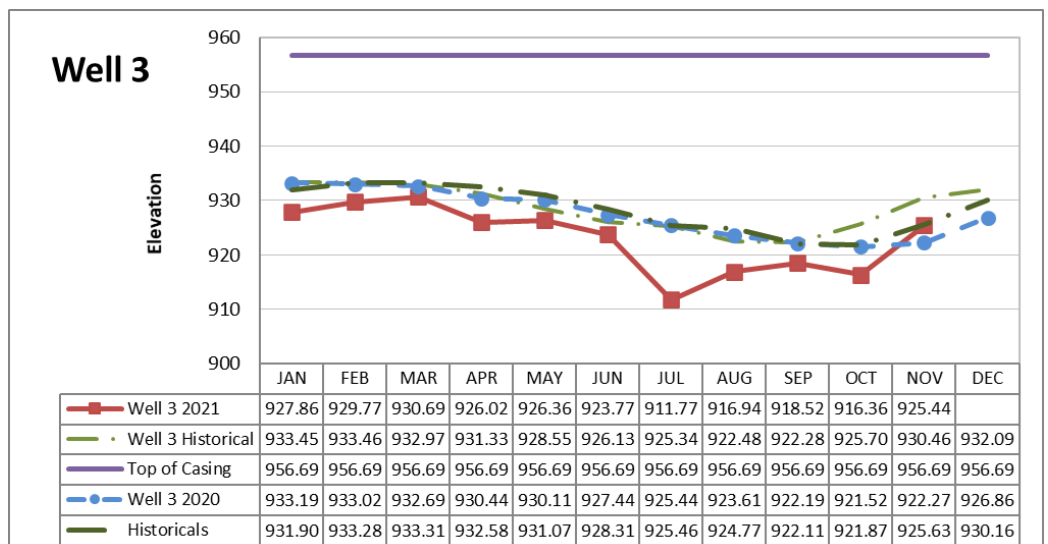
104%



101%



102%



Water System Highlights

- 11/2—11/4, 11/29 Repairing drainage ditch on Dallas Ct; additional repairs pending.
- 11/23 Leak repair on Deer Hollow
- 11/24 Leak repair on Mountain Meadow South
- 11/30 Leak repair on Stonegate
- 11/30 SCBA fit test
- Received Kubota excavator
- AMI project meter replacements
- Meter reads 11/18—23
- Routine maintenance and operations

Wastewater System Highlights

- 11/3 Sand filters malfunctioning
- 11/22 repairs on three malfunctioning blowers
- 11/22 Sewer inspection on Deer Hill Rd revealed leaking joints; repairs upcoming. High amounts of I/I occurring.
- 11/30 SCBA fit test
- Meter reads 11/18—23
- Routine maintenance and operations

Water Resources Specialist Highlights

- Submitted the Central Valley Regional Water Quality Control Board quarterly I/I progress report
- I/I analysis
- Field operations manual edits
- Submitted 2022 annual sampling monitoring schedule
- FLASHES town hall
- Database maintenance, reports, and SOP development
- GIS database edits and maintenance

Association of California Water Agencies (ACWA) Highlights

Chromium working group—*Water Quality Committee*: comment letter in response to the State Water Resources Control Board Notice of Preparation for Environmental Impact Report (EIR) for hexavalent chromium, maximum contaminant level. Comments include:

Encourage recirculating the Notice of Preparation

Argue that agencies have not had enough time to review the EIR and few of them have been reached for input. Also, the Notice lacks a definition of the proposed MCL.

Encourage further consideration of technical and economic issues

Argue that the EIR does not discuss how compliance costs will: 1) increase rates, 2) shift from groundwater to surface water usage; would impact the environment, 3) decrease the feasibility of groundwater, 4) exacerbate drought conditions by limiting available water supplies, 5) increase the need for water storage as surface water becomes more widely used.

Encourage developing a new Public Health Goal for hexavalent chromium

Encourage the Water Board to perform a risk assessment on the cancer risk from hexavalent chromium exposure.

Wastewater I/I: Deer Hill Rd, break 1



Wastewater I/I: Deer Hill Rd, break 2



New Kubota Excavator



Dallas Ct Drainage Repairs



WWTP Drainage Improvements



Disaster Reimbursements (Federal & State)						
Year of event	Disaster	Project	Description	Completion	Reimbursed?	Reimbursements
2017	4301	LHHVA01	Pump&Dump	100%	100%	\$ 214,133.04
2017	4301	LKHVB01	Repair&Labor	100%	100%	\$ 16,748.90
2017	4308	LKHVA81	Pump&Dump	100%	100%	\$ 390,533.63
2017	4308	LKHVB81	Repair&Labor	100%	100%	\$ 5,317.17
2017	4308	LKHVF83	Repair&Labor	100%	100%	\$ 652,310.53
2019	4434	100063	Pump&Dump	100%	100%	\$ 916,723.31
2019	4434	100118	Repair	100%	100%	\$ 13,101.71
2019	4434	100126	Repair&Labor	100%	100%	\$ 39,032.81
2019	4434	101502	Repair&Labor	100%	100%	\$ 33,321.19
2019	4434	100138	Repair: Chip seal the WWTP Access Road	100%	90%	\$ 110,730.00
2020	4482 COVID-19	138890	Materials: Purchased for disinfection, and infection prevention methods	100%	0%	\$ 11,095.33
2020	4558 LNU Complex Fire	Cat B 100% (FEMA)	Emergency protective measures -FireBreak	100%	100%	\$ 36,245.32
2020	4558 LNU Complex Fire	Cat B 75% (FEMA) 18.75% (CalOES)	Emergency protective measures -Chipping & Spreading	100%	96%	\$ 143,437.00
2020	4558 LNU Complex Fire	Cat B 100% (FEMA)	Continuity of Operations - Generators - Smoke Soot and Ash	100%	100%	\$ 20,747.18
2020	4558 LNU Complex Fire	Cat B 75% (FEMA) 18.75% (CalOES)	Continuity of Operations - Generators - Smoke Soot and Ash	100%	94%	\$ 44,690.95

Totals:	\$ 2,648,168.07
Actual:	\$ 2,637,072.74

Access Road

7/2 Requested update of closeout status of this project. Response: "The other projects are still being worked on by Cal OES Recovery Closeout team."

COVID19

8/18 Met with CalOES. Original application amount must remain, and work descriptions need updating.
8/25 Submitted updated narrative, work descriptions and pictures to original project amount of \$11,095.33.
9/15 Meeting with FEMA&CalOES
10/28 Responded to RFI
12/7 Forms 89 and 204 requested
12/8 Notice of Obligation & Payment

Debris Removal & Generators

9/3 Deposited \$236,187.45 (\$112,500 + \$20,747.18 + \$36,245.32 + \$30,937 + \$35,757.95)

Federally funded, non-disaster projects (HMGP)					
Related Disaster	Project	Description	Completion	Reimbursed?	Reimbursement
4344	512	LHMP: Writing the Plan	100%	95%	\$ 74,404.00
4382	112	Unit 9 Tank: Replacing this tank	0%	0%	\$ 1,300,000.00
4407/4431	57	Generators: Installing at Booster Stations	0%	0%	\$ 748,048.00
4558	398	Defensive Space, Ignition Resistant Construction (DSIRC)	0%	0%	\$ 1,400,000.00
4558	428	Water Mains Planning	0%	0%	\$ 500,000.00

Totals:	\$ 4,022,452.00
Actual:	\$ 74,404.00

LHMP

7/2 Inquired on the status of this project. Response: "This project is in FEMA closeout and with FEMA, so soon as we hear back – which can take a little time – we will let you know. In the meantime I will keep this on my radar."

Unit 9 Tank

5/12 Lake County grant manager is checking in on CEQA activities for this project, as there is an 18 month deadline to complete CEQA
 5/24 New CalOES contact was able to reach FEMA EHP, and provides this comment "Was informed that it may be some time this October for EHP to finish with what they are reviewing. Will keep you updated. "
 9/2 Latest update from CalOES. "[project is in]EHP review...Don't forget - no work to be done if it is part of the post[award activities]."
 10/12 On-site Cultural Site Survey conducted.

Generators

6/29 HMGP funds from a different disaster (4431, not 4407) are available to fund this project. CalOES has inquired if CSD is interested in-resubmitting this subapplication.
 7/2 Submitted 4 new documents in support of a subapplication re-submittal, reflecting change of scope.
 7/9 Submitted an additional 31 files in support of subapplication submittal. At least four files (BCA) remain to complete the submittal requirements.
 7/20 Sent remaining 4 BCA files to complete the re-submittal (See attached).
 7/27 Responded to final edits requests for Generator re-submittal
 8/12 Planning Partners (environmental consultant) completed edits to the environmental checklist of the subapplication
 8/24 Submitted updated environmental checklist to CalOES.
 10/6 Confirmed Authorized Agent info.
 11/2 Responded to RFI

Defensive Space, Ignition Resistant Construction (DSIRC)

6/3 Discussed project with Tribal leader
 7/27 On-site project walk-thru with tribal leader
 10/6 Confirmed Authorized Agent info.
 11/3 Responded to RFI
 12/1 Notification of FEMA submission

Water Mains Planning

5/21 Submitted RFI response
 9/27 Submitted RFI response
 10/6 Confirmed Authorized Agent info

State Funded projects (Prop 1, Prop 68)					
Funding Agency	Project	Description	Completion	Reimbursed?	Reimbursement
DWR/IRWM	206	I & I	75%	6%	\$ 375,000.00
DWR/IRWM	205	Unit 9 Tank	10%	0%	\$ 250,000.00
DWSRF	AMI	AMI	10%	0%	\$ 1,600,000.00

Totals:	\$ 2,225,000.00
Actuals:	=

I&I, Unit 9 Tank

9/2 **I & I**: Submitted second quarterly reimbursement request for \$198,659.47

10/6 **I & I**: Submitted Basis of Design documentation per grant mgr request.

10/7 **I & I**: Received estimated reimbursement date of mid-November

10/12 **I & I**: Replaced 2 manhole lids

10/18 **I & I**: Replaced 1 manhole lid

10/22 **I & I**: Camera-ed C10 to C11 with SeeSnake

10/28 **I & I**: Camera-ed C11 to C10 with VacTruck

11/5 **I & I**: Submitted videos to Coastland for review and proposal

11/9 **I & I**: Submitted quarterly progress report

12/2 **I & I**: Authorized Coastland to review videos and return recommendations.

12/9 **I & I**: Discovered missing manhole. Uncovered and replaced lid.

7/27 **Unit 9 Tank**: The CEQA placeholder status for this project will expire on 9/2022.

8/27 **Unit 9 Tank**: Meeting with Coastland & WRA (environmental consultants), Lake County Community Development Dept(Planning) representative Tracy Cline was unable to attend. Discussed differences in CEQA requirements.

9/22 **Unit 9 Tank**: WRA submitted RFI to LC CDD, Tracy Cline

11/1 **Unit 9 Tank**: Responded to DWR RFI

12/1 **Unit 9 Tank**: Submitted quarterly progress report

12/13 **Unit 9 Tank**: Received notification of LC CDD representative's departure on 12/15

12/15 **Unit 9 Tank**: Recieved Notice of Exemption (NOE) from planning committee

AWIA of 2018

7/1 Certified with EPA that RRA is complete

11/8 ERP Workshop

12/15 Office hours

12/22 Team review of completed ERP

AMI

8/24 Downloaded 169 reads from AMI meters.

9/3 Currently working through existing error list of 46 meters.

9/25 Finished installation of 95 new meters without radios.

10/21 AMI troubleshooting with front staff

10/22 Created Service Orders for next book of meter swaps (115)

11/3 Met with Badger. Radio ETA is now 12/1. Sent back 12 radios for RMA

11/15 CivicSpark Fellow Thomas scheduled start date.

11/15 600 Radios delivered

12/8 Began training Lisa S on AMI data management

12/15 244 Meters have been added to BeaconAMA since 11/15 for a total of 422

FLASHES

10/8 BRIC NOI was deemed eligible for subapplication

10/11 Meeting with Governor's office regarding BBB

10/13 Meeting with Congressman's Thompson regarding BBB

10/15 Received BBB feedback from Governor's office

10/18 Meeting with PGE's newly appointed VP of North Coast Region

10/19 BBB feasibility application submitted

10/28 BRIC BCEGS score discussions with LC, Hagerty Consulting

11/2 HVL and LC withdrawal from BRIC

11/3 PGE CMEP NDA submitted to HVL counsel

11/18 Conducted FLASHES Town Hall

11/19 Submitted Multi-Benefit Water-Energy Resilience Project (FLASHES) to DWR Drought Relief funding program

12/7 Fostering support from CBIA, PIF, AGC

1/21/22 DR4482 HMGP NOI deadline

Drought & COVID Relief Funding

9/27 Submitted \$8M Emergency Intertie project to DWR Small Community Drought Relief Funding program

10/6 Submitted \$22M Water Main Replacement project to DWR Small Community Drought Relief Funding program

10/15 Submitted Covid Relief Funding application for \$56K

10/29 Notification of DWR Multibenefit Drought Relief Funding

11/1 Response from Drought Relief Funding Engineer, Alena. Emergency Intertie application is the 28th application, and the Water Main Replacement application is the 43rd. Alena is currently on the 21st application, and expects to complete 15 applications in the month of November.

12/9 Drought Task Force mtg - Spring Valley, CLO to receive Drought Relief Funding for a new well

12/9 M A T H - Meeting to discuss the effects of drought in the Middletown area, and the status of the cannabis industry.

12/16 Received notification of Covid Relief Funding allocation of \$116,992 (See attached)

SCADA

9/15,16 On-site visit re-scheduled

9/23 Confirmation that site-visit was complete, and currently compiling data.

11/10 Meeting to review condition assessment data, and discuss recommendation. Summary of deficiencies illustrated with color-coded scoring system

12/10 Meeting to discuss ANSI/ISA 18.2 life cycle and SCADA alarm strategy

Other activities

11/3 Meeting with homeowners regarding localized flooding, and mitigation

11/15 Meeting to discuss GSA with water rights attorney Peter Kiel

Potential projects (LHMP)					
Priority	Funding Agency	Project	Description	Costs	Notes
1	HMGP (FEMA)	SCADA	Technology refresh	\$ 1,000,000	Initial Feasibility discussions underway, Joined Demand Response program to qualify for rebates
1	HMGP (FEMA)	Tanks	Replace wooden tanks	\$ 5,400,000	Subapplication submitted for one tank only, 4558 - NOI
1	HMPG (FEMA)	I & I	Pipe-bursting	\$ 1,000,000	Grant funds awarded for first pipe-bursting
1		RRP, ERP	Requirement of AWIA of 2018	\$ 200,000	Due 3/21, Possible 4482-NOI opportunity
1	HMGP (FEMA)	Water	Correlators, AirVacs, Lines, Meters	\$ 5,500,000	ESCOs can support energy savings projects
2		WMP	Water Master Plan	\$ 100,000	This is 20 years old. Is a reference document for grant applications
2	HMGP (FEMA)	WWTP	EQ Basin, Sludge Beds	\$ 6,000,000	Every flooding disaster in the last 4 years has damaged a portion of the WWTP. Possible developed contributions.
2		SWP	Stormwater Master Plan	\$ 200,000	This is 20 years old. Opportunity for regional benefits.
2		Stormwater	Implement Stormwater Master Plan Improvements	\$ 10,000,000	Phase 1 - Culverts in the Flood detention basin, previous NOI accepted for this activity
2	HMGP (FEMA)	Well	Drill a new well	\$ 4,000,000	Water Resilience, Contamination Mitigation, possible developer assistance
2	FMAG (FEMA)	Fuels Mitigation	Defensible Space, Concrete detention basin, masonry buildings	\$ 400,000	Possible 4558-NOI opportunity
2	FMAG (FEMA)	Hydrants	Improvements	\$ 4,100,000	Previous NOI accepted for this activity
2	PDM (FEMA)	GIS	Fully develop database, O&M	\$ 400,000	Management, maintenance, and communications tool
3		PAP	Public Awareness Program	\$ 200,000	Disaster preparedness, response and recovery
3	HMGP (FEMA)	CL2 valve	Automatic shut-off valve	\$ 50,000	Operator Safety, RMP improvement list
3	HMGP (FEMA)	CL2 Analyzers	Chlorination Basin improvements	\$ 100,000	Flow-based treatment process will streamline WWTP
3	HMGP (FEMA)	Earthquake	Retrofits	\$ 5,000,000	
3		Levee	Certification	TDB	Opportunity for regional benefits, flood insurance
3		Dam	Inundation Mitigation	TDB	Infrastructure improvements

**COVID-19 Fiscal Relief for Special Districts
Allocations by Special District and County**

Fresno	\$ 11,140,649.00
Bluffs Community Services District	\$ 61,213.00
Calwa Recreation and Park District	\$ 252,148.00
Central Valley Pest Control District	\$ 39,344.00
Clovis Veterans Memorial District	\$ 203,526.00
Coalinga-Huron Recreation and Park District	\$ 476,702.00
Fresno County Fire Protection District	\$ 865,207.00
Fresno Metropolitan Flood Control District	\$ 199,342.00
Fresno Mosquito and Vector Control District	\$ 98,032.00
Fresno-Westside Mosquito Abatement District	\$ 122,362.00
James Irrigation District	\$ 131,738.00
North Central Fire Protection District	\$ 74,832.00
Panoche Water District	\$ 631,567.00
Sierra Resource Conservation District	\$ 2,314,180.00
Westlands Water District	\$ 5,670,456.00
Humboldt	\$ 1,150,721.00
Fruitland Ridge Fire Protection District	\$ 6,611.00
Humboldt County Resource Conservation District	\$ 853,252.00
North Humboldt Recreation and Park District	\$ 290,858.00
Imperial	\$ 543,191.00
Bombay Beach Community Service District	\$ 15,305.00
Heber Public Utility District	\$ 447,385.00
Seeley County Water District	\$ 80,501.00
Inyo	\$ 120,303.00
Big Pine Cemetery District	\$ 35,846.00
Eastern Sierra Community Services District	\$ 57,214.00
Southern Inyo Fire Protection District	\$ 27,243.00
Kern	\$ 4,281,321.00
Arvin Community Services District	\$ 14,087.00
Bear Mountain Recreation and Park District	\$ 8,990.00
Bear Valley Community Services District	\$ 4,493.00
Cemetery District No. 1	\$ 45,373.00
East Kern Health Care District	\$ 17,875.00
Lamont Public Utility District	\$ 455,606.00
McFarland Recreation and Park District	\$ 211,712.00
North of the River Recreation and Park District	\$ 486,471.00
Semitropic Water Storage District	\$ 2,304,095.00
Stallion Springs Community Services District	\$ 4,522.00
Tehachapi Valley Recreation and Park District	\$ 203,329.00
West Side Cemetery District	\$ 80,254.00
West Side Recreation and Park District	\$ 436,331.00
Wheeler Ridge-Maricopa Water Storage District	\$ 8,183.00
Lake	\$ 192,968.00
Hidden Valley Lake Community Services District	\$ 116,992.00
Lake County Vector Control District	\$ 75,976.00
Lassen	\$ 164,475.00
Herlong Public Utility District	\$ 76,891.00
Lassen Library District	\$ 87,584.00



**Hidden Valley Lake
Community Services District**
19400 Hartmann Road
Hidden Valley Lake, CA 95467
707.987.9201
707.987.3237 fax
www.hvlcsd.org

MEMO

To: Board of Directors
From: Dennis White
Date: December 21, 2021
RE: General Manager's Report

Below is an overview of District operational activities.

COVID-19 Response: Director, Employee and Customer health and safety

- We have initiated mask mandates Dec-15 until Jan-15. This new measure brings an added layer of mitigation as the Omicron variant, a Variant of Concern as labeled by the World Health Organization, is detected across California, the United States, and the world and is likely to spread more easily than the original SARS-CoV-2 virus and the Delta variant. OSHA guidelines also continue to be followed in daily routines.
- Since Thanksgiving, the statewide seven-day average case rate has increased by 47% and hospitalizations have increased by 14%. While the percentage of Californians fully vaccinated and boosted continues to increase, we continue to have areas of the state where vaccine coverage is low, putting individuals and communities at greater risk for COVID-19. Given the current hospital census, which is at or over capacity, even a moderate surge in cases and hospitalizations could materially impact California's health care delivery system within certain regions of the state. Other states and countries with similar vaccination rates that have relaxed masking requirements are seeing surges in COVID-19 cases and increasing stress in their healthcare systems
- Staff will continue to maintain District critical infrastructure, to maintain the health and well-being of our rate payers. So please everyone please mask up lets help slow the spread and eventually beat this virus, and get back to normal.

Management of the Day-to-Day Operations

Budget.

Based on Directors direction, and Trish's initiative, staff has been taking a closer look at one alternative to our financing of OPEB liability – a Section 115 Trust, administered by CalPERS. This program offers a pre-funding program to help reduce liability, at an attractive interest rate. CalPERS Section 115 Trust representative Karen Lookingbill provided much food for thought at last week's Finance Committee meeting. She showed us that in the long run, prefunding is undoubtedly a more economical solution than the District's current pay-as-you-go position. Staff will work together with the Finance Committee to continue research of other pre-funding programs, in search of the best possible solution for both the District and its



**Hidden Valley Lake
Community Services District**
19400 Hartmann Road
Hidden Valley Lake, CA 95467
707.987.9201
707.987.3237 fax
www.hvlcsd.org

employees.

We expect to begin mid-year budget discussions next month, and into February. Quick on the heels of this discussion will be the preparations for next year's budget, fiscal year 22/23.

We will be looking to add water mains repair/replacement to Capital Improvements in the upcoming years. In keeping with the cost of service analysis outlined in our rate study of 2020, the District's commitment to Reliable Water Supply will serve as the project definition to make this happen.

We will be looking at equipment and product, to get started in a direction that makes sense and is feasible for the District. We met with Kyle from Underground Solutions/Aegion and his team to better understand their process and the financial obligation to achieve 31 miles of mainline replacement. Coming up Jan-6th we will be meeting with Josh from NU Flow and his team of colleagues to learn about cost of lining and the longevity of their product. By March, we hope to have developed a plan that fits within long term financial commitment to Reliable Water Supply.

Drought.

We are looking forward to sharing drawdown results every month with you on the field report. The impact of the latest series of storms had on the depth to water cannot be overlooked, either. This data will help us be more at ease knowing that we are blessed with such a sustainable aquifer. We only need 18 inches to replenish our aquifer. Let's get to selling water and rebuild this infrastructure.

I am also hopeful that all of California will be able to benefit from the rains and lower some of their restrictions!

Insurance

We met with Rick Murphy with (Alliant Appraisal Services) on a field trip tour our facilities making sure we are properly covered in all areas.

Staffing

So, we're ending of another calendar year with Christmas around the corner and the New year on the horizon. I would like to take this time to say I am honored to work beside each one of you Alyssa, Trish, Penny, Hannah, Marty, Donna, Lisa, Thomas, Field staff Barry, Nathan, Nikolaus, Dominic, Russell, Jesse, Matthew, Jessika. I would like to use this forum to give you all Kudos for all your efforts. I am very lucky. I also want to state it has been a pleasure working with this board. You are really giving this District what it needs to be the gold standard of Special Districts, or better yet, any public organization. Every one of you pay such great attention to detail. Thank you.



**Hidden Valley Lake
Community Services District**
19400 Hartmann Road
Hidden Valley Lake, CA 95467
707.987.9201
707.987.3237 fax
www.hvlcsd.org

- So we had our Townhall meeting on 11/18/2021 to discuss the merits of the FLASHES project. It felt good to see people attending Including District 1. Own Supervisor Moke Simon, District 2. Supervisor Bruno Sabatier. Not to mention TRANES very own Michael Day giving the presentation. I would like to give Alyssa great praise for putting this together. Like always she comes through with high expectations and pulls it off. Thank you Alyssa!

Field

What *can't* I say about the field? They are out there getting the job done moving in great strides with meter and radio replacements, while all the while continuing to close gaps on our I & I project. Let's not forget daily operations requirements and the multitude of leak repairs. Its seems like we are at the apex of having to react to unanticipated problems while at the same time working towards being proactive. Quite a challenge indeed! And looking forward to taking on *more* in-house projects like main line rehab. Yay!

Major Projects

- Tank 9
 - We have received a Notice of Exemption (NOE) from Lake County Community Development Department, and is has been recorded in CEQAnet. The CEQA portion of this project is complete. This will allow us to gain access to IRWM funding. Next steps are to focus on a more complete design by Coastland Engineering.
- I & I
 - Two rather substantial "lateral leaks" have been repaired on Deer Hill Rd. This stopped steady inflow from a natural stream that flows directly over these sewer lines. We look forward to flows analysis that should help quantify just how much this has helped us.
 - A manhole was "discovered" at the intersection of Mountain Meadow South and Bear Valley Rd. Field staff uncovered and replaced the lid.
 - We are looking forward to the arrival of our repaired CCTV camera. Upcoming rain events provide the perfect opportunity to ferret out groundwater and stormwater intrusion.
- AMI
 - The delivery of 600 radios has re-energized this project. We have jumped from 178 to 422 AMI meters in the ground. Thomas and Lisa have been instrumental in data management of this effort. We hope to keep the momentum going, and have all meters in the ground in the next couple of months. This will eliminate an entire Handheld device from the manual read process
 - The EyeOnWater unveiling is tentatively scheduled for March of 22, when we can confirm all meters on hand have been installed. We hope to



**Hidden Valley Lake
Community Services District**
19400 Hartmann Road
Hidden Valley Lake, CA 95467
707.987.9201
707.987.3237 fax
www.hvlcsd.org

coordinate a community outreach effort much like the FLASHES Town Hall to help get the word out to our ratepayers.

- SCADA
 - The most recent meeting with GHD focused on SCADA alarm strategy and the ANSI/ISA 18.2 lifecycle, which are both rather complex, as it turns out. An alarm philosophy will first need to be established that is mindful of the ANSI/ISA 18.2 lifecycle. The strategy, implementation monitoring, and ongoing planning of alarms is the responsibility of the Alarm Manager.
- Resilience - FLASHES
 - The Town Hall took place on 11/18/21. Many thanks to Directors who were able to attend. Coordination and execution of this event represents a first for current staff, and is hopefully the first of many. We were able to post a great video on our website for our customers who were not able to attend, but are interested in learning more about the concept. Many thanks to our videographer Sam and his professional expertise in making this happen.
 - The Build Back Better Regional Challenge feasibility program selected 60 finalists nationally of which FLASHES was not one. Locally, the Alameda County Waste Management Authority was granted feasibility funding for its innovative construction methods project.
 - The PGE Better Together program announced 4 grantees of which FLASHES was not one.
 - Trane remains vigilant in seeking support from local districts, advocacy groups, and the governor's office.
 - The Community Microgrid Enablement Program (CMEP) is a PGE sponsored funding opportunity that is currently in process.
- Drought Relief Funding
 - DWR engineering continues to review the District's two applications, Emergency Intertie, and Water Mains replacement. We hope to have some feedback soon.
- COVID Relief Funding (CRF)
 - Despite have asked for \$56k in COVID relief funds through the Independent Special Districts allocation, the Department of Finance has decided to allocate twice that amount! We will be receiving a payment of \$116,992. Staff is in communications with both the county and CSDA to coordinate the delivery and the application of these funds.

**ACTION OF
HIDDEN VALLEY LAKE COMMUNITY SERVICES DISTRICT**

DATE: December 21, 2021

AGENDA ITEM: Authorize the General Manager to purchase six hundred meters, radios and stakes for the next phase of the AMI project.

RECOMMENDATIONS: Authorize the General Manager to purchase six hundred meters, radios and stakes for the next phase of the AMI project.

FINANCIAL IMPACT: Approx. \$208,000

FUND/ACCT: 130-5-70-7204

BACKGROUND:

The AMI project, along with other capital improvement projects was adopted when the 5-year rate study was adopted effective 1/1/2021. Subsequently, the first phase of meter purchases was made in April of 2021. Unfortunately, supply chain issues delayed the delivery of cellular communications portion (Orion endpoints) of the AMI solution by approximately 8 months. This delay cascaded the estimated completion date of this first and following phases of the project.

Because the installation team was not contracted, this delay has not caused any additional cost to the District.

Encl: AMI Project Plan 12-14-21; AMI Project Plan 4-15-21

AMI Project Plan

Plan Duration

ACTIVITY	PLAN START	PLAN DURATION	PERCENT COMPLETE	Apr-21	May-21	Jun-21	Jul-21	Aug-21	Sep-21	Oct-21	Nov-21	Dec-21	Jan-22	Feb-22	Mar-22	Apr-22	May-22	Jun-22							
				1	2	3	4	5	6	7	8	9	10	11	12	13	14	15							
																				\$	400,617	Books			
Engagement Fee	1	1	0%	█																\$	2,500	\$	398,117		
Billing Integration	1	1	0%	█																\$	1,575	\$	396,542		
Purchase 600 meters	1	3	0%	█	█	█														\$	193,296	\$	203,246		
Quarterly transfer June 30 2021	3	1	0%			█														\$	42,261	\$	245,507		
Install meters	4	4	0%				█	█	█	█													\$	245,507	6 - 10
Quarterly transfer Sept 30 2021	6	1	0%						█											\$	180,000	\$	425,507		
Purchase 600 meters	7	3	0%							█	█	█								\$	212,626	\$	212,881		
Install meters	10	4	0%										█	█	█	█									16 - 21
Quarterly transfer Dec 2021	9	1	0%									█								\$	180,000	\$	392,881		
Purchase 600 meters	10	3	0%										█	█	█					\$	233,888	\$	158,993		
Install meters	12	4	0%													█	█	█	█						TBD
Quarterly transfer Mar 2022	12	1	0%													█				\$	180,000	\$	338,993		

**ACTION OF
HIDDEN VALLEY LAKE COMMUNITY SERVICES DISTRICT**

DATE: December 21, 2021

AGENDA ITEM: Authorize the General Manager to establish a Memorandum of Understanding (MOU) with HVLA regarding the Rural Recreation and Tourism (RRT) Program

RECOMMENDATIONS: Authorize the General Manager to establish a Memorandum of Understanding (MOU) with HVLA regarding the Rural Recreation and Tourism (RRT) Program

FINANCIAL IMPACT: MOU to hold HVLA financially responsible

FUND/ACCT: N/A

BACKGROUND:

HVLCSD has the opportunity to improve water efficiency and promote environmental sustainability with this program.

Proposition 68 has earmarked funds to be allocated to state parks and recreation, “to create new recreation opportunities within rural communities to support health-related and economic goals.” The Rural Recreation and Tourism (RRT) Program offers funding to projects up to \$3M, in areas no larger than 50 acres. In 2020, HVLA approached CSD with a similar grant program from the California Parks & Recreation Office of Grants and Local Services. HVLA was interested in establishing a partnership with CSD to apply for funding to improve the ballpark on Hartmann Road. The deadline to apply for funding was unfortunately missed before an agreement could be reached.

This year, HVLA has again reached out in request of a partnership. The deadline for submittal for grant funding is Jan 20, 2022. The parcels targeted for improvements are the campground and the ballpark. The scoring criteria for this application favors new recreational opportunities, public engagement, partnerships, and environmental sustainability among others.

Initial concepts include;

Recycled Water: Bringing recycled water to the area for irrigation and drought tolerant vegetation education.

Natural Resource education: The Putah Creek tributary, Gallagher Creek runs through these parcels, which provides natural resources education opportunities. Design plans could include a multi-use interpretive trail that runs along/over the creek, and the creation of a riparian buffer at the creek.

Partnerships: Cultural partnerships could also bring forward illustrations and education of the area’s ancestral history on this multi-use trail.

Geography: The trail could extend around the campground, along the creek, and up the northmost portion of the campground parcel. From here at a slight elevation, a kiosk and/or panels can explain the unique qualities of this volcanic region with views of Cobb and St Helena Mountain.

Bathrooms, snack shack, and parking lot: Considered improvements and not new recreation, these activities are allowed as long as they do not represent the predominant costs. A parking lot can remain sustainable by using innovative materials that allow for stormwater percolation.

Because of the median household income of the community, a 20% match is required by the applicant. HVLA and CSD were made aware of this match requirement in a discovery meeting with a representative of the state funding program on 12/13/21.

Partnerships and Public Engagement are the two near-term requirements that must be acted upon quickly in order to be prepared for a Jan 20, 2022 application deadline.

ENCL: RRT Application guide

**Final Application Guide
for the
California Drought, Water, Parks, Climate, Coastal
Protection, and Outdoor Access for All Act of 2018**

Rural Recreation & Tourism Program (RRT)



**California Department of Parks and
Recreation
Office of Grants and Local Services**

State of California Department of Parks and Recreation

Office of Grants and Local Services

DEPARTMENT MISSION

The mission of the California Department of Parks and Recreation (DPR) is to provide for the health, inspiration, and education of the people of California by helping to preserve the state's extraordinary biological diversity, protecting its most valued natural and cultural resources, and creating opportunities for high-quality outdoor recreation.

COMMUNITY ENGAGEMENT DIVISION MISSION

Encouraging healthy communities by connecting people to parks, supporting innovative recreational opportunities, embracing diversity, fostering inclusivity, and delivering superior customer service, with integrity for the enrichment of all.

THE OFFICE OF GRANTS AND LOCAL SERVICES (OGALS) MISSION

To address California's diverse recreational, cultural and historical resource needs by developing grant programs, administering funds, offering technical assistance, building partnerships, and providing leadership through quality customer service.

OGALS VISION GOALS

- Proactive in meeting California's park and recreation needs through innovative grant programs and customer service.
- Commitment to providing quality customer service in every interaction and transaction as honest, knowledgeable, and experienced grant administrators.
- Sensitive to local concerns while mindful of prevailing laws, rules, and regulations.
- Responsive to the needs of applicants, grantees, non-profit organizations, local governments, tribes, and legislative members, as partners working to improve the quality of life for all Californians by creating new parks and recreation opportunities.

Welcome to the Rural Recreation and Tourism Program (RRT)

FOREWORD

Since 1965, statewide grants administered by OGALS created and improved over 7,400 parks. We look forward to continuing this legacy with grantees to improve the quality of life for communities throughout California.

Recreational facilities funded by this program will support the health and wellness of Californians. Building successful recreational facilities is a work of art. These facilities will become distinctive destinations for surrounding communities. RRT embraces meaningful engagement with local residents and partners where designs represent each region's unique recreation needs and creativity.

APPLICATION GUIDE

Use these guidelines to plan and submit the grant application. The RRT Team is committed to give technical assistance, taking pride in being approachable and informative. Contact information and program updates are at parks.ca.gov/rrt.

Street Address for Overnight Mail:

Calif. Dept. of Parks and Recreation
Office of Grants and Local Services
1416 Ninth Street, Room 918
Sacramento, CA 95814

Mailing Address:

Calif. Dept. of Parks and Recreation
Office of Grants and Local Services
P.O. Box 942896
Sacramento, CA 94296-0001

MAIN LINE: (916) 653-7423

PROGRAM WEBSITES: parks.ca.gov/rrt | parksforcalifornia.org/communities